


**SECTION X**  
**MODERN AMERICAN SHETLAND PONY**  
**and**  
**AMERICAN SHOW PONY REGISTRY**  
**Standards and Halter Division Rules**


**1.1 Standard of Perfection**

Conformation should be that of a strong, attractive pony, blending the original Shetland type with refinement and quality resulting from American care and selective breeding. The barrel should be well rounded and short back level, with flat croup. The head should be carried high on a well arched neck and should be symmetrical and proportionate to the body, with width between prominent eyes; a fine jaw; short, sharp and erect ears; a small muzzle, with flaring nostrils and a refined throat latch. The pony shall have a full mane and tail. The pony's structure should be strong with refinement; high withers; sloping shoulders; flat boned, muscular legs (not cow or sickle hocked); strong, springy pasterns and good, strong serviceable feet.



- EARS.....Small, alert, and expressive, set well up on the head and delicately curving to tip.
- POLL.....Horizontal just behind ears.
- FORETOP.....Long, and full, but not bushy and wavy.
- EYE.....Large, dark, luminous-placed well down from base of head, wide apart and prominent on the side of the head. Placement of eyes should give head diamond shape from the front view.

- FOREHEAD..... Wide, smooth, and full.  
 FACE..... Straight or very slightly concave.  
 NOSE..... Narrow but flat. Blends into muzzle with a gentle curve.  
 MUZZLE..... Small and refined, large nostril and firm lips.  
 CHIN..... Should continue line from upper lip, should not be meaty or flappy.  
 MANDIBLE..... Smooth bottom line and wide between the branches.  
 JAW..... Not as pronounced and massive as on some breeds; should show some bulge, particularly stallions to denote masculinity.



- THROAT..... Fine and pronounced-the intersection of the neck into the head should be horizontal to give a fine rounded throat latch and an arched neck with the head carried high. Finally, the above parts of the head when blended together, should be small, fine, and express personality.  
 NECK..... Long and fine. The distance from the withers over the poll down to the upper lip, should be greater than from the withers back to the end of the last bone in the tail. The neck should come out well above the point of the shoulder and should be of the length and thickness to compliment the rest of the pony. The mature stallion should have enough crest to denote masculinity.

- POINT OF SHOULDER.....Pronounced, setting well forward at approximately 45 degree angle from the withers.
- WITHERS.....Clearly defined and narrow, but not pronounced. Should give pleasing blend to back and neck.
- BREAST.....Broad and deep, but not too wide and flat between the front legs.
- ARM.....Muscular, but not too bulgy or massive; set forward on shoulder.
- FOREARM.....Long, muscles smooth but pronounced.
- CANNON BONE.Short, wide, flat, dense, tendons stand out.
- KNEE.....smooth, well blended and in straight line with forearm and cannon bone.
- FETLOCK JOINT.Clean and hard; no puffiness, or cocked-over appearance.
- PASTERN.....Long and springy, but not at the expense of strength.
- HOOVES.....Hard and dense, wider at the base than at the coronary band; heels open and angle that of the pastern.
- FOOT.....Should toe straight; not turned in or out.
- FETLOCK.....Light fetlocks.
- TENDONS.....Broad and clearly defined: when felt between the fingers should be hard and taut; should not be overly cut-in below the knee and the hock.
- PISIFORM.....Clear cut and clean; one of the signs of quality joints.
- ELBOW.....Close to barrel.
- CHESTNUT.....Heavy, course chestnuts seem to go with ponies.
- RIBS.....To have feed capacity, endurance and good looks a pony must be well ribbed. There must be a combination of breediness or quality and the good spring of ribs for which the Shetland has been noted for centuries. The ribs should be extended back as close as possible to the point of hip. In other words, the pony should have a rounded barrel.

- GIRTH**.....When viewed from the side the pony should not be cut up in the heart girth.
- COUPLING**.....The back and the loin areas should be short; the hip or croup long and level; then the pony is said to be short-coupled, which is desirable. At a glance from the side, the belly line is longer than the back line. This indicates several things; the heart-girth is deep, the ribs well sprung, the couplings short and the foreleg set well forward which it must be to have the angle of shoulder necessary for good “shoulder action”.
- FLANK**.....Should not be “cut-up”.
- STIFLE**.....Round, full and strong.
- HOCK JOINT**.....When a pony stands with the hind legs squarely under him, a plumb bob should fall from the point of the buttock straight down the back of the hind leg from the hock to the ankle. From a posterior view, the point of the hock should be the same distance apart as the fetlocks. The joint itself should be large, but neat and clean with the bones defined, or else the hock will look meaty.
- GASKIN**..... Well rounded, wide and muscular.
- THIGH**..... The distance from the stifle to the buttock should be deep and full.
- POINT OF BUTTOCK**..... Gracefully and symmetrically rounded; viewed from the rear should be wide
- TAIL**.....Should spring from the line of the back; not hung down below as though an afterthought. Tail should be long and full.
- DOCK**..... It is portion of the tail arising from the back. This should come out boldly.
- CROUP**..... There should be a pleasing, gentle curve, but comparatively speaking, it is a horizontal croup. Viewed from behind, the croup should be oval, not broad and flat, and not come to a point.
- POINT OF HIP**....Should be laid in smoothly to give a pleasing appearance. The angle of the line from

the points of the buttocks should be low and the distance great.

- LOINS.....Full, broad and strong; should blend smoothly.
- BACK.....Short and wide, not flat, but in proportion to the neck of the pony.

- 1.2 **Quality** - The quality refers to refinement and beauty and is evidenced by fine boned legs, well-proportioned body, skin should be soft and pliable, in good health and flesh (but not too fat), with a general overall appearance of refinement, style and beauty.
- 1.3 **Performance** - Good performance shall consist of the walk (in breeding classes) in which the feet should be lifted well off of the ground and placed down flat; the stride medium in length, brisk, elastic and straight. The trot should be a straight forward, diagonal movement; the forelegs being raised at least to a point where the forearm is extended in a horizontal position with the elbow and the hocks flexed, with the feet well under the body and well off the ground. The body at all times should be in perfect balance with the head carried high.
- 1.4 **Manners** - Good manners are demonstrated by the pony's obedience to all commands requested, and in general be guided by a light mouth. Pulling on the bit, head tossing and breaking stride are objectionable. Ladies, amateur and children's ponies should stand quietly and back readily.
- 1.5 **Uniformity** - Refers to the close resemblance of ponies in color, conformation and manners and the similarity in performance if included in the judging specifications.
- 1.6 **Presence** - Presence refers to the animation, self-assurance, alertness and personality that stems from good breeding, good grooming, good care, good training and good handling.
- 1.7 **Soundness** - As a minimum requirement, all Shetlands must be serviceably sound for show purposes. Any pony showing evidence of lameness, deformity in feet,

cryptorchidism or broken wind shall be refused an award.

Complete or partial loss of sight in either eye will not be a disqualification if the loss of sight results from a traumatic injury. A licensed Veterinarian must verify the deltiology of the sight loss as traumatic and such copy must accompany pony's papers.

- 1.8 Color** - Shetlands may be of any color, either solid or mixed except appaloosa. No particular color is preferred; no discrimination should be made because of the color of eyes, such as glass, watch, hazel or blue.
- 1.9 Showing** - Shetlands should be neatly trimmed, well groomed, braided with one braid in the foretop and one immediately back of the bridle path and attractively presented in the show ring.

Note: Additional judging specifications, as they apply particularly to the breeding and performance division, appear in other parts of the Rulebook.

- 1.10 Dress Code** - It is the tradition of the show ring that handlers, drivers, and attendants be appropriately attired for their classes. T-shirts and shorts are not correct attire and will not be allowed in the show ring. No farm, individual or animal names may be displayed on exhibitors. Flimsy shoes should be avoided. See Roadster, Showmanship, Liberty and Saddle class rules for special dress requirements.
- 1.11 Eligibility American Show Pony Registry (ASPR)** - Any pony that is registered with the American Shetland Pony Club, the Hackney Horse Society or any pony that is the result of the mating of a registered Shetland and a registered Hackney Pony, any pony that is the result of the mating of a registered Shetland and a registered Show pony, any pony that is the result of the mating of a registered Hackney and a registered American Show Pony, or any pony that is the result of the mating of a registered American Show Pony to an American Show Pony is eligible to be recorded in the stud book of the ASPR upon the completion of an application for registration and submission of the appropriate fee.

To show in the ASPR Division, the pony must be registered ASPR.

- A. Height - Any pony entering into ASPR classes must meet the following height requirements:

Foals - 44" & Under

1 Year Old - 45" & Under

2 Year Old - 46.5" & Under

3 Year Old & Older - 48" & Under

### 1.12 Halter Division Rules and Class Specifications

- A. **Observance of Rules** - The following rules, as well as all general rules, shall be observed by everyone connected with exhibiting or judging Modern Shetland and ASPR Ponies shown in breeding division classes.

- B. **Stallion Tack** is optional equipment only for showing stallions, two years old and older, except in model and group classes. The use of tack on stallions under two years of age is not permitted. In all instances, a show halter or bridle is permitted.

1. Mares and geldings are not permitted to be shown in tack, except for a show halter or bridle.

2. Tails on Modern Shetland and ASPR halter ponies to be optionally shown as smooth, set up, or appear to be set up on all 2 year olds and older hand ponies. The use of a shoestring, or tie of similar nature, is permitted for the purpose of holding the tail in proper position; tail braces and false tails are optional; nicked tails are permissible.

3. No item disturbing to other entries may be used inside or outside the ring while showing a pony, except the handler may use one whip no longer than 6 feet, including snapper and handle.

- C. **Halter Class Specifications**

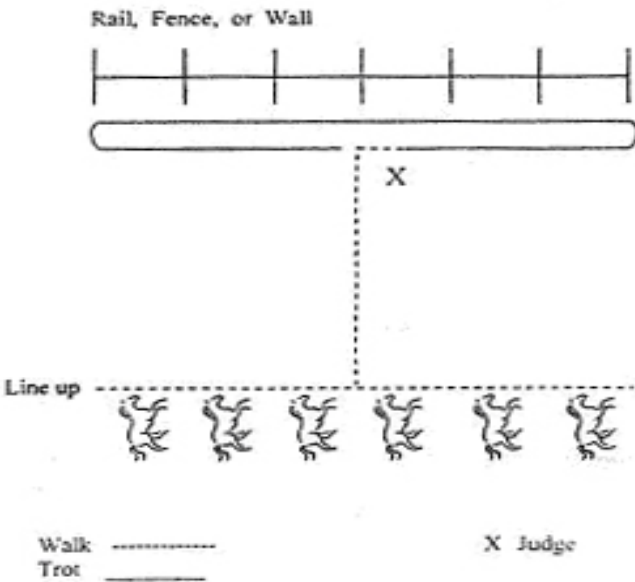
1. **Model Class (Modern Shetlands)** must be the first stallion and mare in hand class held at any show. These classes are to be judged solely on conformation

- and are designed to set a “pattern” or “standard” for the entries to follow in all other classes of the same show. Model ponies are not to be worked on the rail.
2. **Weanlings and yearlings** are to be judged 75% on conformation and breed type; 25% on performance, quality and manners. Set tails are not allowed on weanlings and yearlings.
  3. **Two year olds and older** are to be judged 60% on conformation and breed type; 40% on performance, quality, and manners.
  4. **Broodmares** are to be judged on the same basis as regular breeding classes. Entries must be three years and older and wet (nursing a foal) and are eligible for Senior Champion but cannot cross enter into the Aged class.
  5. **Mare and foal classes** are to be judged solely on the basis of conformation and entries are not to be worked on the rail. The mare and her foal each count 50%.
  6. **Amateur Owned and Shown classes** are to be judged on the same basis as regular breeding classes. An owner is defined as a person holding title, or members of his or her family as defined in Section III - Part I - Definitions – 1.13 - Family, see also Section III - Part 3 - Amateur Rules -3.7 Modern Amateur Owned and Shown.
  7. **Group classes** are judged 75% on conformation and 25% on uniformity and are not to be worked on the rail.
    - a. **Get of Sire** -Three Shetlands, can be any combination of stallions, mares and/or geldings, any age, the get of the same stallion; may be a combination of owners, 46” & Under.
    - b. **Produce of Dam** - Two Shetlands, can be any combination of stallions, mares and/or geldings, any age, the produce of the same dam; may be a combination of owners, 46” & Under.



- c. **Herd of Four** - One stallion and three mares, any age, all by one Owner, 46" & Under.
- d. **Herd of Six** - Six Shetlands, any age, either sex, all by one Owner, 46" & Under.
- e. **Mare and Foal** - Mare and her foal, foal of current year.

D. On **entering the ring** are to be lined up in the location indicated by the ringmaster, and after being examined by the judge, are to be worked individually on the rail both ways, usually at a walk and a trot, the exception being the model and the group classes, in which ponies are not worked.



- E. **One attendant**, in addition to the handler, shall be permitted for each Modern/ASPR Shetland being shown.
- F. **Stallions, three years and older**, to qualify in breeding classes, must have all the fully developed physical characteristics of a stallion.
- G. **Shetlands one year of age and older**: it is recommended, but not mandatory, that Modern/ASPR Shetlands one year and over be shod for optimum performance. Ponies under one year must not be shod.

H. **Height Limits**, apply in all classes, breeding and performance.

1. **Modern Shetland Height Limits:**

There are two major height divisions, plus graduated divisions for ponies less than three years of age. They are as follows:

Age 3 Years & Older

Over – Over 43” not to exceed 46”

Under – 43” & Under

2 Year Old

Over – Over 42” not to exceed 44.5”

Under – 42” & Under

1 Year Old

Over – Over 41” not to exceed 43”

Under – 41” & Under

2. **American Show Pony Registry Height Limits:**

Foals - 44” & Under

1 Year Old - 45” & Under

2 Year Old - 46.5” & Under

3 Year Old & Older - 48” & Under

I. **All eligible first and second place winners** (Model, Amateur, Youth and Group class winners excluded) must compete in their respective Championship classes, unless excused by show management. The Championship is judged as a new class, and the ponies must be worked unless only one pony is competing, then at the judge’s discretion, it may be judged concurrently with that class. The second place pony shall not be discriminated against in judging because of their earlier standing and therefore should not be lined up behind the first place pony.

J. **The first and second place foals of current year** are eligible for Junior Championship only, and are not eligible for Grand Championship class.

K. **Gelding Halter classes** may be divided as Geldings, Junior Geldings, Senior Geldings, Champion Gelding classes. Geldings may not be shown unless their ASPC papers have been changed from Stallion to Gelding.

L. **Youth Exhibitor In Hand** - Shetland Mare or Gelding, any age, 46" and under. To be judged 60% on breed character and conformation and 40% on performance, quality and manners. The exhibitor is to have complete control of the pony throughout the class. One tailer is permitted. Tailer will retire to end gate after the class is worked.

**1.13 ASPR Division Cross Entering** - Registered Shetlands may cross enter in the ASPR classes at the same show provided they are registered in the ASPR Registry.

**1.14 Approved Classes** - Any Modern Shetland Class can also have a corresponding American Show Pony Class, although these classes will not be awarded All-Star Points.

**1.15 Non-Approved Classes** - Classes that will not be recognized by the ASPC should be noted. Non-rated classes that are not conducted under the American Show Pony rules are required to list class specifications in the Show Premium List.

## **1.16 Modern Pleasure Pony Division**

### A. Definition

1. Ponies are to be judged on manners, quality and performance, with emphasis in that order. Ponies to be shown with tail in natural position. Ponies to be judged on an easy, animated but not extreme way of going. The pony should be of superior type, conformation, attitude and training for the specific qualifications of the class. The Modern Pleasure pony generally has less animation than that of the Roadster, Formal, or Harness pony and must display an absolutely agreeable attitude. While its gait must be collected and balanced, it need not have the brilliance or the high action of the Roadster or Harness pony.

B. Shetlands entered in any Modern Pleasure Pony Division class may not cross-enter in the following ways at any given show:

1. into any Classic Class.
2. into any other Modern Performance driving (i.e., Roadster, Formal, or Harness Driving) division.

3. between Open Pleasure Driving and Country Pleasure Driving.
4. into open halter classes if Pleasure Halter classes are offered (exceptions being Model, Group, Showmanship, Youth Halter, (exception only if Modern Pleasure Youth Halter is not offered), Incentive or Futurity classes).

### 1.16.1 Modern Pleasure Halter Classes

#### A. Pleasure Halter Class Specifications

1. **Modern Pleasure Pony** halter animals are to be judged 75% on conformation and manners and 25% on performance.
2. **Attendant permitted** in Modern Pleasure Youth Exhibitor classes.

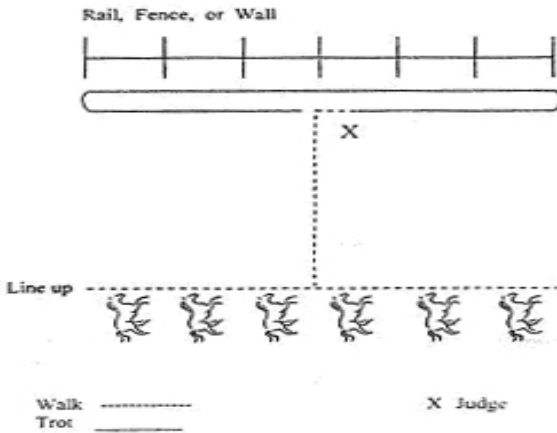
#### B. Tack and Equipment

1. Stallion, mares and geldings are to be shown in a show halter or bridle.

#### C. Ring Procedure

1. Entries should be neatly trimmed, well groomed, braided with one braid in the foretop and one immediately back of the bridle path and attractively presented in the show ring.
2. Entries are to be shown barefoot or with an evenly weighted shoe of uniform thickness and an optional light pad. Toe clips and/or side clips are permitted. No artificial attachments such as lead chunks, weights, rings, etc., are allowed. Artificial appliances (rubber bands, chains, shackles, etc.) are prohibited in the ring or warm up area at the horse show.
3. Pleasure Pony Halter animals will enter the ring at a walk and line up as indicated by the ringmaster (one tailer is optional).
4. Entries can be shown square or at a show ring stretch.
5. Entries to be shown with a smooth tail (no ginger).

6. Ponies are to enter the ring and line up in the location indicated by the ringmaster.



7. Entries will be examined by the judge while in the line up.
  - a. After being examined by the judge(s), ponies are to walk to the rail and work both ways at the trot. Ponies are then to line back up in the location indicated by the ring master for final inspection. **Extreme action to be penalized.**
  - b. Working on the rail is optional.
8. The Championship classes is judged as a new class, and the ponies must be worked. The second place pony shall not be discriminated against in judging because of its earlier standing and therefore should not be lined up behind the first place pony.