

2021 OFFICIAL RULEBOOK



American Shetland Pony Club
American Miniature Horse Registry
American Show Pony Registry
National Sport Performance Pony Registry
American Shetland Pony International Registry

*Preserving, Promoting and Perfecting
American Small Equine Since 1888*

www.shetlandminiature.com

**Rulebook
of the
American Shetland Pony Club, Inc.**

2021 Version

**The American Shetland Pony Club Inc.
81-B East Queenwood Road
Morton, Illinois 61550
(309) 263-4044
www.shetlandminiature.com**

This rulebook supersedes all formerly printed Rulebooks of the American Shetland Pony Club. The Articles of Incorporation are the current version of the Articles on file with the Illinois Secretary of State.

Parts of the United States Equestrian Federation (USEF) Current Rule Book are referenced for show procedures and are used with the permission of USEF Inc. All rights reserved. Reproduction without permission is prohibited by law. The USEF neither sponsors nor is responsible for this publication or implementation at any American Shetland Pony Club, Inc., event. We encourage all our members to join the USEF, Inc.

Table of Contents

2021 Rulebook

of the

American Shetland Pony Club, Inc.

American Miniature Horse Registry

American Show Pony Registry

National Sport Performance Pony Registry

American Shetland Pony International Registry



Table of Contents

SECTION I – Amended Articles Of Incorporation of the American Shetland Pony Club, Inc.

Article I – Name and Nature	2
Article II – Purpose	2
Article III – Powers	3
Article IV – Life of Corporation	3
Article V – Membership.	3
Article VI – Officers.	4
Article VII – Board of Directors	4
Article VIII – Meetings	4
Article IX – Bylaws	4
Article X – Amendments	5

SECTION II – Bylaws of the American Shetland Pony Club, Inc.

Article I – Offices	8
Article II – Members	8
Article III – Meetings of Members	13
Article IV – Area Organizations	15
Article V – Areas	15
Article VI – Directors	16
Article VII – Registration	24
Article VIII – Committees	24
Article IX – Officers.	24
Article X – General Provisions	27

SECTION III – General Rules

Part 1 – Definitions

1. Age of Adult	32
2. Age of Equine	32
3. Amateur	32
4. Attendant	32
5. Censure	32
6. Completed Class	32
7. Competition Year.	32
8. Cross Entering Breed Divisions	33
9. Driving Horse (Age)	33
10. Driving Pony (Age)	33
11. Exhibitor	33
12. Extraordinary Rule Change	34
13. Fall	34
14. Family	34
15. Gentlemen’s Classes	34

16.	Get of Sire	34
17.	Golden Age	34
18.	Header	34
19.	Helmets	35
20.	Herd of Four	35
21.	Herd of Six	35
22.	Hunter/Jumper Horse (Age)	35
23.	Hunter/Jumper Pony (Age)	35
24.	Ladies Class	35
25.	Lessee	35
26.	Limit	35
27.	Maiden	35
28.	Multi-Color	35
29.	Model	36
30.	Non-Member	36
31.	Not in Good Standing	36
32.	Novice	36
33.	Probation	36
34.	Produce of Dam	36
35.	Rein Back	37
36.	Solid Color	37
37.	Tailer	37
38.	Timeout	37
39.	Youth	37
40.	Unsafe Entry	37
Part 2 – Individual Membership		40
Part 3 – Amateur Rules		
3.1	Eligibility	44
3.2	Amateur Reinstatement Procedure:	46
3.3	Amateur Cards	46
3.4	Amateur in AMHR	46
3.5	Amateur in ASPC/ASPR	47
3.6	Modern Amateur Owned and Shown (Halter Classes)	47
3.7	Modern Amateur Owned and Shown (Performance Driving Classes)	47
3.8	Classic Amateur Owned and Shown (Halter and Performance Classes)	47
3.9	Amateur Incentive Leases	47
Part 4 – Youth Rules		
4.1	Eligibility	50
4.2	Youth Membership	50
4.3	Dress	50
4.4	Miniature Horse Division Class Entries	50

4.5	Shetland Division Class Entries	51
4.6	Modern/Modern Pleasure/American Show Pony Youth Rules	51
4.7	Classic/Foundation & AMHR Youth Showmanship	51
4.8	General Performance Division Youth Rules	51
4.9	Business Activities	53

Part 5 – Conquering Obstacles Overcoming Limitations (COOL Classes)

5.1	Eligibility	56
5.2	Adult Exhibitors	56
5.3	Youth Exhibitors	57
5.4	Cross Entering	57
5.5	Aids	57
5.6	Dress	58
5.7	Ring Conditions	58
5.8	COOL Showmanship	58
5.9	Halter Class	59
5.10	Obstacle Classes	59
5.11	Driving Classes	60

Part 6 – Rule Changes

6.1	Requests for Rule Changes	62
6.2	Extraordinary Rule Change	62

Part 7 – Safety Rules 64

SECTION IV – General Rules – Registration Rules

1.1	Registration – Responsibility/Liability	68
1.2	General Registration Rules	69
1.3	Registration Instructions	70
1.4	Transfer of Ownership	74
1.5	Lease Procedures:	74
1.6	American Shetland Pony Registration	75
1.7	American Miniature Horse Registration	76
1.7.1	Hardship for AMHR Registration	76
1.7.2	AMHR Temporary to Permanent Status	77
1.8	American Show Pony Registry	77
1.9	National Sport Performance Pony Registry	78
1.10	American Shetland Pony International Registry	79
1.11	Canadian Pony Society Pony Registration Requirements	79
1.12	Reproduction – Embryo Transfer	80
1.13	Artificial Insemination (A.I.)	81
1.14	Frozen Semen	82

1.15	DNA Typing	82
1.16	Cloning	82
1.17	Suffix/Prefix and Duplicate Horse/ Pony Names	83
SECTION V – Violations, Protests, Disciplinary Actions		
1.1	Violations	86
1.2	Disciplinary Procedure	88
1.3	Hearing Committee	89
1.4	Responsibility/Liability	90
1.5	Litigation Expenses	91
1.6	Show Protest	91
1.7	Height Protest	92
1.8	Horse or Pony Parentage Protest	93
SECTION VI – Drug Rules		96
SECTION VII – Judges		
1.1	The Judges’ Board of Governors	98
1.2	Licensed Judges	99
1.3	Apprentice Judge	101
1.4	Regulations Governing Judges	102
1.5	Guidelines for the Disciplining of Licensed Judges	105
1.6	Responsibilities of Judges	106
SECTION VIII – Stewards		
1.1	The Stewards Committee	108
1.2	Recognized Stewards	108
1.3	Application	109
1.4	Renewal	110
1.5	Fees	111
1.6	Steward Classifications	111
1.7	Complaints	112
1.8	Disciplinary Action	113
1.9	Conflict of Interest	114
1.10	Performance of Duties – Judges	115
1.11	Performance of Duties Measurements and Paperwork	115
1.12	Performance of Duties – General	117
1.13	Show Duties – Protests/Violations	119
SECTION IX – Measurements		
1.1	General Rules	122
1.2	Measurement Cards	123
1.2.1	Miniature Horse	123

1.2.2	Modern, Modern Pleasure, Classic, Foundation	123
1.2.3	National Sport Performance Pony	124
1.3	Measurement Protocol	124
1.4	Measuring Device	126
1.5	Measuring surface	127
1.6	Position of Animal	127
1.7	Method of Measurement	127
1.8	If Animal Does Not Meet Height Requirement .	129
1.9	Height Division	129
1.10	Heel Measurement	132

SECTION X – Standard of Perfection and Halter Division Rules

Modern American Shetland Pony American Show Pony Registry

Standards and Halter Division Rules	134
1.1 Standard of Perfection	134
1.2 Quality	137
1.3 Performance	137
1.4 Manners	138
1.5 Uniformity	138
1.6 Presence	138
1.7 Soundness	138
1.8 Color	138
1.9 Showing	138
1.10 Dress Code	139
1.11 Eligibility American Show Pony Registry (ASPR)	139
1.12 Halter Division Rules and Class Specifications	139
1.13 ASPR Division Cross Entering	143
1.14 Approved Classes	143
1.15 Non-Approved Classes	143
1.16 Modern Pleasure Pony Division	143
1.16.1 Modern Pleasure Halter Classes	144

Classic American Shetland Pony

Standards and Halter Division Rules	146
2.1 General Description	146
2.2 Standard of Perfection	146
2.3 Classic Shetland Movement	150
2.4 Height for Classic Shetlands	151
2.5 Heights for Foundation Shetlands	152
2.6 General Show Rules	152

2.7	Classic Halter Division	155
2.8	Foundation Halter Classes.	158
American Miniature Horse Registry		
	Standards and Halter Division Rules	160
3.1	Standard of Perfection.	160
3.2	Eligibility for Exhibition in AMHR Classes . . .	161
3.3	Artificial Appliances and Irritants	161
3.4	Ring Procedure	162
3.5	Height Divisions	162
3.6	Halter Division	163
3.7	AMHR Draft Halter	167
3.8	AMHR Western Stock Halter.	167
SECTION XI – Driving Performance Rules		
1.1	General Rules	174
Modern American Shetland Pony		
	Driving Performance Division Rules.	176
2.1	Performance Division Rules and Class Specifications.	176
2.2	Harness Division – Performance Class Specifications.	178
2.3	Roadster Division – Performance Class Specifications.	183
2.4	Formal Driving Division – Performance Class Specifications.	185
2.5	Other Modern Driving Classes.	187
Modern Pleasure Shetland Pony		
	Driving Performance Division Rules.	189
2.6	General Rules	189
2.7	Modern Open Pleasure Driving Class Definition.	189
2.8	Modern Open Pleasure Driving Division Class Specifications.	189
2.9	Modern Pleasure Country Pleasure Driving Division	190
American Show Pony Registry		
	Driving Performance Division Rules.	193
3.1	Performance Division Rules and Class Specifications.	193
3.2	Harness Division – Performance Class Specifications.	193
3.3	Roadster Division – Performance Class Specifications.	196

3.4	Open Pleasure Division – Performance Class Specifications	197
3.5	Country Pleasure Division – Performance Class Specifications	200
3.6	Sunday In the Park	202

Classic American Shetland Pony

	Driving Performance Division Rules	203
4.1	Classic Driving Performance Division	203
4.2	Pleasure Driving Division	204
4.3	Classic Formal Pleasure Driving to Viceroy	205
4.4	Country Pleasure Driving Division	205
4.5	Western Country Pleasure Driving Division	207
4.6	Roadster Driving Division	208
4.7	Draft Harness Pony Driving	209
4.8	Classic Versatility	210
4.9	Roman Chariot Event	211
4.10	Sunday In the Park	213

American Miniature Horse Registry

	Driving Performance Division Rules	215
5.1	Miniature Horse Driving Division – General Rules	215
5.2	Pleasure Driving	218
5.3	Country Pleasure Driving	218
5.4	Western Country Pleasure Driving	219
5.5	Roadster	220
5.6	Draft Harness Horses	222
5.7	AMHR Light Harness Driving	224
5.8	Fine Harness Horses	225
5.9	Park Harness	225
5.10	Versatility Class	226
5.11	Roman Chariot Event	227
1.4	Precision Driving (ASPC/AMHR)	230

SECTION XII – In Hand/SingleWorking Performance Rules

1.1	General Class Rules	232
1.2	Liberty	233
1.3	Halter Obstacle (ASPC/AMHR)	234
1.4	Obstacle Driving (ASPC/AMHR)	238
1.5	Hunter & Jumper in Hand (ASPC/AMHR)	240
1.6	Roadster in Hand (Modern/AMHR)	246
1.7	Costume	247

SECTION XIII – Under Saddle Division Rules

1.1	General Class Rules	250
1.2	Leadline Class (ASPC/AMHR/ASPR)	251
1.3	Leading Rein (Classic)	251
1.4	Walk Class (ASPC)	251
1.5	Walk-Trot Class (ASPC/ASPR/NSPPR)	251
1.6	English Pleasure Under Saddle Class (ASPC/ASPR)	252
1.7	Western Pleasure Under Saddle Class (ASPC)	252
1.8	Open Pleasure Under Saddle Class (ASPC)	252
1.9	Combination Pleasure Class (ASPC)	253
1.10	Parade Class (ASPC)	253

American Show Pony Registry

Under Saddle Division Rules	254
2.1 Youth Roadster Under Saddle	254

Classic American Shetland Pony

Under Saddle Division Rules	255
3.1 Equitation Division	255
3.2 Hunter and Jumper Division	255

SECTION XIV – Showmanship Division Rules

1.1 Modern/ASPR Showmanship	258
1.2 Classic/AMHR/NSPPR Showmanship	259

SECTION XV – National Sport Performance Pony (NSPPR)

Standards and Halter Division Rules	266
1.1 Eligibility	266
1.2 Standard	266
1.3 Quality	266
1.4 Gaits	266
1.5 Manners	267
1.6 Presence	267
1.7 Height of ponies	267
1.8 Performance Halter Class	267

National Sport Pony Performance

In Hand/Single Working Performance Division Rules	271
2.1 Longe Line Classes	271
2.2 Yearling & 2-Year Old Open In-Hand Trail	273

National Sport Pony Performance

Driving Performance Division Rules	278
3.1 NSPPR Driving Performance Division	278

National Sport Pony Performance

Under Saddle Division Rules	286
4.1 Pony Hunter Hack	286
4.2 Western Pleasure Pony	288
4.3 NSPPR Hunter in Hand	291

SECTION XVI – Carriage Division

General Description	296
Carriage Driving Standard ASPC/AMHR/ASPR/ NSPPR	296
Cross Entering ASPC/AMHR/ASPR	296
1.1 Classic Shetland Carriage Division.	297
1.2 AMHR Carriage Division.	299
1.3 ASPR Carriage Driving	301
1.4 Classic/AMHR Carriage Cones Driving Timed.	302

SECTION XVII – Show Management

1.1 Approval Requirements – Show Sanctioning . . .	306
1.2 Class Specifications by Division	311
1.3 Sanctioned Canadian & International ASPC/ AMHR/ ASPR Shows	314
1.4 Specialty Shows.	314
1.5 Retirement of Show Horses.	315
1.6 Cancellation of a Horse Show	315
1.7 Show Management Responsibilities	316
1.8 Show Registration Requirements	320
1.9 Completion of Show	322

SECTION XVIII – National Area Shows, ASPC/ASPR Congress|, AMHR Nationals

1.1 National Area Shows.	328
1.2 ASPC/ASPR Shetland Congress	331
1.3 American Miniature Horse Registry National Show	334

SECTION I

Amended Articles of Incorporation

2021 Rulebook

of the

American Shetland Pony Club, Inc.

American Miniature Horse Registry

American Show Pony Registry

National Sport Performance Pony Registry

American Shetland Pony International Registry



SECTION I

AMENDED ARTICLES OF INCORPORATION of the AMERICAN SHETLAND PONY CLUB, INC.

Article I – Name and Nature

The name of the Corporation shall be “The American Shetland Pony Club”. The Corporation shall be a non-profit corporation; there shall be no shares of stock nor shall there be any dividends; and the individual members shall not be liable for the debts of the Corporation.

Article II – Purpose

The object and purposes for which the Corporation is formed are any and all lawful purposes under the Illinois Not-For-Profit Corporation Act, as amended, including but not limited to the following: to improve and promote the breeding of Shetland Ponies, Miniature Horses and other equines; to fix a standard type for such animals; to better the condition of those engaged in the breeding of such animals and to assist in improving and marketing their stock; to promote classes and fix rules for the exhibition of such animals in agricultural fairs and horse shows; to furnish scientific and instructive information to all persons, and particularly to schools and school children on the origin, types, standards, breeding and raising of such animals (not including the operation of a post-secondary educational institution or vocational school) for the prevention of cruelty to the animals; to further the scientific aspects relative to the animals; to make rules for the registration and maintain trustworthy stud books for the registration of Shetland Ponies, Miniature Horses and other equines that will be accepted in America as a dependable and final authority on all questions of pedigrees and transfers of ownership with respect to the animals therein registered; to hold breed promotion sales; and to do all things incidental or necessary to accomplish the foregoing.

Article III – Powers

The Corporation shall have all the powers granted to non-profit corporations by the law, as found in Chapter 32 of the 1969 revised statutes of the State of Illinois, and such further powers as may be hereafter granted to such corporations by any amendments to such statutes, and particularly the power to buy, sell, own, mortgage and convey such personal and real property as may from time to time be necessary or advantageous to carry out the purposes set forth in Article II hereof.

Article IV – Life of Corporation

The life of this Corporation shall be perpetual unless it is sooner dissolved and its charter surrendered as a result of a three-fourths vote of the members voting at any annual meeting. In the event of dissolution, any assets belonging then to the Corporation shall be given to charitable organizations recognized as such by the state in which incorporated and recognized by the Federal Government, provided the statutes permit such distribution, or shall be distributed in such other manner as prescribed by the Statutes of the State of Illinois for the disposition of any assets of a corporation not for profit. In the event the property is to be distributed to charitable organizations, the organizations shall be determined by a majority vote of the Board of Directors.

Article V – Membership

The members of the corporation shall consist of all its present members. Any Additional members or changes in membership shall be prescribed by the Bylaws, with the exception that in the event of an intended expulsion by the Board of Directors of any member as prescribed in the Bylaws, the member may, by a written request mailed to the Secretary of the Corporation by registered mail, return receipt requested, within a period of Sixty (60) days from the date of such notice of intended expulsion, require the Board to bring the matter before the next annual meeting of the Club membership, at which time it will require a vote of three-fourths of the qualified members present and voting to effectuate an expulsion. The vote on any expulsion shall be taken by secret ballot and shall be conclusive and all members shall be bound by this provision as a condition of being or becoming a member of the Club.

Article VI – Officers

The Officers of the Club shall consist of a President, Vice-President, Treasurer and Secretary who shall be elected by a majority vote of the Board of Directors at the first directors' meeting succeeding the annual meeting of the membership. The President and Vice-President must be members of the Board of Directors. The Treasurer and Secretary shall not be named from the Board of Directors, and may or may not be the same person. Such officers shall have the usual duties pertaining to such offices; provided, however, that they shall in all instances be subject to the direction of the Board of Directors acting as a whole at a duly convened meeting.

Article VII – Board of Directors

A Board of Directors shall have the direction and management of the affairs, funds, property, and business of the Corporation between annual meetings. The Directors shall manage the affairs between annual meetings or until their successors are appointed, whichever first occurs. Such Board shall consist of not less than Nine (9) nor more than Seventeen (17) members as shall be determined from time to time and specified in the Bylaws. The Board of Directors shall be elected in the manner and from the regional Areas as provided in the Bylaws now in effect or as hereinafter adopted.

Article VIII – Meetings

The annual and special meetings of the Club shall be held at such time and with such notice as is prescribed in the Bylaws.

Article IX – Bylaws

For the purpose of regulating and transacting the business of this Club, Bylaws shall be adopted by the Board of Directors, as the same may be necessary and advisable from time to time, as provided by these Articles and the law of the State of Illinois. Any such By-law may be amended or repealed by the Board of Directors, or a majority vote of those present and voting at any annual meeting. All Bylaws existing at the time of the adoption of these Articles shall remain in full force and effect until the same shall have been changed or amended by action of the Board of Directors or the membership.

Article X – Amendments

These Articles may be amended by the Association at an annual meeting of the members and a two-thirds (2/3) vote of same. Written notice must be given not later than thirty (30) days prior to the meeting when said changes are contemplated and said contemplated changes must be sent to the members with the said notice. An appropriate form of ballot shall accompany the notice of the meeting, and the copy of the proposed amendment, if they are mailed, and shall be printed in conjunction with said notice and copy of amendment if printed in the magazine. Any member may vote by marking the same “yes” or “no”, signing his name, and mailing the same to the Secretary. Such votes by mail shall be referred to a committee of three at the meeting, which shall make its report and cast the votes accordingly.

SECTION II

Bylaws

2021 Rulebook

of the

American Shetland Pony Club, Inc.

American Miniature Horse Registry

American Show Pony Registry

National Sport Performance Pony Registry

American Shetland Pony International Registry



SECTION II

BYLAWS OF THE AMERICAN SHETLAND PONY CLUB, INC.

Article I – Offices

Section 1.1 - Illinois Registered Office

The Corporation shall continuously maintain in the State of Illinois a registered office and registered agent whose office is identical with such registered office.

Article II – Members

Section 2.1 – Classes of Members

The Corporation shall have the following classes of members:

- a) Regular Annual Members;
- b) Second Membership in Household;
- c) Youth Members;
- d) Lifetime Members.

Section 2.2 – Qualification of Regular Annual Members

Any individual who has attained the age of eighteen (18) years of age as of January 1st of the current competition year may become a Regular Annual member upon complying with the following:

- a) Making proper application for membership.
- b) Paying the current application fee, as established by the Board of Directors, which when the application is accepted, shall be applied to the annual dues for that calendar year.
- c) Abiding by the rules of the Corporation, a Regular Annual member shall be entitled to one vote.

Section 2.3 – Qualifications of Second Member in Household

Any individual who has attained the age of eighteen (18) years of age as of December 1st of the current competition year and who is a family member residing with a Regular Annual Member may apply to become a Second Member in Household Member upon complying with the following:

- a) Making proper application for membership.

- b) Paying the current application fee, as established by the Board of Directors, which when the application is accepted, shall be applied to the annual dues for that year.
- c) Abiding by the rules of the Corporation, a Second Member in Household shall be entitled to one vote.

Section 2.4 – Qualifications of Youth Members

Any individual who has not attained eighteen years of age as of December 1st of the current competition year may become a Youth member upon complying with the following:

- a) Making proper application for membership

The office will issue a one-time youth membership card, valid until they reach their competition year limit.

A youth must have a one-time sponsor at the time of his/her original application. A Youth Membership does not give the youth eligibility to register a pony/horse unless an adult member in his/her family has a valid membership. Such a member shall not be entitled to vote or hold office and the word “Youth” shall appear on any membership card evidencing Youth Membership.

Section 2.5 – Qualifications of Lifetime Members

Individual members who qualified as Life members prior to November 1, 1965, and who have held continuous membership at all times thereafter, will be recognized as Lifetime Members. Lifetime Members are entitled to one vote per membership. Lifetime memberships are nontransferable. A Lifetime Member may convert his or her Lifetime Membership to a Regular Annual Membership by paying the annual fee that may be established by the Board of Directors. A Regular Annual Member may later convert his or her membership back to a Lifetime Membership by notifying the Corporation’s Headquarters that he or she no longer wishes to be recognized as a Regular Annual Member. Upon receipt of such notification, the member shall be relieved of further responsibility to pay any further annual fees until such time as the member desires to convert the membership back to a Regular Annual Membership.

Section 2.6 – Agents

1. The following entities may assume authorized agents:
 - a) Assumed or Trade Name: A Person or persons, or artificial legal entity, such as A. Smith, dba Smith

- Ranches; Smith Ranches, a sole proprietorship of A. Smith; Smith Ranches; or any other designation not being the legal name of the person or artificial legal entity.
- b) Corporations in good standing in the state or country of their incorporation.
 - c) General or Limited Partnerships, and Limited Liability Companies in good standing in the state, province or country of their organization.
 - d) Syndicates or joint ventures in good standing in the state, province or country of their organization.
2. Authorized agents as described in (a), (b), (c) and (d) must have an authorization form on file with the Corporation Headquarters to indicate who may sign documents for that entity. Authorization forms are available upon request from the Corporation.
 3. Such agent shall not be permitted to vote or do registry work unless he or she is a Regular Annual Member of the Corporation.
 4. Decedent's Estate, Trust, Guardianship or other Custodial Legal Entity. No such legal representative shall be recognized by the Corporation as such representative until he/she has filed with the Corporation a certified copy of the instrument evidencing his/her authority as such legal representative. In the event of the death of a member, his/her legal representative may sign registry paperwork during the settlement of the deceased member's estate for a period not exceeding two (2) years.

Section 2.7 – Notices

Unless otherwise specified in these Bylaws or the Articles of Incorporation, all notices to be given by the Corporation may be given in any magazine or regularly issued publication published by the Corporation. The Corporation may additionally deliver any notices by any of the following:

- a) Personally
- b) Electronic transmission via e-mail or facsimile to the mail address and/or facsimile number on file with the Corporation.
- c) Regular first-class mail
- d) Fed-Ex, UPS, or any other courier service

Unless otherwise specified in these Bylaws or the Articles of Incorporation, all notices to be given to the Corporation shall be sent by any of the following:

- a) Electronic transmission via e-mail or facsimile with a hard copy to be sent via regular first-class mail.
- b) Regular first-class mail.
- c) Fed-Ex, UPS, or any other courier service.

All notices shall be sent to the following addresses:

- a) For the Corporation - to the Corporate Headquarters.
- b) For a Member - to the address on file with the Corporate Headquarters. In the event a member desires to have notices sent to an address other than the address on file with the Corporate Headquarters, the member must notify the Corporate Headquarters in writing of such change.

Section 2.8 – Membership Cards

Membership shall be evidenced by the issuance of a card by the Director of Operations. Membership shall not be transferable. Fees paid, therefore, shall not be reimbursable and all memberships shall expire with the death of the member.

Section 2.9 – Membership Dues

All dues and fees shall be established and set from time to time by the Board of Directors. Membership runs from January 1st through December 31st of each year.

Section 2.10 – Voting Rights

Each qualifying member shall be entitled to one vote per membership card as described in sections 2.2, 2.3, and 2.5 on each matter submitted to a vote of the members, and unless otherwise provided for in the articles of incorporation or bylaws, said voting rights to be exercised in person and not by mail or other means.

Section 2.11 – Termination of Membership

Any member of the Corporation may be expelled by a majority vote of the Board of Directors for: (1) dishonesty in the registration or transfer of Shetland Ponies, Miniature Horses, American Show Ponies, or other small equines registered by the Corporation; (2) failure to abide by the rules and regulations of the Corporation as established by the Board of Directors; (3) any other conduct derogatory to the best interests of

the Corporation, provided that such member shall have any additional relief provided in the Articles of Incorporation referring to expulsion. In connection with any proposed expulsion of a member, the procedure shall be as follows:

- a) The passing of a motion by a majority of the Directors specifying the charges against the member involved.
- b) The mailing or delivery by the Director of Operations within ten days of a copy of such motion to the member involved.
- c) The member, may by giving written notice by personal service or by certified mail, return receipt requested, addressed to the Director of Operations within ten days of the date of mailing the notice by the Corporation, shall have the privilege of appearing before the Board of Directors for the purpose of making any explanation of, or defense to, such charges, and to have the matter reconsidered by the Board. In the event the member involved requests an appearance before the Board, a meeting of the Board of Directors shall be held in a designated location within such time from the date the Corporation receives notice from the member as may be determined by the Board of Directors, but in any event on or before the expiration of six months. The member shall appear at said meeting and present whatever evidence the member wishes for the Board to consider in connection with the matter. The board shall advise the member of its decision immediately following the meeting, and the Director of Operations shall, within ten days thereafter, mail a copy of the decision to the member via certified mail, return receipt requested. For purposes of this Section, notice shall be deemed to have been delivered on the date personal service is made or as of the date the party to whom the notice is sent via certified mail accepts delivery of the notice.
- d) Notwithstanding the provisions of this Section, a member may receive disciplinary action, including but not limited to a suspension of membership privileges for a period of time pursuant to the rules and regulations of the Corporation.

Section 2.12 – Resignation

Any member may resign by filing a written resignation with the Director of Operations, but such resignation shall not relieve the member so resigning of their obligation to pay any dues, assessments or other charges theretofore accrued and unpaid.

Section 2.13 – Reinstatement

Upon written request signed by a former member and filed with the Director of Operations, the Board of Directors may by affirmative vote of two-thirds of the members of the Board reinstate such former member to membership upon such terms as the Board of Directors may deem appropriate.

Article III – Meetings of Members

Section 3.1 – Annual Meeting

The annual meeting of the Corporation (i.e., ASPC/AMHR/ASPR National Convention) shall be held at a date between September 25th and December 15th each year, the exact date and place of said meeting to be designated by the Board of Directors. The annual meeting may be held in any of the several states and written notice thereof shall be given to the membership at least thirty (30) days before the date of said meeting. The Director of Operations will provide a sign-in sheet at the annual meeting. Members attending the annual meeting will be required to sign in and reference their membership number. Only those members who sign in will be allowed to vote on any matter that comes before the annual meeting.

Section 3.2 – Parliamentary Procedures

Roberts Rules of Order are to be considered as the guideline for the conducting of the annual meeting.

Section 3.3 – Special Meetings

Special meetings may be called by the President at the direction of the Board of Directors or upon written request of one hundred (100) members then entitled to vote. In the event of a special meeting called by the members, the Board of Directors shall set the date and time of the special meeting, with said meeting to be scheduled for a date that is within six months from the date the corporation receives the written request from the members. Notice of the special meeting shall be given not less than five (5) nor more than sixty (60) days

prior to the meeting. The notice shall state concisely the purpose of said special meeting, and no other business shall be transacted at such meeting.

Additionally, in the event of a special meeting called by the members, the members requesting the special meeting shall be responsible for all costs associated with the meeting, including but not limited to rental of meeting facilities and costs associated with reimbursing the Corporation for the costs associated with having employees, advisors of the Corporation and members of the Board of Directors attend said meeting.

Section 3.4 – Notice of Meetings

Written notice stating the place, date and hour of any meeting of the members may be given by the mailing of such notice by way of regular, first class mail, by bulk mail, electronic mail (e-mail), or, if the Corporation shall publish a magazine or other regularly issued publication, printed notice therein shall be sufficient to give notice of any annual or special meeting.

Section 3.5 – Quorum

The holders of one hundred fifty (150) of the votes that may be cast at a meeting of the Members shall constitute a quorum. The members present in person at such meeting may continue to do business until adjournment, notwithstanding the withdrawal of enough members to leave less than a quorum. Whether or not a quorum is present, the meeting may be adjourned by a majority vote of the members present.

Section 3.6 – Record Date

In order to be eligible to vote on any issue or action of the membership or unless otherwise provided for in the Articles of Incorporation or Bylaws a Member must be a member in good standing and have made his or her application for membership at least sixty (60) days prior to the date of their casting of their vote or ballot, or in connection with the election of Directors pursuant to Article VI, Section 6.4, the member must have made his or her application for membership at least sixty (60) days prior to the date on which the Club or its designee mails ballots to members for the purpose of election of directors.

Article IV – Area Organizations

An organization formed in any Area designated by the Corporation may be recognized as representing the specified Area in furthering the general purposes of the Corporation and the organization upon the following requirements:

- a) Submitting of the organization's articles of incorporation and bylaws to the Corporation's headquarters.
- b) Abiding by the rules and regulations of the Corporation.
- c) Informing the Corporation in a timely fashion of all of the organization's activities and submitting of the names and addresses of all officers and directors of the organization.

Article V – Areas

Section 5.1. – Areas by State

The following Areas shall be designated by the Corporation for purposes of the election of Directors:

Area I – Pennsylvania; New York, Maryland, Virginia, Massachusetts, New Jersey, New Hampshire, West Virginia, Connecticut, Rhode Island, Vermont, Maine, Delaware, Washington D.C., Quebec and the area south and east of Highway 17, starting at Spanish and ending at the Quebec River in Ontario, Canada.

Area II – Indiana; Ohio; Michigan; Central Ontario, Canada

Area III – Georgia; North Carolina; Kentucky; Tennessee; Florida; Mississippi; Alabama; South Carolina

Area IV – Illinois, Wisconsin, Missouri

Area V – Texas; Oklahoma; Arkansas; Louisiana; New Mexico; Mexico; Guatemala

Area VI – Iowa; Kansas; Minnesota; Nebraska; Colorado; North Dakota; South Dakota; Wyoming; balance of Ontario and Manitoba, Canada

Area VII – California; Arizona; Nevada; Hawaii

Area VIII – Oregon; Washington; Utah; Idaho; Montana; Alaska; British Columbia; Alberta and Saskatchewan, Canada

Section 5.2 – Number of Directors

Each Area shall be entitled to elect two (2) Directors to serve on the Board of Directors of the Corporation.

Article VI – Directors

Section 6.1 – General Powers

The affairs of the Corporation shall be managed by its Board of Directors. The Board of Directors shall have final decision-making authority on all matters that come before the general membership at any annual or special meeting with the exception of any changes to the Articles of Incorporation.

Section 6.2 – Number and Term

The number of Directors shall be sixteen (16), and each Director shall be elected for a term of three years. Each newly elected Director shall assume office at the first scheduled Board of Directors meeting following his or her election. Each Area shall be represented by one Director occupying the “Shetland Seat” and one Director occupying the “Open Seat.” The terms “Shetland Seat” and “Open Seat” are defined in Section 6.3 below.

Section 6.3 – Qualifications for Director

In order to be eligible to serve as a Director of the Corporation, an individual member must satisfy all of the following requirements:

- a) The individual must have been an Adult member in good standing for the five (5) consecutive years immediately preceding the election in which the individual will run for Director. Members of the same family are not eligible to sit on the Board of Directors at the same time.
- b) The individual must have attended at least two (2) of the annual meetings of the American Shetland Pony Club in the five (5) consecutive years immediately preceding the election in which the individual will run for Director.
- c) The individual must have been a resident of the Area in which he or she will run for at least ninety (90) days immediately preceding April 1st. For purposes of this section, residency shall be determined by the address registered on file at the National Office.
- d) To be eligible to serve as a Director occupying the “Shetland Seat,” the majority of animals registered by

the Corporation, and owned by the individual for the five (5) consecutive years immediately preceding the election in which the individual will run for Director, must be Shetlands. The number of animals and their ownership shall be verified by the registration on record at the home office of the Corporation by the Director of Operations. The term “majority” shall mean at least one more than one-half of the animals. For example: Of the total number of animals owned $1/2$ plus one must be Shetlands. If an individual owns (7) animals registered by the corporation, (4) must be registered Shetlands. $7/2 = 3.5$, .5 or greater is rounded up. In the event that an Area has no individual who is eligible to serve as a Director occupying the “Shetland Seat”, the Area may elect an individual who is eligible to serve under the qualifications of the “Open Seat.” In such event the individual shall serve for a term of one (1) year.

- e) To be eligible to serve as a Director occupying the “Open Seat,” the individual must have owned Shetland Ponies, Miniature Horses or American Show Ponies for the five (5) consecutive years immediately preceding the election in which the individual will run for Director.
- f) Members desiring to run for Director shall file a notice of their intent to run for Director with the Director of Operations of the Corporation by April 1st of the election year for purposes of determining eligibility.
- g) Once the Director of Operations has confirmed a candidate’s eligibility to run, said Candidate shall submit a brief resume and a 2 x 3 bust photograph of the candidate to the Corporation’s home office to be used for inclusion in the notice of the election published in The Journal.

Section 6.4 – Selection

Each Area set forth in Article V above shall elect the number of Directors it is entitled to in the manner following:

Electronic Ballot:

- a) The Director of Operations shall cause the preparation of an appropriate on-line electronic voting ballot for director seat elections.
 - 1) A link will be e-mailed from the National Office to each member qualified to vote in the Area Election.

- 2) Follow directions to cast secure and secret ballot.
 - b) Members may contact the Director of Operations if they choose to use a mailed ballot.

Mailed Ballot:

- c) The Director of Operations shall cause the preparation of an appropriate ballot form for the election of Area directors. In addition, the Director of Operations shall prepare a list for each Area in which an election is being held which contains the information necessary to certify the ballot envelopes. Each list shall contain only the information for those members qualified to vote in their respective area. Only those Regular Annual Members, Second Member of Household, and Lifetime Members living in an Area where an election is being held sixty (60) days prior to ballots being mailed shall be eligible to vote in that Area.
- d) Ballots shall include instructions for proper marking and a self-addressed envelope for returning of ballots. These shall be mailed by the Corporation or an outside agency appointed by the Board of Directors to each member eligible to vote on or before August 1st of the election year, or in the case of a Special Election by the deadline set by the Board of Directors in connection with the Special Election.
- e) Members shall insert marked ballots into the furnished ballot envelope and shall sign the envelope on the back in a designated location with the member's printed name, address and membership number. Envelopes missing any of the required information or an envelope that has a return address label rather than a signature cannot be certified for counting. Members must return ballots in the furnished envelope to the outside agency appointed by the Board of Directors with a postmark no later than August 30th of the election year, or in the case of a Special Election by the deadline set by the Board of Directors in connection with the Special Election. Envelopes postmarked after the deadline date will not be counted. Only ballots meeting these requirements will be certified as eligible.

- f) Ballot envelopes with the member's signature, printed name, address, and membership number will be checked against the previously prepared list of eligible voters. This will be done either by the Director of Operations or their designee who may include person or persons employed by an independent outside agency in order to certify these envelopes.
- g) Once the envelopes have been certified as eligible, they shall remain unopened until the counting of the ballots on a specified date which provides a reasonable time frame for receipt of any ballots mailed on the deadline date. Once this date is set and/or counting begins any ballots received after this date regardless of postmark will not be certified. Such counting may be witnessed by an inspector as may be designated or required by the Board of Directors and/or by a representative appointed by each candidate. The Corporation will not be responsible for any cost associated with travel or lodging incurred by a candidate representative.
- h) The candidate for director with the highest number of the votes cast in order is elected and declared the winner.
- i) In the event of a tie in an Area election, the tie will be broken by lot at such place and time and by a means specified by the Director of Operations.
- j) In the event of only one candidate who is eligible to serve as a member of the Board of Directors runs for election as a national Area Director, the Area in question shall not hold an election, and the individual shall be declared the winner of the seat of the Area in question as though an election has been held.
- k) Original Ballots will be retained in safe keeping for thirty (30) days following the election and then destroyed unless some pending action otherwise requires a longer period.

Section 6.5 – Election Contests

The results of an election for the office of Director may be challenged by:

1. any candidate for office in the election or
2. by any person eligible to vote in that election, provided that such challenge is supported by a verified petition signed by at least five persons whom were eligible to vote in the election.

Any person, including a candidate, who challenges the results of an election under this Section shall file a petition with the Corporation's Director of Operations within five days of said election or within five days of when the alleged irregularity in the conduct of the election is discovered. Such challenge must occur prior to the seating of the elected candidate in question. The petition shall include:

- 1) the name and address of each candidate;
- 2) a statement that petitioner was a candidate in said election or eligible to vote in said election;
- 3) a statement that petitioner believes (a) a mistake or fraud has been committed in the casting, counting or return of votes for the office involved or (b) that there was some other irregularity in the conduct of the election or both;
- 4) a statement declaring that as a consequence of the mistake, fraud or irregularity alleged, the result of the election was incorrect.

Upon receipt of said petition, the President shall, in accordance with Article VIII of these Bylaws, appoint a committee to investigate the allegations of the petition. Said investigation shall be completed within thirty (30) days and a recommendation submitted to the Board of Directors as to the proposed action to be taken on the petition. Upon recommendation of the Committee, the Board of Directors may vote to re-conduct the election by way of a special election.

The results of said special election shall be considered to be binding. During the pendency of any election contest pursuant to this Section, the Directors serving for the Area in which the election is contested shall continue to serve as Directors. By filing of any petition of protest those members signing the

petition agree to reimburse any and all cost involved to the organization in pursuit of a finding if said protest is considered frivolous or unfounded by the Board of Directors. Said reimburse shall have all consideration and authority as other financial agreements of members to the organization.

Section 6.6 – Regular Meetings

Regular meetings of the Board of Directors shall be held immediately preceding and immediately following the Annual Membership meeting at the same location. Additionally, the Board of Directors will meet between February 1st and April 1st of each year at a location and date to be determined by the Board of Directors.

Section 6.7 – Special Meetings

Special meetings of the Board of Directors may be called at the discretion of the Board or the President and shall be held at such place as may be designated in the notice of such meeting.

Section 6.8 – Notice

Notice of any regular or special meeting of the Board of Directors shall be given by the corporation at least twenty-one (21) days prior to said meeting. Notice shall be delivered to each Director by one of the following:

- a) Personal or by telephone.
- b) Electronic transmission via e-mail or facsimile to the e-mail address and/or facsimile number on file with the Corporation.
- c) Regular first-class mail addressed to each Director at his or her address as shown by the records of the Corporation.
- d) Fed-Ex, UPS, or other courier service.

Section 6.9 – Quorum

A majority of the members of the Board of Directors shall constitute a quorum for the transaction of business, provided that if less than a majority of the Directors are present at such meeting, a majority of the Directors present may adjourn the meeting to another time without further notice.

Section 6.10 – Manner of Acting

The act of the majority of the Directors present at a meeting at which a quorum is present shall be the act of the Board of

Directors unless the act of a greater number is required by statute, the Bylaws, or the Articles of Incorporation. All votes taken in either an open session or closed session will be taken by a roll call, voice vote with the exception of the election of officers.

Section 6.11 – Action without Meeting

Any action required to be taken at a meeting of the Directors of the Corporation, or any other action which may be taken at a meeting of Directors, may be taken without a meeting if a consent in writing, setting forth the action so taken, shall be signed by all the Directors entitled to vote with respect to the subject matter thereof.

Section 6.12 – Conference Calls

At certain times when it is not practical to call a special meeting of the Board of Directors, the President may call for a conference telephone call to discuss and pass or reject only one or two special items of business. Notice of these meetings shall be given as soon as practicable.

Section 6.13 – Vacancies

Any vacancy occurring in the Board of Directors shall be filled by special election in the Area wherein the vacancy occurs. The Director elected to fill said vacancy shall serve the entire unexpired portion of said term. Election procedures and requirements shall be identical to those appearing in Article VI, Section 6.4 of these Bylaws, with the exception that depending on when the vacancy occurs, the Special Election shall be held the first weekend of October of either the current or succeeding year. (i.e. if the vacancy occurs on or before July 1, the Special Election will be held that same year. However, if the vacancy occurs after July 1st, the Special Election will be held in the next year).

Section 6.14 – Compensation

Directors shall not receive any stated salaries for their services, but by resolution of the Board of Directors expenses of attendance, if any, may be paid by the Corporation for each regular or special meeting of the Board of Directors.

Section 6.15 – Conflict of Interest

No member of the Board of Directors may serve in any official capacity in a competing breed organization. Additionally,

no member of the Board of Directors may serve the Corporation in any permanent capacity for which compensation is received.

Section 6.16 – Absenteeism of Directors

Any Director who finds it necessary to miss two consecutive regular meetings should notify the Corporation's headquarters (stating a reasonable excuse) prior to the meeting. The Board of Directors shall be notified on the second absence at which time the Board of Directors may, by majority vote of those present, find that the Director has abandoned his or her position as Director. In such instance, said Director shall be notified in writing at once as to the Board of Directors action and shall be given ten (10) days to reply if he or she desires a hearing to reconsider the action of the Board of Directors. In the event the Director fails to reply to the notification or otherwise fails to contest the finding of the Board of Directors within thirty (30) days, a Special Election will be authorized.

Section 6.17 – Abstention

Each person who at any time is a Director of this Corporation shall abstain from voting on any issue in which the Director has a personal interest, whether said interest be direct or indirect. For purposes of this Section, a Director is indirectly a party to a transaction if the other party to the transaction is an entity in which the Director has a material financial interest or of which the Director is an officer, director or general partner. The Director shall disclose his or her interest or relationship to any transaction prior to a vote being taken by the Board of Directors or the general membership. After full disclosure to the Board of Directors, the Board of Directors may approve or ratify the transaction by an affirmative vote of a majority of disinterested directors, even though the disinterested Directors are less than a quorum; or the general membership may approve or ratify the transaction after full disclosure without counting the vote of any member who is a Director.

The presence of the Director who is directly or indirectly a party to the transaction or a Director who is otherwise not disinterested, may be counted in determining whether a quorum is present but may not be counted when the Board of Directors or the general membership takes action on the transaction.

Section 6.18 – Closed Session

Meetings of the Board of Directors may move to closed session by a majority vote of Directors present to discuss any matter of personnel or any matter deemed to be of a legally sensitive nature.

Article VII – Registration

The Director of Operations of the Corporation shall at all times maintain a list of rules and regulations of the Corporation governing the requirements and eligibility for registering and/ or transferring Shetland Ponies, Show Ponies and Miniature Horses. The Director of Operations of the Corporation shall publish (from time to time) in the official publication any such rules, regulations and changes thereto and shall supply a copy of same upon request.

Article VIII – Committees

Section 8.1 – Creation of Committees

At the commencement of each fiscal year, the President may appoint standing committees to serve during the year. The president may, from time to time, appoint such other committees as may be deemed advisable by the board.

All or a portion of the personnel of these committees may be selected from the membership and not confined to members of the Board of Directors, however, insofar as is practical it is recommended that the chairman of any committee may be a member of the Board of Directors.

Section 8.2 – Authority of Committees

Committees may not act on behalf of the Corporation or bind it to any actions but may make recommendations to the Board of Directors or to the officers of the Corporation.

Article IX – Officers

Section 9.1 – Enumeration

The officers of the Corporation shall be a President, one or more Vice Presidents as determined from time to time by the Board of Directors, a Director of Operations and a Director of Finance. The Board of Directors may also elect such other officers as it shall deem appropriate. Officers whose authority and duties are not prescribed in these Bylaws shall have the authority and perform the duties as prescribed, from time to time, by the Board of Directors. The Director of Operations

and Director of Finance shall not be named from the Board of Directors and may or may not be the same person.

Section 9.2 – Election and Term of Office

The officers of the Corporation shall be elected at the annual meeting of the Board of Directors and shall hold office until their successors are elected and qualified or until their death, resignation or removal. Vacancies may be filled or new offices created and filled at any meeting of the Board of Directors.

Election of an officer shall not of itself create contract rights. Any officer elected by the Board of Directors may be removed by the Board of Directors whenever in its judgment the best interests of the Corporation would be served thereby. Such removal shall be without prejudice to the contract rights, if any, of the person so removed.

Section 9.3 – President

The President shall be the principal executive officer of the Corporation. Subject to the direction and control of the Board of Directors, the President shall have overall supervision, direction and control of the business and affairs of the Corporation and shall perform all duties incidental to the office of President and such other duties as may be assigned to him or her by the Board of Directors. Except in those instances in which the authority to execute is expressly delegated to another officer or agent of the Corporation or a different mode of execution is expressly delegated to another officer or agent of the Corporation or a different mode of execution is expressly prescribed by the Board of Directors, the President may execute for the Corporation any contracts, deeds, mortgages, bonds or other instruments which the Board of Directors has authorized to be executed, and he or she may accomplish such execution either under or without the seal of the corporation and either individually or with the Director of Operations, or any other officer thereunto authorized by the Board of Directors, according to the requirements of the form of the instrument. The President may vote all securities which the Corporation is entitled to vote, except as and to the extent such authority shall be vested in a different officer or agent of the corporation by the Board of Directors.

Section 9.4 – Vice President

The Vice President shall perform such duties and have such other powers as shall be assigned to him or her by the President or Board of Directors. Further, in the absence of the President or in the event of his or her inability or refusal to act, the Vice President shall perform the duties of the President and, when so acting, shall have all the powers of and be subject to all the restrictions upon the President.

Section 9.5 – Director of Operations

The Director of Operations (sometimes referred to as “Secretary”), shall keep a record of all proceedings of the Board of Directors in a book to be kept for that purpose; see that all notices are duly given in accordance with the provisions of these Bylaws or as required by law; be custodian of the Corporate records and of the Seal of the Corporation; and perform all duties incidental to the office of Director of Operations and such other duties as from time to time may be assigned by the President of the Board of Directors, consistent with the Articles of Incorporation, Bylaws, Rules, and written policies of the Corporation. The Director of Operations shall be supervised by the Board of Directors through the President, and shall be hired or terminated upon majority vote of the Board of Directors. The Director of Operations shall also have the day-to-day management of the Corporation in all normal operations unless otherwise specified herein or unless otherwise designated by the Board of Directors.

Among the duties of the Director of Operations shall be the supervising of the Stud Book, the general management of the Registry Office, maintaining personnel, including the hiring and firing of office staff (with the exception of those employees supervised by the Director of Finance), carrying out Corporate policy, and all other duties incidental to the management of the Registry Office. The Director of Operations shall be authorized to approve any registrations, transfers, color and marking corrections, etc., that, in his or her opinion, conform to the requirements as established by the Board of Directors. The Director of Operations shall be an ex officio member of the Board of Directors and of all committees. The Director of Operations shall work with the Director of Finance to prepare the budget discussed in Section 9.6 below.

Section 9.6 – Director of Finance

The Director of Finance (sometimes referred to as “Treasurer”) shall have charge of and be responsible for the maintenance of adequate books of account for the Corporation, have charge and custody of all funds and securities of the Corporation and be responsible for the receipt and disbursement thereof; and perform all duties incident to the Office of Director of Finance and such other duties as may be assigned to him or her by the President or the Board of Directors. The Director of Finance shall be supervised by the Board of Directors. With the approval of the Board of Directors, the Director of Finance may delegate specified duties to an Assistant Director of Finance or other person for the effective conduct of the affairs of the Corporation. The Director of Finance shall serve as an ex officio member of the Board of Directors, and of all committees, and shall report all Finance Committee recommendations to the Board of Directors. The Director of Finance shall work with the Director of Operations and the Director of Marketing to prepare and submit to the Board of Directors, on a yearly basis, a detailed budget of the proposed and anticipated revenues and expenditures of the Corporation for its approval. The Director of Finance shall be responsible for the hiring and firing of the Assistant Director of Finance.

Section 9.7 – Annual Transition

To maintain Corporation continuity, officers whose terms of office have expired shall assure the orderly transition of authority to their successors before being relieved of their responsibilities. Similarly, officers whose terms of office have expired shall take all appropriate steps to substitute their successors on all of the Corporation’s financial accounts and signature cards.

Article X – General Provisions

Section 10.1 – Contracts

The Board of Directors may authorize any office or officers, agent or agents of the Corporation to enter into any contract or execute and deliver any instrument in the name of and on the behalf of the Corporation and such authority may be general or confined to specific instances.

Section 10.2 – Checks, Drafts, Etc.

All funds of the Corporation shall be deposited, from time to time, to the credit of the Corporation in such banks, trust companies, or other depositories as the Board of Directors may select. All checks, drafts, or other orders for the payment of money, notes, or other evidences of indebtedness issued in the name of the Corporation shall be signed by such officer or officers, agent or agents of the Corporation, and in such manner, as shall from time to time be determined by resolution of the Board of Directors. In the absence of such determination by the Board of Directors, such instruments shall be signed by the Director of Operations and countersigned by the Director of Finance.

Section 10.3 – Fiscal Year

The fiscal year of the Corporation shall be fixed by resolution of the Board of Directors.

Section 10.4 – Seal

On the Corporate Seal shall be inscribed the name of the Corporation and the words “Corporate Seal” and “Illinois.” The Corporation shall not be required to have a Corporate Seal in the absence of a resolution of the Board of Directors requiring a seal.

Section 10.5 – Waiver of Notice

Whenever any notice is required to be given under the law, the Articles of Incorporation or the Bylaws of the Corporation, a waiver thereof in writing,

signed by the person or persons entitled to such notice, whether before or after the time stated therein, shall be deemed equivalent to the giving of such notice.

Section 10.6 – Indemnification

Each person who at any time is, or shall have been a director, officer, employee or agent of this corporation, or is, or shall have been serving at the request of the Corporation as a director, officer, employee or agent of another corporation, partnership, joint venture, trust or other enterprise, shall be indemnified by this corporation in accordance with and to the full extent permitted by the General Not For Profit Corporation Act of Illinois as in effect at the time of adoption of this by-law or as amended from time to time. The foregoing

right of indemnification shall not be deemed exclusive of any other rights to which a person seeking indemnification may be entitled under any bylaw, agreement, vote of disinterested members or disinterested directors or otherwise. If authorized by the Board of Directors, the Corporation may purchase and maintain insurance on behalf of any person to the full extent permitted by the General Not-For-Profit Corporation Act of Illinois as in effect at the time of the adoption of this by-law or as amended from time to time.

Section 10.7 – Sale of Assets

A proposed sale of any of the Registries owned and maintained by the Corporation shall require a three fourths ($\frac{3}{4}$) vote of the members eligible to vote.

Section 10.8 – Amendments

These Bylaws may be amended from time to time by a majority vote of the Board of Directors at any meeting at which a quorum is present. All proposed amendments to the Bylaws must be submitted in writing to the Board of Directors at least ninety (90) days prior to the meeting at which the amendment will be considered.

Section 10.9 – Dissolution

Upon dissolution of the Corporation, whether voluntary or involuntary, the assets of the Corporation shall, after payment of all expenses and liabilities, be distributed to another non-profit corporation, in accordance with the Articles of Incorporation and as determined by the Board of Directors.

Section 10.10 – Annual Audit

The Board of Directors shall obtain an annual audit of the Corporation's finances, said audit to be prepared by an independent certified public accountant consistent with generally accepted accounting principles.

SECTION III

General Rules Part 1 – Definitions

2021 Rulebook

of the

American Shetland Pony Club, Inc.

American Miniature Horse Registry

American Show Pony Registry

National Sport Performance Pony Registry

American Shetland Pony International Registry



SECTION III

GENERAL RULES PART 1 – DEFINITIONS

1. **Age of Adult** – An adult must be 18 years and older.
2. **Age of Equine** – All animals are a year older January 1st for show purposes only.
3. **Amateur** – Regardless of one's equestrian skills and/or accomplishments, a person is an amateur for all shows conducted under the ASPC/AMHR/ASPR rules who after his/ her 18th birthday has not engaged in specified activities, which would make him/her a professional.
4. **Attendant** – An “attendant” is a person who is assisting another in a class, whether it be as a rider in a cart or present in a class for safety reasons (i.e., youth/COOL classes). An attendant is not a header. Must be 16 years of age or older and appropriately attired. In Shetland Classes an attendant may stand an entry on its feet and thereafter he/ she shall remain at least two paces distant from the head.
5. **Censure** – Censure is the formal resolution by the Board of Directors of the corporation reprimanding a member for specified misconduct.
6. **Completed Class** – Where horses compete collectively, a class is considered completed when the class has been judged in accordance with the rules and the judge(s) submit their cards to the ringmaster or announcer.
7. **Competition Year** – Shall run from January 1st through December 31st, for all divisions of the ASPC/AMHR/ASPR.
 - a) To qualify for the AMHR National Show, the year begins the day following the closing day of the preceding AMHR National Show and ends with the opening day of the following AMHR National Show.

8. **Cross Entering Breed Divisions**

- a) ASPC ponies cannot cross enter into AMHR classes at the same show.
 - b) AMHR horses cannot cross enter into any ASPC classes at the same show.
 - c) At Area National Shows double registered ASPC/AMHR Shetlands may enter ASPC Futurity Class (non-pointed) if showing at the Area Show as an AMHR horse (rated classes).
 - d) Classic & Foundation Shetlands:
 - e) No cross entering will be allowed between Classic and Modern classes at the same show.
 - f) No cross entering will be allowed between Classic and Foundation classes with the exception of youth halter, color, group halter, and Classic performance classes – unless an equivalent Foundation Performance class is not offered.
 - g) Shetlands entered in any Modern Pleasure Pony Division class may not cross-enter in the following ways at any given show:
 - h) into any Classic Class.
 - i) into any other Modern Performance driving (i.e., Roadster, Formal, or Harness Driving) division.
 - j) between Open Pleasure Driving and Country Pleasure Driving.
 - k) into open halter classes if Pleasure Halter classes are offered (exceptions being Model, Group, Showmanship, Youth Halter, (exception only if Modern Pleasure Youth Halter is not offered), Incentive or Futurity classes).
9. **Driving Horse (Age)** – A driving horse must be 3 years and older (AMHR).
10. **Driving Pony (Age)** – A driving pony must be 2 years and older (ASPC/ASPR).
11. **Exhibitor** – An Exhibitor is the owner or lessee of a horse when entered in a class where only the merits of the horses are to be considered. In equitation or showmanship classes exhibitor refers to the rider or person handling the horse.
- a) Exhibitor Back Numbers – Correct Back Numbers are a show requirement. Back Numbers must be

displayed in a highly visible position either on the back of the exhibitor or securely attached to the rear of the vehicle. Exhibitors entering the show ring without a Back Number or with the incorrect Back Number will be afforded the opportunity of requesting time out to obtain the Back Number or the correct Back Number. Exhibitors not displaying the correct Back Number or no Back number, after the class has been judged may be disqualified. Exhibitors displaying no Back Number, after the Judge's Cards are turned in, will be disqualified. Shaft numbers on vehicles are encouraged but are not required. Side numbers are not a replacement for the original back number, they are only there as an accessory

12. **Extraordinary Rule Change** – An Extraordinary Rule Change is one that unless expedited would create or continue a severe hardship or a gross unfairness to the ASPC/AMHR/ASPR, the members, or their horses.
13. **Fall** – A horse is considered to have fallen when the shoulder and haunch on the same side have touched the ground or an obstacle and the ground.
14. **Family** – includes Mother, Father, Husband, Wife, Brother, sister, children to include step-children, and significant other. Such ownership must be evidenced by the records of the ASPC/AMHR/ASPR.
15. **Gentlemen's Classes** – Open to Gentlemen 18 years of age or older. Youth Not eligible to enter classes.
16. **Get of Sire** – Three ponies/horses. Can be any combination of stallions, mares and/or geldings, any age, the off-spring of the same stallion; may be a combination of owners.
17. **Golden Age** – A person who is 55 years old or older.
18. **Header**
 - a) Must be 16 years or older.
 - b) Enter the ring when the line-up is called.
 - c) May assist in setting up the animal.
 - d) Stands two paces back from the horse's head and will remain there, except in emergency, until the Judge's card(s) are turned in.

- e) The header should not step back to allow Judge in between horse and header.
 - f) Required in all youth driving classes.
 - g) All youth drivers exhibiting in any non-youth driving class must have a header.
 - h) All headers should be appropriately attired.
 - i) In Versatility Classes a “groom” is a header.
 - j) Header must be physically able to restrain and assist in any emergency situation with the animal.
19. **Helmets** – Only Certified ASTM (American Society for Testing and Materials)/SEI (Safety Equipment Institute) Equine Helmets are permitted. Helmets are required in all Youth Roadster and Youth Under Saddle Classes. Headgear harness must be secured and properly fitted.
 20. **Herd of Four** – Four ponies/horses, any age, all by one Owner. Check each Breed Division specifications for requirements.
 21. **Herd of Six** – Six ponies/horses, any age, any sex; all by one owner.
 22. **Hunter/Jumper Horse (Age)** – A hunter/jumper horse must be 3 years and older.
 23. **Hunter/Jumper Pony (Age)** – A hunter/jumper pony must be 2 years and older.
 24. **Ladies Class** – Open to Ladies 18 years of age or older. Ladies may not drive stallions in Ladies classes in Modern/ASPR. Ladies may drive stallions in Classic/ AMHR Ladies classes. Youth not eligible to enter classes.
 25. **Lessee** – A registered horse/pony may be shown under a lessee’s ownership provided an official lease is registered with the ASPC/AMHR/ASPR Office. The lessee becomes the bona fide user of the horse for the period of the lease.
 26. **Limit** – Pony/Horse not having won six first places in an approved ASPC/AMHR/ASPR “A” or “AA” driving classes with competition.
 27. **Maiden** – Pony/Horse not having won a first place in an approved ASPC/AMHR/ASPR “A” or “AA” driving classes with competition.

28. **Multi-Color** – Any multi-color recognized by the ASPC/AMHR/ASPR pinto color pattern (ponies/horses) or Appaloosa (miniatures only).
29. **Model** – Designed to set a “pattern” or “standard” for the entries to follow in all other classes.
30. **Non-Member** – Non-members may participate in ASPC/AMHR/ASPR recognized shows on the condition that the non-member shall comply with all rules governing such shows, including but not limited to the rules contained herein and all rules that are applicable to the particular show in question. Exception – Membership is required to participate in the AMHR National Show, the ASPC/ASPR Congress & the ASPC/AMHR/ASPR Futurity Programs.
31. **Not in Good Standing** – A member not in good standing, is any person who has been the subject of disciplinary proceedings under the Bylaws of the Corporation or these Rules, and who has either been expelled or suspended, or has failed to comply with any penalties imposed in connection with the disciplinary proceedings. In the event a penalty is imposed in connection with any disciplinary proceedings, once the member complies, he or she shall be reinstated as a member in good standing. For example, in the event a fine is levied against a member in connection with a rule violation, upon payment of the fine, the member shall be reinstated as a member in good standing. However, so long as the fine remains unpaid, the member shall be considered to be not in good standing.
32. **Novice** – Pony/Horse or Driver not having won three first places in an approved ASPC/AMHR/ASPR “A” or “AA” driving classes with competition.
33. **Probation** – Probation means that a person’s conduct and action with respect to all activities are subject to strict review during the period of probation. A person who violates any provision of the Articles of Incorporation, Bylaws or Rules of the Corporation while on probation is subject to more severe disciplinary action than might otherwise be the case.

34. **Produce of Dam** – Two ponies/horses. Can be any combination of stallions, mares and/or geldings, any age, the off-spring of the same dam; may be a combination of owners.
35. **Rein Back** – Rein back is defined as a backward movement in which the legs are raised and set down simultaneously in diagonal pairs with the hind legs remaining well in line.
36. **Solid Color** – Of solid color recognized by ASPC/AMHR/ASPR other than Pinto (ponies/horses) or Appaloosa (miniatures only).
37. **Tailer** – In Modern, Modern Pleasure, Show Pony and Classic/Foundation halter classes (and ASPC/AMHR Roadster in Hand Classes) a Tailer is a second handler/attendant that is allowed to assist in moving/driving forward the pony or horse. In some classes, the Tailer may also touch and assist in the set up and showing of the pony or horse.
38. **Timeout** – The time out shall be clocked and the adjustment or repair is not to exceed 5 minutes. Only one time out per class per entry is allowed and must not exceed the 5 minutes allowed. See Current USEF Rule Book, General Rule (GR833).
39. **Youth** – A Youth is an individual who has not attained eighteen years of age as of December 1st of the current competition year (example: for 2018, a youth must not have attained 18 years of age by December 1, 2017 and will be considered a Youth for that entire show season). Please refer to General Rules – Youth Rules pertaining to Youth Qualifications and Specifications.
40. **Unsafe Entry** – An unsafe vehicle, unsafe equipment, unsafe hitching of horses or an unruly horse.

SECTION III

General Rules Part 2 – Membership

2021 Rulebook of the **American Shetland Pony Club, Inc.** **American Miniature Horse Registry** **American Show Pony Registry** **National Sport Performance Pony Registry** **American Shetland Pony International Registry**



SECTION III

GENERAL RULES

PART 2 – INDIVIDUAL MEMBERSHIP

Membership in the American Shetland Pony Club is a privilege and carries with it, certain responsibilities. An individual seeking admission or renewal of membership privileges agrees to be bound by all of the provisions of the Articles of Incorporation, Bylaws and Rules of the American Shetland Pony Club as a condition of membership.

- A. Application for individual membership, as defined in the Bylaws, shall be made to the Director of Operations on forms provided thereof and available from the ASPC/AMHR/ASPR Director of Operations, Show Secretary, Show Steward, or the official website – shetlandminiature.com. Dues for the current year must accompany the application. Membership expires December 31st of each year. There will be no penalty for late renewal of membership.
- B. All such applications shall be promptly recorded by the Director of Operations who shall issue a membership card to each applicant. Questionable applications shall be submitted to the Executive Board.
- C. Rights and privileges of Individual Members not available to non- members include:
 - 1) Right to vote as senior member.
 - 2) Eligibility to become a Recognized ASPC/AMHR/ASPR Judge, Steward or Show Manager.
 - 3) Eligibility to do registry work.
 - 4) Eligibility to compete in ASPC/AMHR/ASPR Award programs.
 - 5) Youth membership does not give the youth eligibility to register a pony/horse unless an adult member in his/her family has a valid membership.

- D. Non-members may participate in ASPC/AMHR/ASPR recognized shows (with the exception of the AMHR National Show, the ASPC/ASPR Congress and the ASPC/AMHR/ASPR Futurity Programs) on the condition that the non-members shall comply with all rules governing such shows, including but not limited to the rules contained herein and all rules that are applicable to the particular show in question.

SECTION III

General Rules Part 3 – Amateur Rules

2021 Rulebook of the **American Shetland Pony Club, Inc.** **American Miniature Horse Registry** **American Show Pony Registry** **National Sport Performance Pony Registry** **American Shetland Pony International Registry**



SECTION III

GENERAL RULES PART 3 – AMATEUR RULES

3.1 Eligibility

Regardless of one's equestrian skills and/or accomplishments, a person is an amateur for all shows conducted under the ASPC/AMHR/ASPR rules who after his/her 18th birthday has not engaged in any of the following activities, which would make him/her a professional.

- A. Accepts remuneration for riding, driving, showing in halter/in hand, training, schooling or conducting clinics or seminars.
- B. Accepts remuneration for giving instruction in equitation or horse training. (Persons acting as counselors at summer camps, who are not hired in the exclusive capacity of riding instructors are excluded, and persons giving instruction and training to the handicapped).
- C. Accepts remuneration for employment in other capacity (i.e., secretary, bookkeeper, veterinarian, groom, farrier), and gives instruction, rides drives, shows in halter/in hand, trains, or schools horses, other than horses actually owned or leased by him/her when his/her employer or a member of the family of said employer or corporation which a member of his/her family controls, owns, boards or trains said horses.
- D. Accepts remuneration for the use of his or her name, photograph or other form of personal association as a horseman in connection with any advertisement or article to be sold.
- E. Rides, drives or shows in halter/in hand, in competitions, any horse for which he/she or a member of his/her family or a corporation which a member of his/her family controls, receives remuneration for boarding, training, riding, driving or showing halter/in hand.

- F. Gives instruction to any person, or rides, drives, or shows in halter/in hand, in competitions, any horse, for which activity another person in his/her family or corporation which a member of his/her family controls will receive remuneration for the activity.
- G. A husband, wife, or significant other of a professional trainer who solicits, advertises whether it be in magazines, newspaper, handout, Websites, on vehicles and/or trailers or any other means of communication to the public, who trains equine in/for any other equine association (this would include donkeys and zebras) may not hold an amateur card in the ASPC/AMHR/ASPR nor can they show as an amateur in any sanctioned ASPC/AMHR/ASPR show.
- H. The following activities do not affect the amateur status of a person who is otherwise qualified:
 - 1. The writing of books or articles pertaining to horses.
 - 2. Accepting remuneration for officiating as a Steward, technical delegate, course designer, announcer, participating as a TV commentator, or accepting bona fide remuneration for services as a veterinarian, groom, farrier, tack shop operator, breeder, or for accepting bona fide remuneration for boarding services.
 - 3. Accepting reimbursement for expenses without profit.
 - 4. Accepting a token of appreciation, for riding, driving or showing in halter/in hand. (Notice: Horse board, prize money, partial support, or objects of more than \$300 are considered remuneration, not small tokens of appreciation.) (Also note, accepting any amount of money, whether more or less than \$300 is considered remuneration).
 - 5. Having the occupation of veterinarian, groom, farrier, or owning a tack shop or breeding or boarding stable in itself does not affect the amateur status of a person who is otherwise qualified.
- I. Any youth that engages in business activities and/or accepts remuneration for equine activities prior to attaining the age of 18, do not qualify to move into the Amateur Division.

3.2 Amateur Reinstatement Procedure:

- A. Notification to the ASPC/AMHR/ASPR Registry in writing the date of which the training facility has been closed, all advertisement of solicitation of training have been removed from publications, websites, handouts, and any other form of public communications.
- B. A letter from the ASPC/AMHR/ASPR Registry to the trainer along with their husband or wife, or significant other giving them the official date of which they can re-apply for their amateur cards and waiting their one (1) year period and meeting all qualifications of an amateur.

3.3 Amateur Cards

- A. Official ASPC/AMHR/ASPR amateur cards are required to participate in the ASPC/AMHR/ASPR amateur classes. Amateur cards must be applied for annually, and expire on November 30th of each year. Amateur applicants must be 18 years old or older and a current senior member of the ASPC/AMHR/ASPR. Application can be made through the ASPC/AMHR/ASPR Office for a fee. Exhibitors are responsible to present their amateur card to show management.
- B. Individuals without amateur cards in hand on show day may apply for an amateur card through the show office or with the Show Steward for a show site fee. All show-site applications and appropriate fee must be received prior to amateur classes entered, in order for the individual to be allowed to show. Show-site amateur applications will be valid for 15 days from the date fees are received by the Show Steward or Show Management. All show-site applications and fees will be sent to the ASPC/AMHR/ASPR Office via the Show Steward with their official Steward's report. If an amateur application and fee is forgotten, a new amateur application and fee is required.
- C. Amateur cards cannot be applied for at the AMHR National Show or at the ASPC/ASPR Congress.

3.4 Amateur in AMHR

A Horse shown by an Amateur in AMHR classes must be owned or leased by the amateur. An owner is defined as a person holding title, or members of his or her family as defined in Section III-Part I- Definitions-1.13-Family.

3.5 Amateur in ASPC/ASPR

Amateur in ASPC/ASPR- Classic/Foundation, Modern/Modern Pleasure and American Show Pony divisions: Ponies shown in Amateur classes must be exhibited by an amateur exhibitor.

3.6 Modern Amateur Owned and Shown (Halter Classes)

Amateur in ASPC/ASPR- Classic/Foundation, Modern/Modern Pleasure and American Show Pony divisions: Ponies shown in Amateur classes must be exhibited by an amateur exhibitor.

3.7 Modern Amateur Owned and Shown (Performance Driving Classes)

- A. To be judged on the same basis as the appropriate Ladies Class and shall perform in the same way and be subject to the same specifications, except stallions may be shown.
- B. A Pony in an amateur owned and shown class is eligible and may be shown in other classes, including Stakes, provided it is driven by the amateur owner. An owner is defined as a person holding title, or members of his or her family as defined in Section III-Part I- Definitions-1.13-Family.

3.8 Classic Amateur Owned and Shown (Halter and Performance Classes)

A pony being shown in an Amateur Owned and Shown class need not have been shown throughout the entire show by the amateur owner.

3.9 Amateur Incentive Leases

All leases on ponies/horses used in Amateur Incentive Classes must be postmarked on or before January 1st of the exhibition year. The amateur may not use an animal leased if postmarked after January 1st of the exhibition year in these classes.

SECTION III

General Rules Part 4 – Youth Rules

2021 Rulebook of the **American Shetland Pony Club, Inc.** **American Miniature Horse Registry** **American Show Pony Registry** **National Sport Performance Pony Registry** **American Shetland Pony International Registry**



SECTION III

GENERAL RULES PART 4 – YOUTH RULES

4.1 Eligibility

Youth is an individual who has not attained eighteen years of age as of December 1st of the current competition year (example: for 2019, a youth must not have attained 18 years of age by December 1, 2018 and will be considered a Youth for that entire show season).

4.2 Youth Membership

Upon making proper application for youth membership, the office will issue a onetime youth membership card, valid until they reach their competition year limit. A Youth Membership does not give the youth eligibility to register a pony/ horse unless an adult member in his/her family has a valid membership. Non-member prices charged without a valid adult membership in the house-hold.

4.3 Dress

Dress for the youth exhibitor should be appropriate for purpose. Dress should be safe, neat, and clean for the Rider, Driver, or Exhibitor. Closed toe/ heel foot attire is required (boots or athletic shoes). No T-shirts, shorts, skirts above the knee, strapless tops, or canvas/cloth shoes allowed.

4.4 Miniature Horse Division Class Entries

- A. Youth 13-17 years of age may show senior stallions (3 years or older) in Youth Hunter, Youth Jumper, Youth Driving or Youth Obstacle Classes.
- B. Youth 13-17 years of age may show stallions in Open Halter and Performance Classes.
- C. Youth are not allowed to show a stallion in any Youth Halter or Youth Showmanship class with the exception of 13-17year old may show in the Junior Stallion class at AMHR Nationals.

- D. Youth under 13 years of age may not show stallions of any age, including junior stallions (weanlings, yearlings, or 2-year old) in any class.

4.5 Shetland Division Class Entries

- A. Youth are not allowed to show a stallion in any Youth Halter or Youth Showmanship class.
- B. Stallions are not allowed in any Classic Youth Performance Classes.
- C. Exception: Youth may show a stallion foal of current year.

4.6 Modern/Modern Pleasure/American Show Pony Youth Rules

- A. Youth Exhibitor in Hand – The exhibitor is to have complete control of the pony throughout the class. One tailer is permitted. Tailer will retire to the end gate after the class is worked.
- B. Modern Showmanship Youth Exhibitors are to enter the ring at the trot, single file on the rail and then line-up at center ring. Exhibitor is to show his/her pony to the presiding (call) Judge only. Pony is to be shown as in a halter class. See Showmanship section for Rules. There are to be no patterns or pivots as required in other divisions.

4.7 Classic/Foundation & AMHR Youth Showmanship

Exhibitor is to show his/her pony to the presiding (call) Judge only. The half system is used when exhibiting your pony/horse. See Showmanship section for rules. Entries are limited to mares/geldings.

4.8 General Performance Division Youth Rules

- A. Headers Required – All youth exhibitors in any driving class must have a header 16 years or older. Headers are to enter the ring when the line-up is called, must assist in setting up the animal and then step back two paces, where they are to remain, except in an emergency, until the judge's card is turned in.
- B. Helmet Required – Youth exhibitors in Roadster and in Under Saddle Classes, must wear protective headgear (Certified ASTM/SEI Equine Helmet). Headgear harness must be secured and properly fitted.

- C. Leaders – All Youth classes which requires a “leader”, that leader must be 16 years or older.
- D. Riding Attendants – (riders) are option in Youth driving classes. The youth shall be in full control of the pony/horse without assistance. Attendants must be 16 years old or older for safety reason.
- E. Spotter – Any class where a Youth (7 & younger) is competing is allowed a spotter for safety reasons. The spotter must be at least 16 years of age or older. The spotter must stand back 2 paces from the Youth and pony/horse, where they are to remain except in an emergency.
- F. Equitation Division – All classes will be judged equally on hands, seat and control of mount and suitability of purpose. English or Western. Youth may not cross-enter into Leadline classes. No Stallions Permitted.
- G. Hunter/Jumper Over Fences – Rider to be 14 years of age or younger. No Stallions Permitted.
- H. Leadline Class – Rider to be 6 years old or younger. No Stallions Permitted.
- I. Leading Rein – Pony to be ridden by Youth, 8 years of age or younger. No Stallions Permitted.
- J. Under Saddle Classes – Rider’s attire should be appropriate to the equipment being used, English or Western. No Stallions Permitted.
- K. Walk Class – Youth 12 years of age and under (Moderns) 10 years of age and under (Classics). No stallions permitted.
- L. Walk-Trot Class – Youth 12 years of age and under (Moderns) 10 and Under and 11-17 years of age (Classics). No stallions permitted.
- M. Youth Halter Obstacle – Attendants 16 years of age or older, may be allowed in the ring during Youth Halter Obstacle for safety purposes only. Attendants must not interfere with or influence individual’s or equine’s performance.
- N. See AMHR Nationals and ASPC Congress for Youth Rules.

4.9 Business Activities

Any youth that engages in business activities and/or accepts remuneration for equine activities prior to attaining the age of 18, do not qualify to move into the Amateur Division. Amateur reinstatement rules apply.

SECTION III

General Rules Part 5 – COOL Rules

2021 Rulebook

of the

American Shetland Pony Club, Inc.

American Miniature Horse Registry

American Show Pony Registry

National Sport Performance Pony Registry

American Shetland Pony International Registry



SECTION III

GENERAL RULES PART 5 – CONQUERING OBSTACLES OVERCOMING LIMITATIONS (COOL CLASSES)

Conquering Obstacles Overcoming Limitations (COOL) Classes are recommended to be included in all shows to encourage physically and mentally challenged individuals to expand their enjoyment of ponies and miniature horses by offering the opportunity to participate at pointed shows. At least one Halter, Showmanship and Driving Class must be included in the Area and National Shows. COOL classes may be split for Youth and Adults.

Safety First! All modifications must be designed to maximize safety in the show ring.

These rules only apply to the specific COOL classes offered at each show.

5.1 Eligibility

- A. For horse show purposes, persons competing in this division must have a disability in compliance with the Americans with Disabilities Act (ADA).
- B. A disability is defined by the ADA as: “A physical or mental impairment which substantially limits one or more major life activities; or a record of such impairment; or being regarded as having such an impairment.”
- C. Reasonable accommodations shall be granted on a case by case basis. A reasonable accommodation is any modification or adjustment that makes it possible for an individual with a disability to enjoy equal opportunities.
- D. Direct any questions regarding eligibility to the Show Management.

5.2 Adult Exhibitors

In the case of adult exhibitors, each participant assumes all risk of personal injury or property damage and releases and discharges the corporation and show management, their respective officers, directors, representatives, and employees from any and all liability, whenever or however arising, as to personal injury or property damage occurring as a result of participation in these events.

5.3 Youth Exhibitors

If the exhibitor is a minor, the parent or guardian, by allowing participation, assumes all risk of personal injury or property damage occurring as the result of the participation and does hereby release and discharge the corporation and show management, their respective officers, directors, representatives, and employees, from any and all liability, whenever or however arising from such participation, except for the willful or wanton act or omission, if any, of those who are indemnified. Further, as parent or legal guardian, they agree to indemnify and hold harmless the corporation and show management from such liability to the minor.

5.4 Cross Entering

COOL exhibitors may cross enter into any other class as long as they meet the eligibility requirements for that class.

5.5 Aids

- A. COOL exhibitors have the option of utilizing a variety of “aids”. Any “aid” must be provided by the individual exhibitor. An “aid” includes but is not limited to:
1. Another person who accompanies the exhibitor into the ring. These individuals will be referred to as attendants.
 - a) Attendants must be at least 16 years old
 - b) Attendants should be appropriately attired.
 - c) Attendants may touch the horse or exhibitor, as necessary, to ensure safety.
 - d) Attendants may verbally assist the exhibitor (i.e.: “you are getting too close to the wall”, etc.). They may also clarify or repeat directions as necessary.
 - e) Attendants may physically help an exhibitor in a mobility device (electric wheelchair, scooter etc.) should soft or deep footing become a problem.
 - f) A headset or two-way radio may be used by visually impaired or mentally challenged exhibitors.
 - g) In addition to their attendant, hearing impaired exhibitors may bring their own translator into the ring.
 - h) An exhibitor using a mobility device may lead from either side of the horse.

- i) Use of a modified halter or lead is not to be penalized as long as it is clean and safe.
- j) Exhibitors who choose not to use these modifications should not be penalized unless their decision results in an unsafe situation.
- k) COOL exhibitors must provide their own specialized equipment, attendants, translators, etc. While show management is not responsible for the exhibitor's needs, show management is responsible for implementing the approved COOL modifications.
- l) All COOL classes are limited to Mares and Geldings – No Stallions.

5.6 Dress

Exhibitors should be appropriately attired. Boots, gloves and hats are suggested for showmanship classes, but are not required.

5.7 Ring Conditions

- A. Ring conditions often change during the course of the show. Adjustments (such as the placement of the line-up, etc.) should be made accordingly. If deep footing is a problem, the Show Manager should decide to use only the better portion of the ring.
- B. Notification of the modifications is highly recommended! Modifications should be noted on the prize list. It is the Show Secretary's responsibility to inform the Judges of COOL modifications prior to the start of the show.
- C. Cool Exhibitors that are unable to fully meet class specifications due to limitations will not be disqualified from any COOL class.

5.8 COOL Showmanship

- A. Boots, gloves, and hats are suggested but not required.
- B. Always use COOL Showmanship pattern even if another pattern is to be used in other showmanship classes at the same show.

- C. Modifications of Pattern 1 are acceptable, if necessary. An acceptable alternative could be for the exhibitor to move around to a position in front of the horse's head so that the Judge is able to have an unobstructed view. The exhibitor would move back to his or her original position after the Judge passed by.
- D. An exhibitor who inadvertently touches the horse because of poor balance or inadequate motor coordination will not be penalized.

5.9 Halter Class

- A. Since exhibitors using a mobility device may have difficulty keeping their horse trotting on rough or deep footing, the Judge will take this into consideration when placing the class.
- B. Exhibitors should make every effort to “set up” their horse without assistance. Attendants may assist only if safety becomes an issue.
- C. Judges must ascertain the quality of conformation even if the exhibitor is unable to present his/her horse to its full advantage. Exhibitors will not be penalized for clumsy positioning or inability to “square up”.

5.10 Obstacle Classes

- A. Six will be the maximum number of obstacles.
- B. The exhibitor will be allowed up to 90 seconds to complete each obstacle.
- C. Exhibitors will not be penalized for crossing their own path.
- D. Exhibitors will not be penalized for taking an obstacle on the wrong side. Since exhibitors may lead from either side, all obstacles should be designed to be taken from either side.
- E. All obstacles should be designed wide enough for a mobility device/horse combination to successfully negotiate them.
- F. Obstacles should be brightly colored to assist the visually impaired participants.

- G. As with all obstacle courses, the exhibitor must attempt to have a clean round. When there is more than one clean round in a class, Judges should evaluate the willingness and the responsiveness of the horse as well as the way in which the handler and the horse interact.

5.11 Driving Classes

- A. Classes may be split by the Show Manager to provide adequate space for all COOL participants.
- B. Headers should be allowed easy access in case they are needed quickly (i.e.: the center ring is preferable).
- C. Headers may hold the horse while at a stand.
- D. Head-sets or two-way radios are encouraged for the visually impaired.
- E. Wearing protective ASTM/SEI Equine Helmets is strongly recommended.
- F. The Judges may consider the suitability of the horse. They may penalize or excuse an unsafe entry based on the Standard ASPC/AMHR

SECTION III

General Rules Part 6 – Rule Changes

2021 Rulebook of the **American Shetland Pony Club, Inc.** **American Miniature Horse Registry** **American Show Pony Registry** **National Sport Performance Pony Registry** **American Shetland Pony International Registry**



SECTION III

GENERAL RULES

PART 6 – RULE CHANGES

6.1 Requests for Rule Changes

- A. Any member of the ASPC/AMHR/ASPR may make a request for a rule change.
- B. Rule change forms are available from the National Office, are published in the Journal, and are also available on the website – shetlandminiature.com
- C. All rule changes are due to the ASPC/AMHR/ASPR Director of Operations time stamped by January 1st.
- D. ASPC/AMHR/ASPR Director of Operations will ensure distribution to appropriate Committee Chair and will be posted to the website prior to the National Convention
- E. Rule changes proposals are discussed within their appropriate Committee prior to the ASPC/AMHR/ASPR National Convention; held in November. Rules are then brought to the Convention for discussion during Committee meetings. Rules that are passed during the Convention Committee meetings are then sent to the Board of Directors, who review, discuss any requests for Extraordinary Rules and those merits.
- F. Rules passed during Convention (other than those requests for Extraordinary Changes) do not go into effect for one year.

6.2 Extraordinary Rule Change

An extraordinary Rule Change is one that unless expedited would create or continue a severe hardship or a gross unfairness to the ASPC/AMHR/ASPR, the members, or their horses. The rule change must contain a statement about how this rule would meet the above criteria. If it does not meet the criteria, it would go into effect as a normal rule change. The person requesting the Extraordinary Rule Change must be present or be able to be reached by phone to state why they feel this should be an Extraordinary Rule Change.

SECTION III

General Rules Part 7 – Safety Rules

2021 Rulebook

of the

American Shetland Pony Club, Inc.

American Miniature Horse Registry

American Show Pony Registry

National Sport Performance Pony Registry

American Shetland Pony International Registr



SECTION III

GENERAL RULES PART 7 – SAFETY RULES

The following are considered best practice guidelines for Safety and will serve as rules for shows and ASPC/AMHR/ASPR sanctioned events.

A. General

1. Any exhibitor may wear protective headgear (Certified ASTM/SEI Equine Helmet) in any division or class without penalty from the judge(s).
2. All youth **MUST** wear protective headgear (Certified ASTM/SEI Equine Helmet) in Roadster and Under Saddle classes. Headgear harness must be secured and properly fitted.

B. Halter

1. Spotter – any class where a Youth 7 & Younger is competing is allowed a spotter for safety reasons, the spotter must be at least 16 years of age or older. The spotter must stand back 2 paces from the Youth and pony/horse, where they are to remain except in an emergency.

C. Driving

1. General
 - a) All persons involved in driving – drivers, grooms, competition officials, spectators, etc., should place safety first.
 - b) Horses should never be left unattended while hitched to a vehicle.
 - c) A driver should never allow passengers to enter a vehicle until driver is seated with reins in hand and driver must never dismount while passengers are in the vehicle.
 - d) All rules of the road should be observed unless officials direct otherwise.

D. In the Ring

1. Header
 - a) Must be 16 years or older.
 - b) Enter the ring when the line-up is called.
 - c) May assist in setting up the animal.
 - d) Stands two paces back from the pony/horse head and will remain there, except in emergency, until the Judge's card(s) are turned in.
 - e) The header should not step back to allow judge in between pony/horse and header.
 - f) Required in all youth driving classes.
 - g) All youth exhibiting in any non-youth driving class must have a header.
 - h) All headers should be appropriately attired.
 - i) In versatility Classes a "groom" is a header.
 - j) In youth and COOL classes where a passenger is used for safety, they may also serve as the header.
2. For safety reasons any unruly pony/horse, unsafe vehicle, unsafe equipment or unsafe hitching of ponies/horses may be excused from the ring by the judge, ring master, or Steward. An exhibitor cannot protest this action.
3. Excessively large classes may be divided by management or Judge, as conditions warrant.
4. All driving ponies/horses shall show on the rail at all times except while passing. The Judge is to take this into consideration while judging and ponies/horses shown off the rail shall be penalized.
5. Exhibitor numbers must be worn on the back of the exhibitor. Numbers may also be attached to the back and/or sides of the cart in an easily visible position for all driving divisions, except Roadster which the number must be worn on the back of the exhibitor.
6. It is permissible for a driver to talk to a pony/ horse in a subdued tone of voice, although a driver should strive to control the pony's/horse's movement with a minimum of vocal aids. Talking loud, whistling, or shouting at a pony/ horse is not acceptable.
7. No entry may leave the ring after judging has begun without the permission of the Judge or ring steward.

8. During the class, minor adjustments to harness may be made upon permission from the Judge. A groom may assist with the adjustment without penalty (a time out). See Current USEF Rule Book, General Rule (GR833).
 - a) The time out shall be clocked and the adjustment or repair is not to exceed 5 minutes.
 - b) Only one time out per class per entry is allowed and must not exceed the 5 minutes allowed.
 - c) After the class has begun no groom may enter the ring without permission of the Judge.
9. If the class or ring size justifies the Judge may ask the pony/horse to reverse on the diagonal for safety reasons. The Judge may ask for a reverse on the diagonal at a walk or collected trot.
10. In Versatility Classes – for purposes of safety the cart must be removed from the horse before the horse is unbridled.

SECTION IV

General Rules Registration Rules

2021 Rulebook

of the

American Shetland Pony Club, Inc.

American Miniature Horse Registry

American Show Pony Registry

National Sport Performance Pony Registry

American Shetland Pony International Registry



Updated February 2022

SECTION IV

GENERAL RULES - REGISTRATION RULES

1.1 Registration – Responsibility/Liability

- A. The American Shetland Pony Club will not assume responsibility of settling civil disputes between members or non-members.
- B. The American Shetland Pony Club, its officers, directors, members of committees, employees, representative, and agents will attempt to obtain true and complete information in connection with registration of animals, transfer of registration certificates, hearings, and all other matters related to activities of the Corporation. Except for intentional wrongdoing, neither the American Shetland Pony Club, nor its officers, directors, committee members, employees, representatives or agents will be liable in any way, for issuance of any pedigree certificate, for the transfer of any pedigree certificate, for the cancellation of any pedigree certificate, for the refusal to issue a pedigree certificate, for the issuance of any pedigree statements, for the refusal to transfer any pedigree certificate, for any disciplinary procedure brought against or penalties imposed on any member or non-member as described in these Rules or for any other activities engaged in, by or on behalf of the American Shetland Pony Club.
- C. Other than as set forth above, neither The American Shetland Pony Club, nor any of its directors, officers, employees, committee members, representatives or agents shall be liable in any event for any action or failure to act in connection with the operation of the Registries maintained by the Corporation.
 - 1. Any registry record found to be inaccurate may be expunged or altered as deemed appropriate by the Director of Operations or the Board of Directors.
 - 2. If any statement in any registration or transfer application should at any time be found to be inaccurate, the registration or transfer may be omitted from

publication or published in altered form. If any error in published information should be discovered after publication, the correction may be made and published in such form as the Director of Operations or Board of Directors may determine.

3. No warranties, express or implied, arise from the issuance of any registry record by the Corporation. All records issued by the Corporation shall be issued on an “as is” basis in reliance on information supplied by the member seeking issuance of the record.
4. Registry records issued by the Corporation remain the property of the Corporation, and no member shall be entitled to claim any ownership interest in the record.

1.2 General Registration Rules

Performance and breeding divisions: All Shetland ponies must be registered with the American Shetland Pony Club. American Show Ponies must be registered with the American Show Pony Registry and Miniature Horses must be registered with the American Miniature Horse Registry to show at all sanctioned shows.

- A. Animals obtained by legal seizure, where a registration certificate and/or transfer is not obtained from the owner of record, must be brought before the Board of Directors and only in cases where there is clear proof of ownership and clear identification of the animal will a transfer of ownership be allowed.
- B. Registration must be evidenced by the original certificate or a photo static copy of the same. For show purposes, if there are no registration papers on site, the animal will not be allowed to show. As of March 8, 2014, the ASPC/AMHR/ASPR incorporated photo registration certificates being optional for all divisions within the registry. Photos or Marking Drawings are required for all registry work, including registration, transfers, leases/terminations, stallion to gelding, certificate corrections, and when applying for permanent status if the current registration certificate does not include photos or drawings.

- C. No Shetland or Miniature Horse foal may be registered out of a dam that has not reached her actual 3rd birthday at foaling time.
- D. All animals are a year older January 1st for registration & show purposes only.
- E. All Rules are to be observed by everyone in any way connected with exhibiting, showing, handling and judging Shetland Ponies, American Show Ponies and Miniature Horses.
- F. A Gelding Certificate must be completed and turned in with the registration application when registering an animal as a gelding. Gelding status must be on the ASPC/AMHR/ASPR registration paper for the animal to be shown in a gelding class.
- G. A name change for Shetlands or Miniatures will be accepted by the Registry only with written permission of the breeder, and provided there is no registered progeny or show record and proper fee is submitted.
- H. Ponies registered with ASPC or AHHS will retain their name when registered into ASPR and horses registered with ASPC, AMHA or Falabella will retain their name when hard-shipped into AMHR. Exception: AMHA, Falabella, or AHHS names that conflict with a prefix or suffix reserved with ASPC/AMHR/ASPR. (Note: No prefix or suffix conflict exists when cross registering from ASPC to ASPR or hard-shipping from ASPC to AMHR. A ponies ASPC registered name will be retained when it is cross registered ASPR or hard-shipped AMHR.)

1.3 Registration Instructions

- A. Applicant Certification on Registration Papers: Upon applicant signature on the registration application – applicant certifies that the information submitted on this document is true and correct to their knowledge and agrees to abide by the rules set forth by the ASPC/AMHR/ASPR.
 - 1. If there is ever a question about the age of an animal, you must agree to have said animal inspected and/or mouthed to verify its age. Remember, the information contained on the application will be used as documentation for the registration certificate. Be sure

you are correct on the spelling of all names, registration numbers, the complete foaling date, the accurate description of the animal and note any distinguishable markings. The following information is required for all registration applications:

- a) Signature of Owner – Owner (owner of the dam at time of foaling), or owner’s authorized agent must sign the application. Owner signature card must be on file with the ASPC/AMHR/ASPR Office.
- b) Foaling Date – Give month, day and year.
- c) Name of animal to be registered. Two name choices are requested in case one name has already been taken. Names cannot have more than thirty-five (35) letters, including spaces and punctuation. Please check (yes) or (no) as to whether or not you wish a name to be chosen if your second choice is not acceptable. If you check “no”, you will be contacted for further choices. If you checked “yes”, a name similar to your preferred name will be chosen.
- d) Gender-Circle whether the animal is a stallion, mare, or gelding. (If you are registering a gelding, remember to include a Gelding Certification form signed by your vet or the person performing the procedure, indicating date animal was castrated).
- e) Name and Registration Number of Sire and Dam – give complete name of sire and dam and the registration numbers.
- f) Color of Body– Please be specific. “Dapple” or “Roan” alone cannot be accepted as a color. Circle if horse is a Roan, Appaloosa, or Pinto.
- g) Color of Mane and Tail.
- h) Head Markings
- i) Leg Markings
- j) Breeder – This is the owner of the mare at the time of service.
- k) If submitting photos (optional); include four (4) current photographs of the animal:

1. Full profile/side view of left side.
 2. Full profile/side view of right side; In either right or left side photo the animal's head must be turned towards the camera with the forelock pulled back to show face markings or lack of.
 3. Full facing forward frontal view; and
 4. Full rear view.
 5. All four legs must be seen from both sides;
 6. Markings on face must be visible.
 7. All photos should include all parts of the animal available in that view (ears to hooves or nose to tail inclusive) and be unobstructed by any other object or animal.
 8. Photos must be a minimum of 3"x 5" and a maximum of 4"x 6". Scanned, digital or computer-generated photos, if they are received on photographic paper, are acceptable. Additional photos should be submitted to verify markings not seen in the standard four photos (i.e., white on belly, markings under mane area, etc.).
 9. Label each photo with first choice of name and owner's name on the back. All photos will be kept on file.
 - 1) Marking Drawings are optional from submitting photos. Drawings are completed on the registration form.
- B. Service Certificate – Must accompany all applications if the owner of the dam does not own the sire and all information must be completed.
1. The stallion owner must provide a Stallion Service Certificate for any mare they sell that is listed on the Stallion Service Report. Stallion Service Certificates for mares not owned by the stallion owner are to be issued solely at the stallion owner's discretion. Stallion Service Certificate disputes arising between the stallion owner and the mare owner are considered a civil matter and will not involve ASPC/AMHR/ASPR. Service certificates are available from the National Office or Website.
- C. Stallion Reports – Must be filed each breeding season. Current year stallion reports are due on or before January

15th of the next year. Stallion Reports will incur a filing fee. Late or Amended Stallion Reports will be accepted with an additional fee (See Customer Work Order).

1. Instructions for completing Stallion Service Report:
 - a) Every stallion owner must report all registered Shetland, Miniature, Show Pony or Hackney mares bred to his stallion during the year, including mares owned by him/herself and others. Reports filed after January 15th will incur a late fee.
 - b) A separate report must be made for each stallion each year.
 - c) All registered mares bred (not just those in foal) must be listed, with the names of the owners of the mares, and first and last dates of service.
 - d) The report must be signed by the owner of the stallion or his/her authorized agent (owner Signature Card must be on file with the ASPC/AMHR/ASPR Office). The address of the owner or agent should be included.
 - e) The stallion owner must give a completed, signed Stallion Service Certificate, giving the dates of service to the owner of each mare bred. If the mare is sold, the Stallion Service Certificate should be given to the new owner.
 - f) Certificates of Registration for foals will not be issued unless the Stallion Service Report is on file in the Registry Office. The Stallion Service Certificate must accompany the resulting foal's registration application. The dates, signatures and all information given on the two documents must correspond.
 - g) If a mare is exposed or bred to one stallion, thirty (30) days must elapse before she can be exposed or bred to a different stallion. If thirty (30) days does not elapse between exposures or breeding's, DNA parentage verification will be required before the foal can be registered.
 - h) When a stallion is pasture bred to a mare, the stallion owner must furnish a statement certifying that there was no other stallions in the vicinity which could have covered the mare and give the

date the mare was placed in the pasture with the stallion, as well as the date they were separated.

- i) When a stallion or mare is leased, a copy of the lease must be filed with the ASPC/AMHR/ASPR, along with the name of the party who is responsible for signing the reports required by the Registry Office.

1.4 Transfer of Ownership

- A. Original registration application or certificate of registration (either with the transfer recorded on the back of the certificate or accompanied by a transfer application).
- B. Signed & dated by the seller or authorized agent in his/her own handwriting. (Person who is named as owner on the certificate, the date of sale).
- C. If certificate is to be forwarded to anyone other than the party sending in the work, the Registry Office must be notified in writing and shipping charges included.
- D. Photos or drawings are also required if there are none on the certificate and indicate markings if there are none on the certificate.
- E. Send the completed transfer, original certificate, and proper fee to the American Shetland Pony Club, 81-B East Queenwood Road, Morton, IL 61550.
- F. If the transfer has been altered in any way or white out was used, it will render the transfer null and void. You will have to contact the seller for a new transfer application. It is the owner of record's responsibility to complete the buyer, date and sign the transfer portion on certificate of registration or separated application for transfer.

1.5 Lease Procedures:

- A. A registered horse/pony may be shown under a lessee's ownership provided an official lease is registered with the Registry Office. The lessee becomes the bona fide user of the horse for the period of the lease.
- B. January 1, 2000 all Miniature, Modern, American Show Pony, Classic, and Foundation registration papers will show "lease" of horse/pony as recorded in the ASPC/AMHR/ASPR Office.

C. Procedure for lease:

1. The owner must submit the original registration certificate, completed lease form, lease fee, and beginning and ending dates of lease agreement. (No open leases will be accepted.) A fee is required for a lease transaction. (See Custom Work Order).
2. Lease information will be printed on the original registration certificate in the transfer portion of the certificate.
3. The Registration certificate will be returned to the submitting owner. It is the submitting owner's responsibility to convey this document (original or copy) to the lessee.
4. At the conclusion of the lease duration, the animal will, with submittal of lease termination form and original certificate, revert back to the owner prior to the lease.

1.6 American Shetland Pony Registration

All Shetlands applying for registration after December 31st of their yearling year will be required to be DNA parent qualified prior to being registered.

- A. All Shetlands must be registered with the American Shetland Pony Club. The registry remains closed, since 1955, to imported Shetlands. Exception to this rule are Shetland Ponies registered with the Canadian Pony Society and progeny of ponies previously registered with ASPC.
- B. Division A Shetlands shall be the result of mating a Division A to a Division A with the exception as follows: a foal of Division B breeding that carries 12.5% (1/8) or less non Division A Shetland blood will be eligible for registration in Division A, i.e. one of the great grandsires or great granddams may be Hackney or Welsh, provided the remaining seven are Division A or two of the great grandparents may be Division B Shetland, Americana or Harness Show Pony, provided the remaining six are Division A.
- C. Foundation Shetlands shall be the result of mating of Division A to a Division A for four generations. All Foundation will be required to acquire pedigree verification from the American Shetland Pony Club, those

accepted shall be issued a “gold seal” on their Registration paperwork.

1.7 American Miniature Horse Registration

- A. AMHR horses for which an application for registration has been submitted to the National Office, will be registered only if the sire and dam do not have expired registration certificates.
- B. As of January 1, 1995 all AMHR registered miniature horses must have both parents registered with AMHR or meet one of the following hardship requirements.

1.7.1 Hardship for AMHR Registration

- A. The horse must have been registered with the American Miniature Horse Association, provided all proper paperwork is filled out and a copy of the registry papers is submitted with the application and fees to the AMHR.
- B. As of January 1, 2005 in order to register an ASPC registered pony with AMHR, the animal must have reached its actual 3rd birthday (or older). A copy of the ASPC Certificate of Registration along with the AMHR Height Verification form, (measured and filled out, on or after its actual 3rd birthday, by a licensed ASPC/AMHR/ASPR Steward and examined by an ASPC/AMHR/ASPR Judge; both judge and steward need to be present, measure, and inspect the horse at the same time and same location) must be submitted along with the application for registration and appropriate fees. Any 3-year old hard-shipped will be issued temporary papers upon meeting hard-shipped requirements.
- C. As of March 5, 2007, in order to register a horse registered with the Falabella Miniature Horse Association, the animal must have reached its actual 3rd birthday (or older). A copy of the FMHA Certificate of Registration along with the AMHR Height Verification form (measured and filled out by a licensed ASPC/AMHR/ASPR Steward and examined by an ASPC/AMHR/ASPR Judge) must be submitted along with the application for registration and appropriate fees. (See Customer Work Order).

1.7.2 AMHR Temporary to Permanent Status

- A. Registration of horses under the age of six years is temporary. A miniature horse becomes eligible for permanent registration after it reaches its actual sixth birthday, and application for permanent registration must be made before December 31st of the year it becomes six. Animals brought permanent after their six-year old year will be assessed a late fee.
- B. The certificate of registration will need to be submitted to the National Office with the height of the horse record and dates on the back of the certificate or application for Permanent Status form. Miniature horses are measured at the last hair of the mane.
- C. Although not required, owners are encouraged to include acceptable current photos or drawings when updating their horse to permanent status.
- D. The AMHR registry shall recognize two divisions of miniature horses. The Under-Division miniature horse shall be an AMHR registered miniature horse over three years of age who is 34 inches and under. The Over-Division miniature horse shall be an AMHR registered miniature horse over three years of age who is over 34 inches but not over 38 inches. No horse, regardless of parentage, who measures over 38 inches shall be allowed to become an AMHR registered miniature horse.

1.8 American Show Pony Registry

- A. Any pony that is registered with the American Shetland Pony Club, the Hackney Horse Society or any pony that is the result of the mating of a registered Shetland and a registered Hackney Pony, any pony that is the result of the mating of a registered Shetland and a registered American Show Pony, any pony that is the result of the mating of a registered Hackney and a registered American Show Pony, or any pony that is the result of the mating of a registered American Show Pony to an American Show Pony is eligible to be recorded in the stud book of the ASPR upon the completion of an application for registration and submission of the appropriate fee.

- B. Must have a copy of the Shetland or Hackney certificate of registration, both front and back showing the current owner of the animal.
- C. There is no age restriction to register an animal with the American Show Pony Registry. Stallion Reports or Service Certificates are not required to register an animal that is Not ASPR registered i.e., Registered Hackney, Registered Shetland or a cross of a Shetland to a Hackney. Ponies being registered from a breeding of ASPR to ASPR must file a stallion certificate.
- D. An animal measured out as a Shetland but desiring to compete in ASPR as a result of that measurement may apply for registration at a sanctioned show with an ASPC/AMHR/ASPR licensed Steward and is eligible to compete once application is completed and fee paid to said official.

1.9 National Sport Performance Pony Registry

- A. Starting January 1, 2012, the NSPPR will be open to register any pony 14.2 hands and under that can be verified that one parent is registered in either the ASPC or AMHR registries.
- B. A NSPPR pony may be registered by showing proof of parentage by submitting a stallion report and recording the stallion and/or dam recognized registration numbers on said form by January 15th.
- C. The NSPPR ponies prior to January 1, 2012 will be open to any pony 14.2 hands and under that can be verified by DNA that one parent is registered in either the ASPC or AMHR registry. A stallion report is not required for ponies foaled prior to January 1, 2012 in order to register. DNA forms are available from the National office or the website at www.shetlandminiature.com.
- D. Animals Eligible for Registration in NSPPR:

ASPC x Grade	AMHR x Grade
ASPC x Other Registry	AMHR x Other Registry
ASPC x ASPC	AMHR x AMHR
ASPC x ASPR	AMHR x ASPR
ASPC x AMHR	AMHR x ASPC
ASPC x NSPPR	AMHR x NSPPR
NSPPR x NSPPR	

- E. An animal desiring to compete in NSPPR may apply for registration at a sanctioned show with an ASPC/ AMHR licensed steward and is eligible to compete once application is completed and fee paid to said official. Owner must have a copy of Shetland or Miniature certificate of registration, both front and back showing the current owner of the animal to be submitted with NSPPR application. No NSPPR animal will be given registration at the ASPC Congress, all registrations must be completed prior to the start of the show.
- F. Any pony already registered with ASPC or any horse already registered with AMHR is also eligible for registry in NSPPR without DNA verification.

1.10 American Shetland Pony International Registry

- A. The American Shetland Pony International Registry is available to animals that are registered as Shetland ponies with a Shetland breed registry other than the American Shetland Pony Club. Animals that have one parent registered with ASPC and one parent registered with another Shetland breed registry are also eligible to register in the ASPIR. Animals registered with the ASPIR are eligible to show in ASPC sanctioned shows in non-rated ASPIR classes. ASPIR ponies are allowed to hardship into the AMHR with an official measurement and examination by a licensed ASPC/AMHR/ASPR judge and steward.

ASPIR ponies are eligible for the National Sport Performance Pony Registry with the proper DNA testing.

- B. Offspring of a horse registered as an American Show Pony that is bred to mares with German registered parents whose offspring are not qualified to be Shetland registered and will not be allowed to be registered in the International Shetland Registry.

1.11 Canadian Pony Society Pony Registration Requirements

- A. Must include a copy of the front and back of the Canadian Certificate of Registration showing the applicant as the current owner.
- B. Completed, signed ASPC application for registration must be included.

- C. Four (4) Photos or drawings are required.
- D. Proper fee for the age of the pony.

1.12 Reproduction – Embryo Transfer

- A. Permits for the use of Embryo Transfer will and must be issued for a mare participating in an embryo transfer program as a donor mare prior to any transfer taking place.
- B. Donor mare permits are a one-time fee of \$50.00 to the mare owner. DNA typing of the mare must accompany the application for a permit for embryo transfer. When ownership of a mare changes a \$10.00 permit transfer and recording fee is charged.
- C. All mares and foals must be DNA typed prior to the application for registration being processed by the American Shetland Pony Club, Inc., American Miniature Horse Registry, or American Show Pony Registry. Registration of the foal will only be made if the foal's DNA type is in harmony with that of the listed sire and dam. In addition, all standard registration procedures will be followed. Artificial Insemination (A.I.) Foal Addendum form or insemination report must accompany foal's registration application.
- D. Donor mares are not limited to the number of foals that can be registered to said donor mare per year as long as all DNA type profiles are in harmony.
- E. Mares may be inseminated via transported fresh cooled semen, frozen semen or natural service. All mares must be filed on the annual Stallion Service Reports with ASPC/AMHR/ASPR.
- F. Donor mare owners must be members of ASPC/ AMHR/ ASPR in order to participate in an embryo transfer program.
- G. Permits and the rules published by the ASPC/AMHR/ ASPR must have a liability clause stating that all agreements, guarantees and representations are strictly between the stallion owner, the donor mare owner and the transfer facility. The ASPC/AMHR/ASPR does not endorse nor guarantee the use or participation in any particular embryo transfer program.

- H. All other rules and regulations pertaining to registration are applicable to the use of an embryo transfer program.
- I. The American Shetland Pony Club, Inc., Board of Directors approved these rules on January 1, 2004 for foals born in 2004 and after.

1.13 Artificial Insemination (A.I.)

- A. Permits for the use of A.I. will and must be issued for stallions participating in the program prior to any breeding via A.I. taking place.
- B. Stallion permits are a one-time fee of \$100.00 to the stallion owner. DNA typing of the stallion must accompany the application for a permit to use A.I. When ownership of a stallion changes a \$10.00 permit transfer and recording fee is charged.
- C. All mares and foals must be DNA typed prior to the application for registration being processed by the American Shetland Pony Club, Inc., American Miniature Horse Registry, or American Show Pony Registry. Registration of the foal will only be made if the foal's DNA type is in harmony with that of the sire and dam. In addition, all standard registration procedures will be followed. The A.I. Foal Addendum form or insemination report must accompany the foal's registration application.
- D. A Cooled/Frozen Semen Transportation, Collection, and Insemination report shall be filed with the registry within 10 days for each mare inseminated. Reports are a multiple NCR form available at no charge from the Registry Office.
- E. Stallion owners must file the annual standard Stallion Service Report with the Registry Office and designate on the report which mares were bred via A.I.
- F. Stallion and mare owners must be a member of the ASPC/AMHR/ASPR in order to participate.
- G. Permits and the rules published by the registry must have a liability clause stating that all agreements, guarantees, and representations are strictly between the stallion owner and the mare owner. The ASPC/ AMHR/ASPR does not endorse nor guarantee the use or participation in any particular A.I. program.

- H. The approval of Artificial Insemination will allow the use of A.I. on premises or off the farm.
- I. If A.I. and natural service are used within 42 days of each other, the resulting foal will be considered an A.I. foal unless otherwise by DNA testing.

1.14 Frozen Semen

The use of frozen semen will be allowed under the following rules:

- A. All requirements for A.I. permits must be completed before an annual permit for frozen semen use can be issued at a one-time fee of \$25.00. When the ownership of frozen semen changes; a \$5.00 permit transfer fee is charged per ampule or straw.
- B. Owners of frozen semen must be members of ASPC/AMHR/ASPR prior to A.I. use.
- C. All other rules and regulations pertaining to A.I. are applicable to the use of frozen semen.

1.15 DNA Typing

- A. DNA Typing for ASPC/AMHR/ASPR registered individual's animals can only be done through the American Shetland Pony Club, American Miniature Horse Registry, or American Show Pony Registry respectively. DNA forms can be obtained by contacting the ASPC/AMHR/ASPR Office. Forms are also available for download on www.shetlandminiature.com. DNA typing will be done via the University of Kentucky Serology Department, or University of California-Davis (UCD), or Animal Genetics, Inc., or may be done by any other official approved by the ASPC/AMHR/ASPR.
- B. These rules were approved by the American Shetland Pony Club Board of Directors on January 1, 2004 for foals born in 2005 and after.

1.16 Cloning

Horses produced by any cloning process are not eligible for registration. Cloning is defined as any method by which the genetic material of an unfertilized egg or an embryo is removed, replaced by genetic material from another organism or otherwise modified by any means in order to produce a live foal.

1.17 Suffix/Prefix and Duplicate Horse/Pony Names

The registered name of a horse/pony cannot be a duplication of any other registered name recorded on the records of the Registry. The name of the horse/ pony may be distinguished by a prefix or suffix which is not an exact duplication of a prefix or suffix which has been previously reserved by written request and payment of the required fee of \$200.00 to the Registry. The Board of Directors may adopt procedures and guidelines for the implementation of the prefix and suffix reservation process. Application form requests a listing of three choices for your prefix. Prefix choices are based on availability.

Suffixes are no longer available for purchase.

SECTION V

Violations, Protests, Disciplinary Actions

2021 Rulebook

of the

American Shetland Pony Club, Inc.

American Miniature Horse Registry

American Show Pony Registry

National Sport Performance Pony Registry

American Shetland Pony International Registry



Updated February 2022

SECTION V

VIOLATIONS, PROTESTS, DISCIPLINARY ACTIONS

1.1 Violations

Membership in the American Shetland Pony Club and participation in Club activities by non-members are privileges and carry with them certain responsibilities both in and out of the ring. Conduct by a member or non-member in violation of the Articles of Incorporation, Bylaws or Rules of the Corporation will subject the offending individual(s) to disciplinary action for the offensive conduct. In addition to the provisions contained elsewhere in these Rules, the following activities are considered violations of the Rules of the American Shetland Pony Club:

A. Failure to Pay

1. Failure to Pay when due, any obligation owed to the Corporation. This includes, but is not limited to registration fees, membership fees, advertising or other charges due *The Journal*, amounts due any sanctioned show, and the giving of a worthless check for entry fees, stall fees, office charges or other fees or charges, including bank charges for returned checks payable to the Corporation or to any sanctioned show.
2. Any person who makes payment with a nonnegotiable check or money order, or refuses to pay an entry fee, stall fee, etc., shall have their name and address reported in writing to the ASPC/AMHR/ASPR Office who will in turn notify the offender. Membership privileges shall be suspended if indebtedness is not settled within 30 days, the offender will be ineligible to show at any ASPC/AMHR/ ASPR show until the indebtedness is settled. The ASPC/ AMHR/ ASPR will publish the offender's name, address and suspension in *The Journal* the official ASPC/AMHR/ ASPR publication to notify other ASPC/AMHR/ ASPR shows of such action.

- B. **Providing False Information** – Providing false information to the Corporation for the purpose of registration or transfer of any animal registered with the Corporation or for any other purpose, including but not limited to sanctioning of shows or other events.
- C. **Finding by a Court of Law** – A finding by any court of law or administrative body such as a state or federal Department of Agriculture for cruelty or inhumane treatment of any animal, whether or not registered with the Corporation.
- D. **Misappropriation of Funds** – Misappropriation of corporate funds by a member or non-member.
- E. **Engaging in the Following Conduct** – Engaging in any of the following types of conduct, while participating in Club activities:
1. Offensive language or gestures.
 2. Physically assaulting another individual affiliated with the Club.
 3. Unsportsmanlike conduct, whether in or out of the show ring at any show sanctioned by the Corporation.
 4. Failing to treat officers, directors, employees or representatives of the Corporation with courtesy and respect.
 5. Cruelty or inhumane treatment of an animal, whether or not registered with the Corporation, in the show ring, stable area or show grounds will not be tolerated by the Corporation, and the offender may be barred from the show grounds for the duration of the show. It is the duty of the Show Steward to investigate alleged acts of cruelty or inhumane treatment. When practical, a veterinarian will inspect the animal(s) in question and submit a written report to the Steward. In the event a veterinarian is not available, the Steward and the Show Manager will inspect the animal and submit a written report to the Corporation. Only those instances of alleged abuse that are reported to the Corporation by a Steward in writing within five days of the completion of the Show will be referred to the Hearing Committee for consideration.

- F. **Defamatory or False Statements** – Making defamatory or false statements about another member or the Corporation.
- G. **Other Conduct** – Any other conduct deemed not in the best interest of the Corporation by the affirmative vote of a majority of the Board of Directors.

1.2 Disciplinary Procedure

Any member may be disciplined, censured, suspended for a period of time or fined when it shall have been established that such member has violated any provision of the Articles of Incorporation, Bylaws or Rules of the Corporation. Any non-member participating in Club activities may be disciplined or denied any or all privileges of the Corporation when it shall have been established that such non-member has violated any provision of the Articles of Incorporation, Bylaws, or Rules of the Corporation.

- A. Except as otherwise provided in the rules related to Stewards and Judges, the Hearing Committee shall have sole authority to investigate alleged violations. The Hearing Committee will act on complaints or reports that it receives when such complaints/reports are:
 - 1. in writing; and
 - 2. signed and dated by the individual(s) submitting said complaint/report.
 - 3. Additionally, individuals submitting complaints/reports to the Hearing Committee must agree to fully participate in any investigation or hearing that may be conducted by the Hearing Committee in order for the complaint/report to be acted upon.
- B. The Hearing Committee determines if there is sufficient cause to proceed with a hearing on the alleged violation. In the event the Hearing Committee determines that a hearing should be held, the Corporation shall give not less than five (5) business days' notice of the time and place for said hearing, at which time and place the individual shall have the opportunity, in person or in writing or via some other means, to present evidence on his or her own behalf and to hear and receive evidence against him or her.

1.3 Hearing Committee

The Hearing Committee shall set the date, time and location of the hearing.

- A. At the hearing, the Hearing Committee may receive evidence via live testimony, via telephone, in writing or via some other means such as videotape. Any person desiring to participate in the hearing via telephone should advise the Director of Operations of the Corporation at least forty-eight hours prior to the scheduled hearing. The notice should contain the name, address and telephone number of each individual who will testify via telephone. This provision is not intended to limit or preclude any other appropriate procedures for offering testimony or evidence at hearings.
- B. Continuances of any hearing shall be granted only at the sole discretion of the President of the Corporation.
- C. No member or non-member who is the subject of disciplinary procedures shall have the right to be represented by an attorney in connection with said disciplinary procedures.
- D. At no time, will the individuals involved in the hearing process attempt to contact by any means, members of the Hearing Committee or Board of Directors regarding their position or involvement in the event. Any and all communications Must be directed to Director of Operations.
- E. Upon completion of the investigation and hearing by the Hearing Committee, the Hearing Committee shall recommend their decision to the Board of Directors, which shall have final decision-making authority for all disciplinary matters.
- F. During the period of any suspension, probation or censure of membership privileges of a member or denial of participation in Club activities by a non-member, the following additional provisions shall apply:
 - 1. The individual shall not be eligible to participate in any Corporation event, including but not limited to meetings, shows or other Club activities.
 - 2. The individual shall not be eligible to hold approved Judges' or Stewards' credentials or any other Corporation accreditation.

3. Animals which are registered in the name of said individual, or are leased or otherwise associated with said individual in any manner, are not eligible to participate in any Corporation event.
 4. The individual member and other members in the same household shall not register or lease any animals, however the transfer of animals out of his/her name shall be allowed. Neither the individual nor their spouse, family members, partners or significant others may advertise in *The Journal*, nor may the individual's name or the names of his or her spouse, family members, partners or significant others appear in any advertisements in *The Journal* during the period of suspension. If publication or other factors make it impractical to stop advertising that is in violation of this Rule, then the advertising will be terminated as soon as is practicable.
 5. The individual shall not be eligible to serve as a Director or Officer of the Corporation during the time that said individual is subject to any disciplinary action, including suspension or probation.
 6. Written leases filed with the Corporation prior to the date of suspension covering animals owned by the individual shall be considered valid, and the signature of the lessee will be accepted during the term of such lease but for no renewal thereof.
 7. During the period of any suspension of privileges, failure to comply with these restrictions and any other conditions of said disciplinary action may constitute grounds for further disciplinary action.
- G. In connection with any disciplinary proceedings, the decision of the Board of Directors shall be published in *The Journal*.
- H. An owner or lessee may be subject to disciplinary action if his/her animal and third party (i.e. trainer/exhibitor) is found guilty of a repeat offense.

1.4 Responsibility/Liability

The Corporation will honor requests from members for copies of documents maintained by the Corporation only upon a showing of a proper purpose as required under the Illinois Not-For-Profit Corporation Act. Accuracy of records

furnished by the Corporation, either as hard copy, or on-line service, is warranted by the Corporation only to the extent of using its best efforts in the compilation thereof, and then solely for the benefit of the member requesting the record. All costs associated with the production of documents shall be borne by the member making the document request. Additionally, the Corporation reserves the right to refuse to produce any document that may be privileged from disclosure or which contain personal, financial or personnel data of individuals who have not consented to disclosure. Non-members shall have no right to receive copies of documents maintained by the Corporation other than through judicial means.

1.5 Litigation Expenses

The Corporation has adopted the following provision for the mutual benefit of members and with the intention of reducing the Corporation's litigation expenses, which expenses would ultimately be borne by members or non-members participating in Corporation activities.

Every member, by joining the American Shetland Pony Club, or non-member participating in any activity of the Corporation, does hereby agree as follows:

- A. If unsuccessful in an attempt to overturn or challenge the Corporation's Articles of Incorporation, Bylaws, Rules or decisions of the Board of Directors, to reimburse the Corporation for its reasonable attorneys' fees, court costs and all other expenses incurred in connection with such action, whether or not the matter is the subject of court proceedings.
- B. Any action related to the Corporation or any of its officers, directors, employees, members, representatives or agents shall be brought in a court located in either Tazewell or Peoria County, Illinois.

1.6 Show Protest

All protest shall be handled according to the following rules.

- A. Any protest must be made in writing to the Show Manager or the Show Steward prior to completion of next five classes with entries. The protest shall be accompanied by a \$200.00 deposit, which shall be returned to the protester in the event the protest is sustained. If not sustained, the local show management shall forward the \$200.00 to the ASPC/AMHR/ASPR National Office.

- B. Protests shall be adjudicated by a protest committee made up of all ASPC/AMHR/ASPR National Directors present, along with the Show Manager and Show Steward (provided none are parties in the protest)
- C. The protest committee shall promptly meet and adjudicate the issue, make an effective decision upon the parties in interest, and report its determination to all parties. A show protest committee may disqualify a person and/or his/her entries for the duration of the show.
- D. The decision of the protest committee may be appealed to the ASPC/AMHR/ASPR Board, with an additional \$150.00 fee. The decision of the ASPC/AMHR/ASPR Board is final.
- E. Protest must be made by the owner, trainer, or exhibitor of a horse who is in the same class where the protests occurred.

1.7 Height Protest

- A. If a horse's height is protested, the protest must be in writing, accompanied by a \$200.00 deposit.
 - 1. The horse in question must be brought to a place designated by the protest committee within one hour of notification. Forfeiture is not allowed on a protest!
 - 2. The horse must remain in full view of at least one show official or designated person, until protest is finally resolved.
 - 3. Horse may not be trimmed, medicated, ridden, exercised, or otherwise altered prior to final resolution of the protest. Any such alteration will result in the disqualification of the animal for the remainder of the competition, with forfeiture of all prizes and entry fees paid by the owner. Forfeiture is not allowed on protest.
 - 4. The horse shall be measured by the Show Steward (unless the Steward was the person who measured the horse in question, and then the protest committee shall appoint an official) with the same measuring stick as used at the show. The protest committee, the owner, trainer, or agent of the horse and the person filing the protest are to be present at the time of measuring.

5. If there is no discrepancy from the first measurement to the measurement after protest, the original measurement stands as official and a \$200.00 protest fee shall be sent to the ASPC/AMHR/ASPR Office with a report by the Show Steward.
6. If there is a discrepancy in measurements, the owner, agent, or trainer, of the horse may have the horse measured again (without paying a protest fee). The horse shall be repositioned and measured again. This measurement is final.
7. If a horse whose height is protested has left the showgrounds, all expenses related to an official re-measurement must be paid by the person requesting the measurement. Prior to measurement, a deposit of \$200 is required by the ASPC/AMHR/ASPR. The ASPC/ AMHR/ASPR will select a location and time (as convenient as possible) for the official measurement. The owner or trainer must deliver the animal to the location at his or her own expense. The measurement must be performed by at least two persons appointed by the ASPC/AMHR/ASPR including one registered Steward. Any animal submitted for an official measurement must show no evidence of lameness. The horse shall be measured in the same procedure described in the above rules of Height Protest. The person protesting is to be notified of the place and time of the measurement and has the option to be there or have a representative present. This measurement is final.
8. If the horse/pony has been shown, it is not permitted to move to another height class in the show.

1.8 Horse or Pony Parentage Protest

A pedigree protest must be made in writing to the ASPC/AMHR/ASPR Registry to the attention of the President, Board of Directors and Director of Operation.

- A. The protester must give their full name, address, current phone number, and email address along with their current membership number in the filing.
- B. A reason must be given as to why protester believes said Miniature or Pony isn't who is being represented on the registration papers.

- C. A \$5000.00 protest fee must accompany the protest and can be payable by Cash, Cashier's Check, Money Order, or Credit Card. This money will be held in a separate account until such time that the protest is resolved by the Board of Directors.
- D. The Miniature or Shetland pony being protested will be DNA tested either by blood or pulling of mane and tail hairs, and such DNA shall be "parent qualify" (PQ) tested.
- E. The test will be done by a certified veterinarian under a controlled environment with two witnesses besides the owner of the horse.
- F. The cost of the DNA will be the burden of the owner of the animal until such time that the DNA & PQ test comes back proving that said horse and pedigree does match up.
- G. Then all testing costs that the owner of protested horse incurred will be reimbursed out of the \$5,000.00 protest fee and if any attorney fees are accrued, then those will be paid out of the remainder of the protest fee.
- H. Once the DNA test returns the results of Miniature or Pony in question, then the President, Board of Directors and Director of Operation will rule accordingly.
- I. Protest fee will be returned if it is found that said Miniature or Shetland is found to NOT be what is represented, then the President, Board of Directors and Director of Operations will follow current By-Laws and rules regarding a member not in good standing and will act accordingly.

SECTION VI

Drug Rules

2021 Rulebook

of the

American Shetland Pony Club, Inc.

American Miniature Horse Registry

American Show Pony Registry

National Sport Performance Pony Registry

American Shetland Pony International Registry



SECTION VI

DRUG RULES

- A. The use of stimulants, depressants, or any drug affecting the showing of a horse in halter or performance is strictly forbidden. Exception: Therapeutic medication necessary for treatment of an illness or injury. The show management and Show Steward shall report to the ASPC/AMHR/ASPR Board any person known to have administered stimulants or depressants. The ASPC/AMHR/ASPR Board has the power to hold a hearing regarding such use and to issue such penalties as it deems necessary.
- B. All horses shown at ASPC/AMHR/ASPR shows are subject to drug testing and failure to comply by a trainer, owner, or agent is to be considered an admittance of guilt.
- C. All therapeutic medication given to a horse showing must be reported to the show management with such information as drug type, dose given, time given, etc. Many therapeutic medications will show up positive on a drug test and, if so, and it has not been reported, will be considered a forbidden substance.

SECTION VII

Judges

2021 Rulebook

of the

American Shetland Pony Club, Inc.

American Miniature Horse Registry

American Show Pony Registry

National Sport Performance Pony Registry

American Shetland Pony International Registry



Updated February 2022

SECTION VII

JUDGES

1.1 The Judges' Board of Governors

- A. The Board of Governors shall consist of a President appointed Chairman or Co-Chairs and Senior Members in good standing appointed by the Committee Chair(s).
 - 1. The Judges Committee shall consist of a President appointed Chairman or Co-Chairs and Senior Members in good standing appointed by the Committee Chair(s). The judges committee will be tasked with the continued education and training tools for judges and apprentices.
- B. The Judges' Board of Governors upon every application for enrollment, annual renewal, promotion or classification of Judges shall recommend to the Board of Directors whether they issue and/or renew a Judge's card for each applicant, and shall report their decision to the Director of Operations, but not to the Applicants. Each applicant shall be notified of the Board of Governors' decision. The Director of Operations shall then issue to the approved applicant a Judge's Card good for the current calendar year only.
- C. Questionnaire: The Board of Governors committee may send out questionnaires regarding the applicant to Licensed Judges, members of committees, references, and others as it may elect. All such questionnaires shall be returned to the Chairman of the Committee, who shall take necessary measures to ensure its proceedings and files are kept in strictest confidence.
- D. The names of all applicants and the divisions they are applying for may be published in *The Journal* and/or on the Website. Senior members of the Association are encouraged to advise the Judges as to the capabilities and integrity of an applicant, which is to be kept in strictest confidence.

- E. The Judges Board of Governors may review all Judges four times a year. At its discretion, the Board of Governors may recommend to the Board of Directors to refuse to issue or renew a Judge's Card at its expiration. In such instance, the fee will be returned to applicant.
- F. Temporary Cards: In emergency situations, the Judges Committee shall have authority to issue a temporary Judge's Card to an individual who is not currently an ASPC/AMHR/ASPR licensed Judge. Such situations shall be limited to instances in which a show would otherwise be canceled due to the unavailability of a licensed ASPC/ AMHR/ASPR Judge. In the event of the issuance of a temporary card, the card will be valid only for the duration of the show.

1.2 Licensed Judges

- A. The word "Judge" in these rules applies throughout to licensed Judges. Licensed Judges shall be of two (2) classes:
 - 1. "r" – All new approved Judges will receive an "r" designation beside their name in *The Journal*. This Judge will be on a probation period for the first 6 months that they begin judging. During that time if any illicit bad behavior or poor reviews are received, the Board of Governors may, at that time revoke that Judge's card. If that person wants to apply for a Judge card again, they must complete the apprentice requirements again. No Judge will be considered for promotion without having a Judge's card for a minimum of 4 years from the date they receive their Judge's card. They must adjudicate a minimum of 10 shows in that four-year period. The Judge then must request in writing to the National Office that they be considered for a promotion from small "r" to large "R" status. They must submit in writing a list of the shows and dates that they have judged to fulfill this requirement. Fulfilling this requirement does not mean the promotion will be granted. The Judges' Committee will confer the "R" designation based on the experience and performance of the Judge.

2. "R" – Is a judge who has met the criteria set forth above, and based on experience has been recommended by the Board of Governors for promotion to the Board of Directors.
- B. Any Judge may be licensed in one or more Divisions by an "R" or "r". Only licensed Judges in good standing may officiate at recognized competitions in those divisions covered by the rules and specifications of the current Rulebook. An approved Judge is an individual member of the ASPC/ AMHR/ASPR who is so classified in one or more divisions by the Judges Committee. He is entitled to officiate alone at any sanctioned show in the division in which he is registered. Only ASPC/AMHR/ASPR Judges may officiate at ASPC/AMHR/ASPR approved shows.
 - C. To receive the annual Judge's Card, an approved Judge must be a current member of the ASPC/AMHR/ASPR, and in good standing. Failure to renew a Judge's membership shall be cause for being dropped from the Roster of Judges. If a period of less than three (3) years from March 1st has passed, the former licensed judge must take a test, attend one clinic, and pay judges dues to have his/her card reinstated pending the approval of the Judges Board of Governors, and the ASPC/AMHR/ASPR Board of Directors. If three years have passed, the former licensed judge must apply as a new applicant.
 - D. Licensed Judges must judge at least one ASPC/AMHR/ASPR sanctioned show or attend an ASPC/AMHR/ASPR clinic in the preceding two (2) years. The Board of Governors may require all Judges who do not officiate at an ASPC/AMHR/ASPR Recognized Show within two years after obtaining a license or, for any two-year period thereafter, to re-apply for a license in order to retain their recognized status.
 - E. All Judges must attend an ASPC/AMHR/ASPR Judges clinic once every three years.
 - F. Judges who have a Judge's card for the current annual year may commit to judge a show or shows in the upcoming annual year so long as he or she pays the annual licensing fee by the deadline of December 31st of the current year, and otherwise complies with the rules

governing Judges. Any other individual, (including Apprentice Judges), who takes a show before paying the annual licensing fee applicable to the show in question, or who does not possess a Judge's card at the time he or she commits to judge a show, will be fined \$50.00. Judge's annual licensing fees are not to be paid for by show management. Any Judge's dues not paid by January 2nd of the year in question will be charged \$100.00 plus the Judge's fee.

- G. ASPC/ASPR Congress Judge(s) Refer to Section XVI, 1.2 for Judges selection and criteria.
- H. AMHR National Show Judge(s) Refer to Section XVI, 1.3 for Judges selection and criteria.
- I. National Area Show Judge(s) Refer to Section XVI, 1.1 for Judges selection and criteria.

1.3 Apprentice Judge

A. Procedure:

- 1. Application must be made on the official form and accompanied by the required fee, which is non-refundable.
- 2. All applicants must take an examination and receive a mark of 95% or better. The completed exam must be returned to the ASPC/AMHR/ASPR Office within 30 days from the date of receipt.
- 3. A new Apprentice Judge must do three (3) or more shows in two (2) areas and must be under three (3) different Judges. All applicants must apprentice under a current carded ASPC/AMHR/ASPR large "R" Judge.
- 4. It is required that all Apprentice Judges notify the Judges Committee of all the shows they will be apprentice judging for their Judge's card. Permission must also be obtained from both the show management and the Licensed Judge that they will be apprenticing with. Up to two (2) apprentice judges will be allowed per show that has two (2) or more judges. Only one apprentice may be assigned to a judge.
- 5. Apprentice judging is not permitted inside the ring at the ASPC/ASPR Congress, the AMHR National Show, or at any National Area Show. All new apprentice judges will, in addition to three (3)

apprenticeships, apprentice outside the ring at the ASPC/ASPR Congress or any other show approved by the Board of Governors for consideration of being awarded their Modern card.

6. Apprentice Judges must apprentice all classes within a Division: Halter, Driving (Pleasure, Harness & Roadster), Showmanship, Riding, Hunter, and Jumper.
7. An Apprentice Judge cannot apprentice at a show where they, their family or clients are competing.
8. During the judging apprenticeship process, Apprentice Judges must abide by all rules and regulations that apply to judges

1.4 Regulations Governing Judges

- A. A Licensed Judge shall not be an exhibitor, rider, driver, Steward, or manager at any show at which he is officiating, whether or not the classes in which he officiates are conducted under ASPC/AMHR/ASPR rules.
- B. No Judge may officiate in any competition in which a family member is the manager of the recognized ASPC/AMHR/ ASPR show.
- C. No member of a Judge's family or any of the judge's clients, or their family's clients may compete as an exhibitor, rider, driver, handler or owner of lessee in any division unless relationship is terminated 30 days prior to the competition.
- D. No ASPC/AMHR/ASPR carded Judge, or a Judge holding a Judging card with any other equine association (includes donkeys and zebras) may hold an amateur card, nor can they show in amateur classes at any ASPC/AMHR/ASPR sanctioned shows.
- E. No horse may be shown before a Judge that has been sold by said Judge or by his employer within a period of three (3) months prior to the show.
- F. No horse may show before a Judge that has been trained by said Judge within the period of three (3) months prior to the show.
- G. No one may show before a Judge who has received or has contracted to receive a remuneration for the sale, purchase or lease of any horse to or from, or for the account of such person within a period of one month prior to the

- show unless the sale or purchase has been made at public auction and the sales company is paid directly for the horses or ponies.
- H. No one may show before a Judge who boards, shows or trains any horse under said person's ownership or lease, within a period of one month prior to the show. Stud fees and broodmare board excluded.
 - I. No Judge may be a house guest of a person who is exhibiting at the competition or whose family is exhibiting at such competition.
 - J. Judges will arrive at the show grounds no more than one hour prior to the commencement of the first class that he or she will judge, and should refrain from speaking with any exhibitors when not judging a class.
 - K. Judges will refrain from interacting with exhibitors between classes, and will avoid attending any social functions that may be conducted in conjunction with the show.
 - L. Judges are not to have any communication with each other until after all Judges' cards are turned in for that class. Once cards have been turned in by the Judge(s) to the ring official, there shall be no changes in the cards except those made by the Judge while still on the show grounds and initialed by same.
 - M. Judges should promptly leave the show grounds upon conclusion of his or her duties at the show
 - N. No Judge may discuss with an exhibitor the purchase, sale or lease of any horse during a competition at which he is judging.
 - O. Failure of a Judge to attend a show to which he is committed, to perform his/her duties, and to officiate in the classes to which he is assigned shall constitute cause for disciplinary action, by the Board, except in cases of extreme emergency.
 - P. A Judge may not visit the horses' stall area, witness the measuring of animals, inspect, or discuss any horse entered in the show before the judging, nor shall a Judge review the show program until after the judging has been completed. Prior to the judging, however, each Judge

shall be furnished with a schedule of events by the show management.

- Q. Judges should dress appropriately. Sleeveless tank tops and jeans are not appropriate.
- R. The judge will dismiss any unsafe entry whether due to equipment or behavior of the animal. A Judge must order from the ring any unruly horse, or one whose actions threaten to endanger other exhibitors or their entries. For Safety reasons in any class where the exhibitor does not have control of their horse, it is up to the Judge to excuse the exhibitor. An exhibitor cannot protest this action.
- S. A Judge will complete their judge's cards as follows:
 - 1. Judges will note number of horses in the class.
 - 2. Judges will note all horses disqualified through the required placing(s)/ribbons with the letters "DQ" and the back number of the horse disqualified.
 - 3. Judges will sign each card.
 - 4. Judges will tie one additional place than the ribbons awarded.
 - 5. Judges will initial all corrections.
 - 6. Judges will place an "X" on cards with no class entries.
 - 7. Judges cannot tie placings in a class, this will DQ both placings.
- T. Headers are a safety element for many driving classes, as such during inspection in line-up judges will refrain from walking between the header and the horse or pony, and encourage headers to step forward if they are too far removed to assist should the need arise.
- U. A judge may be required to assist a Steward by examining an animal for registration.
- V. A Judge who also holds an ASPC/AMHR/ASPR Steward's card cannot officiate the first day of a show as a Steward, and then officiate as a Judge on the second day at the same location on consecutive days. The Judge/Steward can officiate as a Judge on the first day of the show, and then as a Steward on the second consecutive day at the same location.

1.5 Guidelines for the Disciplining of Licensed Judges

On receipt of a written complaint that a licensed ASPC/AMHR/ASPR Judge has failed to conduct a class in accordance with the specifications or has failed to perform his or her duties according to the rules, the Judges' Board of Governors shall investigate the complaint, and if deemed necessary, will refer the matter to the Hearing committee for a hearing. The complaint must be made in accordance with the rules. In the event that the accused is found guilty at the hearing, he/she may be censured and/or have his/her Judges card revoked by the Board of Directors. Notice of such revocation will be printed in *The Journal*. Any further penalty will be issued by the Hearing Committee. At the discretion of the Hearing Committee, a Judge who is accused of wrong doing pursuant to this section may have his/ her Judges card temporarily suspended for a period not to exceed forty-five (45) days pending a full consideration of the matter by the Board of Directors.

- A. If a licensed Judge is found by the Board of Governor and/ or Committee to be in violation of the Rulebook or professional behavior expected of this position, he/she will be disciplined in the following manner.
 - 1. First Offense: Judge will receive a written letter of discipline and have said letter placed in his/her file.
 - 2. Second Offense: Judge will receive a written letter of discipline and pay a fine of \$25.00-\$50.00 and the letter will be placed in his/her file.
 - 3. Third Offense: Judge will receive a written letter of discipline and must pay a fine of \$50.00-\$100.00 and the letter will be placed in his/her file.
 - 4. Fourth Offense: Judge's license will be recommended to be revoked for a minimum of one year or permanently depending on the seriousness of the offenses. The National Board of Directors will handle this decision at their next board meeting.
 - 5. Failure to pay these fines will result in the loss of his/her license.
- B. A licensed judge who commits a serious offense may have his/her license pulled at any time if warranted. The Judges Board of Governors will present their findings to the National Board of Directors and the Board of Directors will make the final decision at their next meeting.

The judge in question cannot contract any new ASPC/AMHR/ASPR Shows until the matter is resolved.

1.6 Responsibilities of Judges

- A. Good judging depends upon a correct observance of the fine points and the selection of the best horses for the purpose described by conditions of the class. A Judge serves three (3) interests: his/her own conscience, the exhibitor, and the spectators. He/she should make clear to the audience that the best horses win. The attention of Judges is directed to the difference in requirements covering maiden, novice, limit, amateur, youth, junior, and ladies' classes versus open classes. These differences should be considered when adjudicating classes. A Judge is obligated to adjudicate each class in conformity with the rules and specifications of that class as they appear in the ASPC/AMHR/ ASPR Rulebook. He/she is expected to be proficient in his/ her Division and to possess a thorough knowledge of the rules of the SPC/AMHR/ASPR.
- B. The decisions of each Judge constitute solely his/her individual preference and not a verdict by the ASPC/AMHR/ASPR. Judge's decisions may not be protested.
- C. No one shall approach a Judge with regard to a decision unless first obtaining permission from the Show Steward who shall arrange a meeting with the Judge at a proper time and place. The Steward must be present with the Judge at all meetings. No exhibitor has the right to inspect the Judge's cards without the Judge's permission.
- D. Conduct on the part of any exhibitor or trainer of a detrimental, unsportsmanlike or abusive nature will be reported immediately to show management by the judge or steward.

Mandatory that all licensed Judges maintain an updated certification in Safe Sport.

SECTION VIII

Stewards

2021 Rulebook

of the

American Shetland Pony Club, Inc.

American Miniature Horse Registry

American Show Pony Registry

National Sport Performance Pony Registry

American Shetland Pony International Registry



Updated February 2022

SECTION VIII

STEWARDS

1.1 The Stewards Committee

- A. Shall recommend to the Board of Directors every application for enrollment, annual renewal, promotion, and classification of Stewards and report its decisions to the Director of Operations, but not to the Applicants. The Director of Operations shall issue to the approved applicant a Steward's Card good for the current calendar year only.
- B. Shall recommend to the Board of Directors whether to issue and/or renew a Steward's card for each applicant. Each applicant shall be notified of the Committee's decision.
- C. Shall consider new applications made on the official form and accompanied by the required fee, which is non-refundable. If approved, the applicant will be furnished an examination paper, which must be completed and returned to the ASPC/AMHR/ASPR Office within thirty (30) days from the date of receipt.

1.2 Recognized Stewards

- A. Definition – The word Steward in these rules applies throughout to a recognized Steward as a representative of the ASPC/AMHR/ASPR at a show.
- B. The Steward must be physically capable of performing the duties required of an official ASPC/AMHR/ASPR Steward.
- C. A recognized Steward must be a current senior member of ASPC/AMHR/ASPR in good standing. Failure to renew a Steward's membership by the deadline of March 1st of the current year shall be cause for being dropped from the roster of Stewards.
- D. Each approved ASPC/AMHR/ASPR show is required to employ and compensate an ASPC/AMHR/ASPR Steward. Only ASPC/AMHR/ASPR Stewards may officiate at

ASPC/AMHR/ASPR approved shows, with the exception of USEF approved shows where a USEF Steward will officiate those classes. The ASPC/ASPR Congress is required to employ at least two licensed large “R” stewards that will use two certified measuring sticks. The AMHR National show will be required to employ at least three licensed large “R” stewards that will use three certified measuring sticks.

- E. Temporary Cards – In emergency situations, the Stewards Committee shall have the authority to issue a temporary Steward’s card to an individual who is not currently an ASPC/AMHR/ASPR Licensed Steward. Such situations shall be limited to instances in which a show would otherwise be canceled due to the unavailability of a Licensed ASPC/AMHR/ASPR Steward. In the event of the issuance of a temporary card, the card will be valid only for the duration of the show.

1.3 Application

- A. Each applicant must take the Steward’s exam and receive a score of 95% or better.
- B. Each new applicant must apprentice at two (2) sanctioned shows. This must be done within one (1) year of notification of passing the written exam. The applicant **MUST** also attend a Steward’s Clinic before being granted a card. A Licensed Steward shall be carded for either Miniature or Shetland division or both after all apprenticing and clinics have been completed.
 - 1. If only applying for an AMHR card, applicant must apprentice at two (2) AMHR sanctioned shows under two (2) different ASPC/AMHR/ASPR large “R” Stewards in two (2) different areas.
 - 2. If applying for an ASPC/AMHR/ASPR card, applicant must apprentice at two (2) ASPC/AMHR/ASPR sanctioned shows under two (2) different ASPC/AMHR/ASPR licensed large “R” Stewards in two (2) different areas.
- C. Approval to Apprentice Steward at a particular show must first be obtained from both show management and the Licensed Steward.

- D. Apprentice Stewards are not permitted at the ASPC/ASPR Congress or the AMHR National Show.
 - 1. An Apprentice Steward may apprentice at any National Area Show with the approval from the Stewards Committee, the show management and licensed big “R” Steward.
- E. The name of each Steward applicant, after completion of apprenticeship, will be published in *The Journal*. Senior membership of the Association is encouraged to advise the Stewards Committee as to the capabilities and integrity of an applicant.
- F. Final review of applicants will be made by the Board of Directors twice a year, at the annual meeting and the March meeting, before Steward Licenses are issued.

1.4 Renewal

- A. ASPC/AMHR/ASPR Stewards must attend one ASPC/AMHR/ASPR clinic every five (5) years to retain their Steward’s license.
- B. Only sanctioned ASPC/AMHR/ASPR shows officiated by a Licensed Steward will count toward a Steward’s “R” rating.
- C. An individual who has allowed their ASPC/AMHR/ASPR Steward’s license to lapse for one year or longer must re-apply for a license and must take the written test and apprentice one (1) sanctioned ASPC or AMHR show (Shetland or Miniature).
- D. Stewards that have not had a Steward’s license for two (2) years (24 months) shall not be granted an Apprentice Steward, nor will any Steward that has not officiated at two (2) sanctioned Shetland shows and two (2) sanctioned Miniature shows within the two (2) years (24 months).
- E. The Stewards Committee will require all Stewards who have not attended an ASPC/AMHR/ASPR Steward clinic within the last five (5) years, or officiated at an ASPC/AMHR/ASPR sanctioned show within three (3) years after obtaining a license, or for any three (3) year period thereafter, to re-apply for a license in order to retain their recognized status. Failure to attend a Steward’s Clinic once every 5 years shall be cause for the steward to be

dropped from the Roster of Stewards. They must take the written test and apprentice one (1) sanctioned ASPC or AMHR show (Shetland or Miniature).

- F. The Stewards Committee shall carefully review all applications for renewal and consider all letters of complaint from members. The Stewards Committee and/or the ASPC/AMHR/ASPR Board of Directors may at its discretion refuse to issue or renew a Steward's card at its expiration. In such an instance, the renewal fee will be returned to the applicant.
- G. USEF Stewards are not recognized as licensed ASPC/AMHR/ASPR Stewards, except at sanctioned USEF Shows. USEF Stewards may apply for an ASPC/AMHR/ASPR Stewards application and will be required to take the written test and apprentice at one (1) sanctioned AMHR Miniature Show.

1.5 Fees

- A. Stewards who have a Steward's card for the current annual year may commit to serve as Steward for a show or shows in the upcoming annual year so long as he or she pays the annual licensing fee and otherwise complies with the rules governing Stewards. Any other individual, including Apprentice Stewards, who take a show before paying the annual licensing fee applicable to the show in question, or who do not possess a Steward's card at the time he or she commits to a show, will be fined \$50.00 each show. Any Steward's dues not paid by January 2nd of the year in question will be charged \$100.00 plus the Steward's fee.

1.6 Steward Classifications

- A. Stewards that have had their ASPC/AMHR/ASPR Steward's license for less than two (2) years will receive an "r" designation beside their name in *The Journal*.
- B. Stewards that have had their ASPC/AMHR/ASPR Steward's license for more than two (2) years will be eligible for an "R" designation beside their name in *The Journal*.
- C. Before promotion can be obtained for an "R", licensed Stewards must have officiated at two (2) sanctioned Shetland shows for a Shetland "R" and two (2) sanctioned

Miniature shows for a Miniature “R” within a two-year span of time.

- D. Attendance at an ASPC/AMHR/ASPR Steward Clinic will count for retention of a Steward’s license for both Shetland and Miniature Divisions, but does not count toward the requirement of show officiated for an “R” rating.
- E. ASPC/AMHR/ASPR Stewards will be designated as Shetland Stewards (SP) and Miniature Stewards (MH), each will be classified independently.
- F. Each new Steward is required to acquire a certified measuring stick with an assigned number on it.

1.7 Complaints

- A. On receipt of a written complaint that a recognized ASPC/ AMHR/ASPR Steward has failed to attend a show or perform his or her duties according to the rules, the Stewards Board of Governors shall investigate the complaint, and if deemed necessary, will refer the matter to the Hearing Committee for hearing. The complaint must be made in accordance with the rules.
 - 1. In the event that the accused is found guilty at the hearing, he/she may be censured and/or have his/her Steward’s card revoked by the Board of Directors. Notice of such revocation will be printed in *The Journal*. Any further disciplinary proceedings will be handled by the Hearing Committee.
 - 2. At the discretion of the Hearing Committee, a Steward who is accused of wrong-doing pursuant to this section may have his/her Steward’s card temporarily suspended for a period not to exceed forty-five (45) days pending a full consideration of the matter by the Board of Directors.
- B. Any Steward officiating at a show, after being suspended or expelled from the ASPC/AMHR/ASPR, shall automatically forfeit his Steward’s card and be disbarred from officiating at recognized shows.
- C. Failure of a recognized Steward without due cause to attend the show or perform his duties in accordance with the rules shall constitute cause for disciplinary action.

1.8 Disciplinary Action

- A. The Stewards Board of Governors shall include six individuals: Chairman of the Steward Committee, and 5 licensed Stewards, selected by the President.
- B. The Stewards Board of Governors and/or the Board of Directors being duly notified of a request for disciplinary action against a licensed ASPC/AMHR/ASPR Steward may, after the due process hearing, revoke by majority vote said Steward's license.
- C. Guidelines for the Discipline of ASPC/AMHR/ASPR Licensed Stewards. If a licensed Steward is found by the Steward Board of Governors to be in violation of the Rulebook or professional behavior expected of this position, he/she will be disciplined in the following manner.
 - 1. First Offense: Steward will receive a written letter of discipline and have said letter placed in his/her file.
 - 2. Second Offense: Steward will receive a written letter of discipline, must pay a fine of \$25.00-\$50.00, and the letter will be placed in his/her file.
 - 3. Third Offense: Steward will receive a written letter of discipline, must pay a fine of \$50.00-\$100.00, and the letter will be placed in his/her file.
 - 4. Fourth Offense: Steward's license will be recommended to be revoked for a minimum of one year or permanently, depending on the seriousness of the offense(s). The National Board of Directors will handle this decision at their next board meeting.
- D. Failure to pay these fines will result in a loss of his/her license.
- E. This does not mean that a licensed Steward who commits a serious offense cannot have his/her license revoked on the first offense. The Stewards' Board of Governors will present their findings to the National Board of Directors and the Board of Directors will make the final decision at their next meeting. The Steward in question cannot contract any new ASPC/AMHR/ASPR Shows until the matter is resolved.

1.9 Conflict of Interest

- A. The following people at an ASPC/AMHR/ASPR show are ineligible to serve as Stewards: chairman, secretary, other officer, manager or other show employees, judge or exhibitor at that show.
- B. No member of a Steward's family may show where the Steward is officiating.
- C. No clients of a Steward may compete as an exhibitor, rider, driver or handler at any show where the Steward is officiating. Stud fees and broodmare board excluded.
- D. No pony/horse owned by a Steward and/or family member can show at any show where he/she is officiating.
- E. All owner/lessee relationships on animals involving the Steward must be affected or terminated 30 days prior to the event those animals entering in a show competition at which the Steward is officiating.
- F. No pony/horse may be shown that has been contracted by the Steward to receive a remuneration for the sale, purchase or lease of any pony/horse to or from, or for the account of such person within a period of 30 days prior to the show unless the sale or purchase has been made at public auction and the sales company is paid directly for the ponies or horses.
- G. No Steward may be a house guest of a person who is exhibiting at the competition or whose family is exhibiting at such competition where the Steward is officiating.
- H. No individual who is directly or indirectly associated with a company or organization that acts as Show Manager for a show may serve as Steward for that show. The terms "company" and "organization" mean any unity that has as one of its purposes, the performance of duties related to horse show management and shall include, but not be limited to, sole proprietorships, general and limited partnerships, corporations (both for profit and not-for-profit) and limited liability companies.
- I. Remuneration and expenses paid to a recognized Steward shall not affect the amateur status of the recipient as an owner or exhibitor.

1.10 Performance of Duties – Judges

- A. Steward should not dictate to the Judges or management, but should immediately report to the appropriate officials any violations of the rules which might invalidate a class.
- B. A Steward should remain available to Judges, exhibitors and management at all times to clarify the application of ASPC/AMHR/ASPR rules and investigate any situation where the rules are not upheld.
- C. The Steward's responsibility is to ascertain that all Judges are licensed in the divisions they are hired to judge.
- D. The show management shall designate a suitable, convenient area in which the Judge may rest between classes, so located as to be free from disturbance by exhibitors and/or spectators. The Steward and/or show management shall be responsible for enforcing this rule.
- E. Any exhibitor or trainer is prohibited from speaking to the Judge regarding the placement of animals. If such a conversation is deemed necessary by an exhibitor or trainer, he may make arrangement with the Steward who will designate the time and place of the meeting. The Steward must be present at this meeting.

1.11 Performance of Duties Measurements and Paperwork

- A. Only measurements recorded by the Official Show Steward, at sanctioned ASPC/AMHR/ASPR Shows, are recognized. (Authorized Stewards can only officially measure animals at sanctioned ASPC/AMHR/ASPR shows where they are contracted to steward.) Note exception: inspection and measuring for a Miniature Hardship is not required to take place at a sanctioned show.
- B. Show management is responsible for furnishing the Show Steward with a witness, preferably a member of the Horseshow Committee or the organization sponsoring the show, for the measuring of all horses/ponies requiring measurements.
- C. The Steward's responsibility is to measure, with a witness present, all animals required to be measured. No back numbers will be released until all necessary

measurements have been completed. It is the Stewards responsibility to have sufficient measurement forms. Additional forms can be acquired from the National Office.

- D. It is the Steward's responsibility to furnish the ASPC/AMHR/ASPR with a Registration Correction Report on any animal that does not match the description on their registration papers and are not expired papers.
- E. American Show Pony Registration forms for the American Show Pony may be acquired from the Steward, for an eligible pony to be temporarily registered at the show, until registration papers are received from the National Office.
- F. Cards Required:
 - 1. Amateur cards are required. Exhibitors can apply for an Amateur card at any sanctioned ASPC/AMHR/ASPR show prior to amateur classes and be allowed to show. To become an amateur, exhibitor must be a current member of ASPC/AMHR/ASPR and furnish proof of the same. A Steward and/or show management will collect \$15 (US Funds) per application, and forward the application and fee to the National Office with their Steward Report.
 - 2. Youth may show without a youth membership. However, points and placings will not be entered by the ASPC/AMHR/ASPR and youth are not eligible for any ASPC/AMHR/ASPR Youth Awards.
 - a) Youth may apply for membership with the Show Steward.
 - b) There is no fee for Youth Membership.
- G. The Steward's responsibility is to furnish the ASPC/AMHR/ASPR with a written report (on the form furnished by the club) as to the conduct of the show, including any offense or violation of the rules (even if a protest was not filed), measurement forms, ASPR applications, member applications, and Amateur applications.
- H. Reports must be mailed (Postmarked) within 5 days after the completion of the show. If two or more Stewards are used at a show each Steward must individually file a report, after 5 days a late fee will be assessed.

1.12 Performance of Duties – General

- A. Dress: Show officials should dress in correct attire. Recognized Stewards are representatives of ASPC/AMHR/ASPR and should dress appropriately. Shorts, skorts, jeans, skirts above the knee, T-shirts and strapless tops are not considered correct attire. No stable, farm, individual name, animal name, or business promotional apparel may be displayed on a Steward. Footwear should be appropriate for the purpose. Closed toe/heel foot attire is required.
- B. All show officials must wear identification and be easily identified as an official of the show.
- C. A Steward is the representative of the ASPC/AMHR/ASPR and should point out in a diplomatic manner any instance where club rules are not enforced.
- D. Stewards are required to have a current copy of the ASPC/ AMHR/ASPR Rulebook at all sanctioned ASPC/AMHR/ ASPR shows where they are officiating.
- E. It is the Steward's responsibility to verify that show management has posted emergency numbers for veterinarian, blacksmith, and doctor/EMT/ambulance at the show office, and that performance patterns and course designs are posted two hours prior to specific classes.
- F. It is the Steward's responsibility to make routine inspections of the stable and trailer areas.
- G. All eligible first and second place class halter winners must compete in their respective Championship classes, or forfeit their winnings, unless excused by show management or a Steward.
- H. It is the Steward's responsibility to inspect the show ring and make certain that no unsafe conditions exist. Items not allowed along the inside show ring rail include, but are not limited to, the secretary/announcer table, ribbon tables, award tables, storage of obstacles or jump equipment, etc.
- I. It is the Steward's responsibility to inspect all courses to ensure the technical details are in accordance with ASPC/ AMHR/ASPR regulations. i.e., Hunter, Jumper, Halter Obstacle, Driving Obstacle, and Precision Driving classes.

- J. It is the Steward's responsibility to time Liberty classes, and to be in possession of a timer. The Steward should be in the same location as the Judge(s) to adjudicate the class. Timing will begin when the halter is removed, (not when the music starts). The show announcer will announce TIME when the 1½ minutes performance time has ended to signal the exhibitor that they can begin the catch. Continue to time the catch. When the 2-minute catch time has elapsed, the show announcer will announce TIME to signal the end of the catch if the animal has not been caught. If the catch is not completed in the 2-minute allotted time frame, the exhibitor is disqualified.
- K. It is the Steward's responsibility to act as the Official Timer at the show i.e., Jumper, Hunter, Halter/Obstacle courses, etc.
- L. The Steward or Ringmaster shall be held responsible for supervising and recording a "Time Out" if an official timer is not available. (USEF Rule Book, GR833). A competitor is entitled to request a time-out for a period not to exceed five minutes in aggregate (no more than one time in a class) in order to repair broken equipment, replace a shoe or rectify a similar accident. The exhibitor must go to the center of the ring for any such emergency which will constitute a request for time out. Time shall be taken from the moment the exhibitor goes to the center of the ring except in the event of a pony casting a shoe. Time shall not start until the farrier or his assistant touches the shoe or the pony. No more than 3 minutes will be allotted to find a shoe. If at the expiration of five minutes, the repair has not been made, or the shoe has not been located, the contestant may proceed as is or be eliminated. Any exhibitor not involved in a "time out" may make minor adjustments that can be performed with the assistance of one attendant and not be charged with a "time out".

1.13 Show Duties – Protests/Violations

- A. The Steward's responsibility is to enforce the rules of the ASPC/AMHR/ASPR.
- B. Without waiting for a protest, the Steward's responsibility is to report to the show management any misrepresentation or substitution of an entry.
- C. The Steward's responsibility is to report to the show committee any offense or violation of the rules and pursue charges against the violator if the violation is not properly handled by the show management.
- D. The Stewards responsibility is to ensure all violations are reported to the ASPC/AMHR/ASPR and written report filed. All show officials, the Judge, Steward and Show Manager are to be notified of any incidents.
- E. Conduct on the part of any exhibitor or trainer of a detrimental, un- sportsmanlike or abusive nature will be reported immediately to management by the judge or steward. Management may suspend the offender for the duration of the show. Said offense must be reported to ASPC/AMHR/ASPR office in writing by the steward. The offender shall be subject to such additional penalties as the Hearing Committee may affirm, including, but not limited to censure, suspension, expulsion or forfeiture of prizes.

Mandatory that all licensed Stewards maintain an updated certification with Safe Sport.

SECTION IX

Measurements

2021 Rulebook

of the

American Shetland Pony Club, Inc.

American Miniature Horse Registry

American Show Pony Registry

National Sport Performance Pony Registry

American Shetland Pony International Registry



Updated February 2022

SECTION IX

MEASUREMENTS

1.1 General Rules

All exhibitors must carry a current ASPC/ AMHR/ASPR measurement card for each pony/horse and present that measurement card to show management before back numbers will be issued.

- A. An ASPC/AMHR/ASPR Steward is required to follow all rules, regulations and specifications governing horse/pony measurements at all recognized shows.
- B. All Horses and Ponies not in possession of a measurement card, and all animals with permanent measurement cards, must be validated each competition show year, at the first sanctioned ASPC/AMHR/ASPR show where the animal is shown. Only permanent measurement cards issued after January 1, 1997 for Shetlands and Show Ponies are valid.
- C. Stewards must use an official ASPC/AMHR/ASPR measuring stick. The certified measurement stick number must be recorded after the Steward's signature on the measurement form and validation of permanent card, as well as recorded on the Steward's report. Only sticks certified by the ASPC/AMRH/ASPR may be used for official measuring. Each Steward is required to have their own certified measuring stick.
- D. All animals must be measured at the show with the same official stick.
- E. Management shall announce the time and place for measurements. Upon inspection, the Steward has the discretion to change the measuring location or measuring surface to meet ASPC/AMHR/ASPR regulations.
- F. The Steward is empowered to bar a pony from showing if owner or agent refuses to have the pony measured. The Steward's decision shall be final and the management of the show must accept the decision of the Steward. Failure to do so may result in loss of the show's classification.

- G. In the event a complaint or disagreement regarding measurement cannot be resolved by the Steward and the one witness, another witness should be selected in the same manner. If the complaint or disagreement still cannot be resolved, the matter will be written and sent to the ASPC/AMHR/ASPR Hearing Committee.

1.2 Measurement Cards

Permanent cards will be issued for Ponies & Horses six (6) years old and older.

1.2.1 Miniature Horse

All permanent measurement cards must be validated each competition show year at the first sanctioned AMHR Show the animal is shown. At the time of validation, the Steward must see the registration paper, the original permanent measurement card, and the animal to be measured. Date, measurement, stick number, and signature of the Steward will be placed on the back of the card. Only the original ASPC/AMHR/ASPR permanent card will be accepted by the Official Steward, or re-measurement will take place.

1.2.2 Modern, Modern Pleasure, Classic, Foundation

- A. Permanent measurement cardholders must have their heel validated each competition show year at the first sanctioned ASPC/AMHR/ASPR show that the animal is shown, and have heel measurement checked every 60 days during the show season. At the time of validation, the Steward must see the registration paper, the permanent measurement card, and the pony for a heel measurement (always measure the heel of the left front foot while it is firmly resting on the measuring surface). Date, heel measurement, stick number and signature of the Steward will be placed on the back of the card. Only the original ASPC permanent card will be accepted by the Official Steward or re-measurement will take place. (Note: American Show Pony heels are not measured).
- B. Annual cards will be issued to Ponies & Horses five (5) years old and younger. Annual cards are valid for a sixty (60) day period. The measurement form has space provided to record dates of measurement every 60 days.

- C. No measurement cards will be issued from the measurements at the ASPC/ASPR Congress or the AMHR National Show.


1.2.3 National Sport Performance Pony

The NSPPR pony must be measured each competition year. Measurements must be performed by the ASPC/AMHR/ASPR Steward and recorded on the measurement form.

1.3 Measurement Protocol

- A. At the time of measurement, the exhibitor is required to present to the Steward:
 - 1. The original registration paper of the animal or a photo static copy of the same (no registration papers, no official measurement, no showing). With the exception of measurement, all other information necessary to complete the form can be taken from the registration paper. The Steward must see the registration paper, should check the description of the animal being measured and determine if it matches the animal being measured.
 - 2. For show purposes, all foals of the current year who will be shown at a sanctioned show, scheduled to be held prior to July 1st, of the current year, and do not possess registration papers or photocopies of same, must present the following criteria to Show Management before they will be allowed to show.
 - a) A copy of the Application for Registration
 - b) A copy of the Official Work Order
 - c) A copy of the check or form of payment method
 - 3. On or after July 1st of the current year, all foals of the current year, who are to be shown at a sanctioned show, must present show management with an Original Registration or a photocopy of the same in order to show.
- B. If the animal is obviously not the one described on the certificate, the Steward should question the owner or exhibitor immediately. If in the Steward's opinion, a satisfactory explanation is not made, the animal is to be barred from showing until a more positive identification is furnished. The Official Steward is required to fill out a Registration Correction form on any animal that does not match their registration paper, and also record all dis-

- crepancies on the official Steward's report. The owner of said animal has thirty (30) days, from recorded date, to submit the registration correction form and the original registration paper to the ASPC/AMHR/ASPR Office for correction.
- C. The Steward should measure the animal in the prescribed manner, and record the height measurement (as well as heel measurement on Shetlands) on the form. The form must be accurately filled out, including maximum heel allowance for Modern Shetlands. When the forms are completed and the copy returned to the exhibitor, the Steward should point out that the form should remain attached to the certificate, and that the exhibitor will be expected to have the measurement form and his papers upon arrival at all shows.
 - D. If a measurement results in a change of divisions:
 - 1. The owner or trainer must surrender to the Steward the old measurement form and notify Show Management of the change in divisions.
 - 2. The Steward must issue a new measurement form with the current height.
 - 3. The Steward must send in the old card and the copy of the new Measurement Form to the ASPC/AMHR/ASPR Office.
 - E. If the measurement results in a new height or heel measurement, but does not involve a change of divisions, the Steward will record the new height or heel measurement on the card.
 - F. If a horse is presented for measurement un-shod, it Must be shown un- shod.
 - G. The office copy of the ASPC/AMHR/ASPR measurement forms must be sent to the ASPC/AMHR/ASPR Office via the official Steward's report. Note: It would be advisable that a Steward maintain a personal record of all animals measured in the event an envelope is lost in the mail.
 - H. The Steward hired to measure animals at the competition is responsible for their true measurement and the Steward may be subject to penalty if it is determined that a measurement is incorrect.



1.4 Measuring Device

- A. The Official Certified ASPC/AMHR/ASPR Measuring Stick may be purchased by contacting the National Office.
- B. The stick measures 24"– 48" or 24"–54". Bubble is countersunk into the crossbar, flush with plane of crossbar. Bar may be plain or with a foot. The crossbar may fold flush with the stick so as to fit into a carrying case. It is stamped, numbered and certified by the ASPC/AMHR/ASPR. A carrying shippable case is available. Any other measuring stick meeting these requirements may be sent to the National Office for inspection and certification, for a slight fee to cover return shipping.
 1. All measuring sticks must be certified by the ASPC/AMHR/ASPR Registry Office and carry a stamp and number from that Office. The following stick is grand fathered in:
 - a) The stick is of aluminum construction, having two vertical legs and a horizontal bar, through which a movable calibrated vertical bar is suspended. Affixed to the lower extremity of the calibrated bar is a small plate which is to be positioned on the pony's withers or the miniature horse's base of the last hair of the mane. The device is also equipped with a weight at the top of the vertical calibrated bar, which brings the total

weight of the vertical calibrated bar to four (4) lbs. The pressure of this weight is the only pressure exerted on said bar at the time the measurement is read. The animal's height is read on the calibrated bar through a window in the horizontal bar.

- b) The stick is straight, stiff, unbendable, and is equipped with a plumb bob or spirit level to ensure that the stick is perpendicular to the ground and that the crosspiece or arm is parallel the ground service.

1.5 Measuring surface

The measuring surface must be level and under no circumstances should animals be measured on dirt or gravel. A concrete slab or other paved surface is most desirable, but when not available, a 4x8 sheet of ½ or thicker plywood, placed directly on level ground, can be used as an alternative measuring surface. In no way should the plywood be placed on a frame or raised off the ground.

1.6 Position of Animal

The animal must be standing squarely on all four feet and should not be permitted to “stretch”. The front legs should be on a vertical line directly under the shoulder. The back of the hocks should be in a vertical line with the animal's buttocks. The horse/pony's head must be held low enough to reveal the highest point of the withers and no lower. The animal must be free of blanket, hood, neck wrap and tail set to verify the description on the registration paper to the animal being measured. The handler must not interfere with the animal in any way that will prevent it from standing in this position.

1.7 Method of Measurement

- A. **Modern, Modern Pleasure, American Show Pony, Classic, and Foundation** – With the animal in the aforementioned position, measure the vertical distance from the highest point of the withers to the measuring surface. The cross-piece, arm or bar of the measuring device must be placed over the highest point of the withers and no measurement taken at any other part of the animal's body will count. The crosspiece, arm or bar must have firm contact with the animal but no additional pressure

must be applied. Heel measurements are required on all Shetlands (exception: no heel measurement required on American Show Ponies). Height and Heel measurements are to be recorded to the nearest $\frac{1}{4}$ inch. If a measurement falls between the $\frac{1}{4}$ inch increments the measurement shall be rounded down to the lower $\frac{1}{4}$ inch.

B. Miniature Horse

1. In measuring a miniature horse, position as above, the head is to be in a normal position. Measure the vertical distance from the base of the last hair on the mane to the measuring surface. The crosspiece, arm or bar must have firm contact with the animal but no additional pressure may be applied. Measurements are to be recorded to the nearest $\frac{1}{4}$ ", unless over the required measurement for that division. If a measurement falls between the $\frac{1}{4}$ increments the measurement shall be rounded down to the lower $\frac{1}{4}$ inch.
2. If a miniature horse is measured and found to be over 38" the Steward shall not allow the horse to show and shall notify AMHR of such findings and the papers of said horse in question shall be reviewed by the Board of Directors of the ASPC/AMHR/ASPR and action taken.
3. If a miniature horse is measured and is recorded as an Under Division and found to be over 34" the Steward shall notify the National Office of such findings via the official Steward's Report and the horse in question shall have its paper changed from Under Division to Over Division.

- C. National Sport Performance Pony** – The animal must stand squarely on all four feet in such a position that the front legs are vertical to the ground and the back of the hocks are in a vertical line with the point of the animal's quarters. The poll must be in the same horizontal plane as the withers and no lower and the head should be in a normal position. A maximum of two handlers may present the animal for measurement and they must not interfere with the animal in any way that will prevent it from standing in this position nor may they have any direct physical contact with the animal that could influence the measurement, except that a handler may cover the animal's eyes.

1.8 If Animal Does Not Meet Height Requirement

- A. If an animal does not meet the desired height requirement; the handler has the right to request a second measurement. Upon repositioning the animal and measuring stick the Steward will make the second measurement. If on the second measurement, the animal still does not make the height required, a third measurement is allowed. Only one reading is permitted with each measurement.
- B. The third measurement is final and is recorded on measurement form as the official height. If animal does not meet height requirement after the 3rd measurement, there will be NO protest allowed to gain additional measurements.

Note: If after the 2nd measurement, it is obvious that the animal must be trimmed, the Steward should advise the handler that the 3rd measurement is final and that any alteration of the animal's feet should be made prior to that measurement. If the animal comes back for re-measurement, the Steward should make certain that it is the same animal that was measured the first time. If there are no distinguishing marks on the animal to identify it, it is suggested that the Steward put a colored chalk mark on a rear hoof, and inform the handler that the mark must be evident when the animal returns for re-measurement. The animal must not be lame when brought back for re-measurement.

1.9 Height Division

A. Modern American Shetland

1. There are two major height divisions for Modern Shetland, plus graduated divisions for ponies less than three years of age. They are as follows.

3 Years & Older

Over 43" not to exceed 46"

Under 43" & Under

2-Year Old

Over 42" not to exceed 44.5"

Under 42" & Under

Yearling

Over 41" not to exceed 43"

Under 41" & Under

2. Modern Shetland foals compete in the Under Junior Champion class. Modern Shetland and Modern Pleasure Shetland foals are not eligible to show in the Grand Champion Class. An Over animal regardless of age is just that.

Example: A yearling Shetland that measures 42" is over and, if qualified, would show in the over championships. Although his actual height is 42" he is not eligible for the Grand Championship Under. The assumption is that a 42" yearling will mature over 43" and is to be considered an Over pony throughout.

Example: A 2-year old measuring 42.5" is an Over pony and would not be eligible for Modern Under Harness or Modern Roadster class even though the height is listed 43" and Under. It would be unusual for a two-year old to show in performance classes, but if the pony in this example did compete, the pony would have to be shown in the Over class.

- B. **American Show Pony** – The American Show Pony will be measured the same as the Modern Shetland. It cannot exceed 48" from the highest point of the withers to the measuring surface. American Show Pony heels are not measured.

3 Years and Older – 48" & Under

2-Year Old – 46.5" & Under

Yearling – 45" & Under

Foal of Current Year not to exceed 44"

- C. **Classic American Shetland**

1. Open Classic Shetland – There are two major height divisions of Classic Shetlands, plus graduated divisions for ponies less than three years of age. They are as follows:

3 Years & Older

Over – Over 42" not to exceed 46"

Under – 42" & Under

2-Year Old

Over – Over 41" not to exceed 44.5"

Under – 41" & Under

Yearling

Over – Over 40" not to exceed 43"

Under – 40" & Under

Foal of current year not to exceed 40".

2. Regardless of age, here are examples of a pony being "Over":

Example: A yearling Shetland that measures 41" is Over and if qualified, would show in the Over Championships. Although his actual height is 41" he is not eligible for the Grand Championship Under. The assumption is that a 41" yearling will mature over 42" and is to be considered an Over pony throughout.

Example: A two-year old measuring 41.5" is an Over pony and would not be eligible for Classic Pleasure Driving or Classic Roadster class even though the height is listed 42" and Under. It would be unusual for a two-year old to show in performance classes, but if the pony in this example did compete, the pony would have to be shown in the Over class.

D. Foundation Shetland – Height not to exceed 42"

3-Years and Older – 42" & Under

2-Year Old – 41" & Under

Yearling – 40" & Under

Foal of current year not to exceed 38"

E. Miniature Horses

1. AMHR shall have 2 height divisions

a) **Under:**

Horses 3 years of age and older – 34" and under

2-Year Old – 33" and under

Yearlings – 32" and under

Foal of current year – 30" and under

b) **Over:**

Horses 3 years of age and older – over 34" but not over 38"

2-Year Old – over 33" to 37"

Yearlings – over 32" to 36"

Foal of current year – over 30" to 32".

2. Miniature foals of current year must be measured.

F. National Sport Performance Pony

1. Small ponies are not to exceed 10.2 hands (42").
2. Medium ponies are over 10.2 hands and do not exceed 12.2 hands (50").
3. Large ponies are over 12.2 hands and do not exceed 14.2 hands (58").

1.10 Heel Measurement

A. Procedure for Heel Measurement

1. Heel measurements are required on all Shetlands (*Exception: American Show Pony heels are not measured*).
2. Using a six (6) inch metal ruler or caliper, the heel height is determined by measuring from the skin line on the lower side of the coronary band to the measuring surface, directly behind the bulb of the heel, with the ruler perpendicular to the measuring surface. Heel measurements must be made with the hoof firmly resting on the measuring surface.
3. Always measure the heel of the left front foot to the nearest $\frac{1}{4}$ inch.
4. Classic Shetlands maximum heel barefoot or shod including the plate shall not exceed $1\frac{3}{4}$ inches.
5. Foundation Shetlands maximum heel barefoot or shod including the plate shall not exceed $1\frac{3}{4}$ inches.

B. Calculating Maximum Heel Allowance

Example: (Modern Over)

Maximum height for "Over" 2 year	44.50"
----------------------------------	--------

Pony's actual measured height	43.75"
-------------------------------	--------

Difference	75"
------------	-----

Actual heel measurement	2.25"
-------------------------	-------

Maximum heel allowance	3.00"
------------------------	-------

Example: (Modern Under)

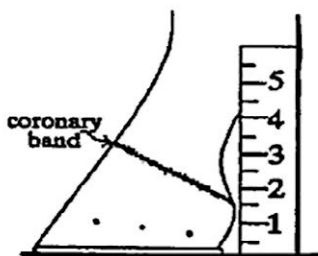
Maximum height for "under" yearling	41.00"
-------------------------------------	--------

Pony's actual measured height	40.25"
-------------------------------	--------

Difference	75"
------------	-----

Actual heel measurement	1.50"
-------------------------	-------

Maximum heel allowance	2.25"
------------------------	-------



SECTION X

Standard of Perfection and Halter Division Rules

2021 Rulebook

of the

American Shetland Pony Club, Inc.

American Miniature Horse Registry

American Show Pony Registry

National Sport Performance Pony Registry

American Shetland Pony International Registry




SECTION X

MODERN AMERICAN SHETLAND PONY AMERICAN SHOW PONY REGISTRY

Standards and Halter Division Rules

1.1 Standard of Perfection

Conformation should be that of a strong, attractive pony, blending the original Shetland type with refinement and quality resulting from American care and selective breeding. The barrel should be well rounded and short back level, with flat croup. The head should be carried high on a well arched neck and should be symmetrical and proportionate to the body, with width between prominent eyes; a fine jaw; short, sharp and erect ears; a small muzzle, with flaring nostrils and a refined throat latch. The pony shall have a full mane and tail. The pony's structure should be strong with refinement; high withers; sloping shoulders; flat boned, muscular legs (not cow or sickle hocked); strong, springy pasterns and good, strong serviceable feet.



EARS – Small, alert, and expressive, set well up on the head and delicately curving to tip.

POLL – Horizontal just behind ears.

FORETOP – Long, and full, but not bushy and wavy.

EYE – Large, dark, luminous-placed well down from base of head, wide apart and prominent on the side of the head.

Placement of eyes should give head diamond shape from the front view.

FOREHEAD – Wide, smooth, and full.

FACE – Straight or very slightly concave.


NOSE – Narrow but flat. Blends into muzzle with a gentle curve.

MUZZLE – Small and refined, large nostril and firm lips.

CHIN – Should continue line from upper lip, should not be meaty or floppy.

MANDIBLE – Smooth bottom line and wide between the branches.

JAW – Not as pronounced and massive as on some breeds; should show some bulge, particularly stallions to denote masculinity.



THROAT – Fine and pronounced-the intersection of the neck into the head should be horizontal to give a fine rounded throat latch and an arched neck with the head carried high.

NECK – The neck should come out well above the point of the shoulder and should be of the length and thickness to compliment the rest of the pony. The mature stallion should have enough crest to denote masculinity.

HEAD – The distance from the withers over the poll down to the upper lip, should be greater than from the withers back to the end of the last bone in the tail. Finally, the above parts of the head when blended together, should be small, fine and express personality.

POINT OF SHOULDER – Pronounced, setting well forward at approximately 45-degree angle from the withers.

WITHERS – Clearly defined and narrow, but not pronounced. Should give pleasing blend to back and neck.

BREAST – Broad and deep, but not too wide and flat between the front legs.

ARM – Muscular, but not too bulgy or massive; set forward on shoulder.

FOREARM – Long, muscles smooth but pronounced.

CANNON BONE – Short, wide, flat, dense, tendons stand out.

KNEE – Smooth, well blended and in straight line with forearm and cannon bone.

FETLOCK JOINT – Clean and hard; no puffiness, or cocked-over appearance.

PASTERN – Long and springy, but not at the expense of strength.

HOOVES – Hard and dense, wider at the base than at the coronary band; heels open and angle that of the pastern.

FOOT – Should toe straight; not turned in or out.

FETLOCK – Light fetlocks.

TENDONS – Broad and clearly defined; when felt between the fingers should be hard and taut; should not be overly cut-in below the knee and the hock.

PISIFORM – Clear cut and clean; one of the signs of quality joints.

ELBOW – Close to barrel.

CHESTNUT – Heavy, course chestnuts seem to go with ponies.

RIBS – To have feed capacity, endurance and good looks a pony must be well ribbed. There must be a combination of breedingness or quality and the good spring of ribs for which the Shetland has been noted for centuries. The ribs should be extended back as close as possible to the point of hip. In other words, the pony should have a rounded barrel.

GIRTH – When viewed from the side the pony should not be cut up in the heart girth.

COUPLING – The back and the loin areas should be short; the hip or croup long and level; then the pony is said to be short-coupled, which is desirable. At a glance from the side, the belly line is longer than the back line. This indicates several things; the heart-girth is deep, the ribs well sprung, the couplings short and the foreleg set well forward which it must be to have the angle of the shoulder necessary for good “shoulder action”.

FLANK – Should not be “cut-up”.

STIFLE – Round, full and strong.

HOCK JOINT – When a pony stands with the hind legs squarely under him, a plumb bob should fall from the point of the buttock straight down the back of the hind leg from the hock to the ankle. From a posterior view, the point of the hock should be the same distance apart as the fetlocks. The joint itself should be large, but neat and clean with the bones defined, or else the hock will look meaty.

GASKIN – Well rounded, wide and muscular.

THIGH – The distance from the stifle to the buttock should be deep and full.

POINT OF BUTTOCK – Gracefully and symmetrically rounded; viewed from the rear should be wide.

TAIL – Should spring from the line of the back; not hung down below as though an afterthought. Tail should be long and full.

DOCK – Portion of the tail arising from the back. This should come out boldly.

CROUP – There should be a pleasing, gentle curve, but comparatively speaking, it is a horizontal croup. Viewed from behind, the croup should be oval, not broad and flat, and not come to a point.

POINT OF HIP – Should be laid in smoothly to give a pleasing appearance. The angle of the line from the points of the buttocks should be low and the distance great.

LOINS – Full, broad and strong; should blend smoothly.

BACK – Short and wide, not flat, but in proportion to the neck of the pony

1.2 Quality

The quality refers to refinement and beauty and is evidenced by fine boned legs, well-proportioned body, skin should be soft and pliable, in good health and flesh (but not too fat), with a general overall appearance of refinement, style and beauty.

1.3 Performance

Good performance shall consist of the walk (in breeding classes) in which the feet should be lifted well off of the ground and placed down flat; the stride medium in length, brisk, elastic and straight. The trot should be a straight forward, diagonal movement; the forelegs being raised at least to a point where the forearm is extended in a horizontal position with the elbow and the hocks flexed, with the feet well under the body and well off the ground. The body at all times should be in perfect balance with the head carried high.

1.4 Manners

Good manners are demonstrated by the pony's obedience to all commands requested, and in general be guided by a light mouth. Pulling on the bit, head tossing and breaking stride are objectionable. Ladies, amateur and youth ponies should stand quietly and back readily.

1.5 Uniformity

Refers to the close resemblance of ponies in color, conformation and manners and the similarity in performance if included in the judging specifications.

1.6 Presence

Presence refers to the animation, self-assurance, alertness and personality that stems from good breeding, good grooming, good are, good training and good handling.

1.7 Soundness

As a minimum requirement, all Shetlands must be serviceably sound for show purposes. Any pony showing evidence of lameness, deformity in feet, cryptorchidism or broken wind shall be refused an award. Complete or partial loss of sight in either eye will not be a disqualification if the loss of sight results from a traumatic injury. A licensed Veterinarian must verify the etiology of the sight loss as traumatic and such copy must accompany pony's papers.

1.8 Color

Shetlands may be of any color, either solid or mixed except appaloosa. No particular color is preferred; no discrimination should be made because of the color of eyes, such as glass, watch, hazel or blue.

1.9 Showing

Shetlands should be neatly trimmed, well groomed, braided with one braid in the foretop and one immediately back of the bridle path and attractively presented in the show ring.

Note: Additional judging specifications, as they apply particularly to the breeding and performance division, appear in other parts of the Rulebook.

1.10 Dress Code

It is the tradition of the show ring that handlers, drivers, and attendants be appropriately attired for their classes. T-shirts and shorts are not correct attire and will not be allowed in the show ring. No farm, individual or animal names may be displayed on exhibitors. Flimsy shoes should be avoided. See Roadster, Showmanship, Liberty and Saddle class rules for special dress requirements.

1.11 Eligibility American Show Pony Registry (ASPR)

Any pony that is registered with the American Shetland Pony Club, the Hackney Horse Society or any pony that is the result of the mating of a registered Shetland and a registered Hackney Pony, any pony that is the result of the mating of a registered Shetland and a registered Show pony, any pony that is the result of the mating of a registered Hackney and a registered American Show Pony, or any pony that is the result of the mating of a registered American Show Pony to an American Show Pony is eligible to be recorded in the stud book of the ASPR upon the completion of an application for registration and submission of the appropriate fee. To show in the ASPR Division, the pony must be registered ASPR.

Height – Any pony entering into ASPR classes must meet the following height requirements:

Foals – 44" & Under Year Old – 45" & Under

Year Old – 46.5" & Under

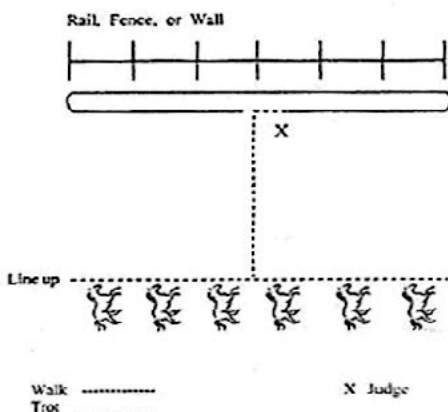
Year Old & Older – 48" & Under

1.12 Halter Division Rules and Class Specifications

- A. **Observance of Rules** – The following rules, as well as all general rules, shall be observed by everyone connected with exhibiting or judging Modern Shetland and ASPR Ponies shown in breeding division classes.
- B. **Stallion Tack** is optional equipment only for showing stallions, two years old and older, except in model and group classes. The use of tack on stallions under two years of age is not permitted. In all instances, a show halter or bridle is permitted.
- C. Mares and geldings are not permitted to be shown in tack, except for a show halter or bridle.

- D. Tails on Modern Shetland and ASPR halter ponies to be optionally shown as smooth, set up, or appear to be set up on all 2-year olds and older hand ponies. The use of a shoestring, or tie of similar nature, is permitted for the purpose of holding the tail in proper position; tail braces and false tails are optional; nicked tails are permissible.
- E. No item disturbing to other entries may be used inside or outside the ring while showing a pony, except the handler may use one whip no longer than 6 feet, including snapper and handle.
- F. Halter Class Specifications
- G. **Model Class (Modern Shetlands)** must be the first stallion and mare in hand class held at any show.
- H. These classes are to be judged solely on conformation and are designed to set a “pattern” or “standard” for the entries to follow in all other classes of the same show. Model ponies are not to be worked on the rail.
- I. **Weanlings and yearlings** are to be judged 75% on conformation and breed type; 25% on performance, quality and manners. Set tails are not allowed on weanlings and yearlings.
- J. **Two-year old and older** are to be judged 60% on conformation and breed type; 40% on performance, quality, and manners.
- K. **Broodmares** are to be judged on the same basis as regular breeding classes. Entries must be three years and older and wet (nursing a foal) and are eligible for Senior Champion but cannot cross enter into the Aged class.
- L. **Mare and foal classes** are to be judged solely on the basis of conformation and entries are not to be worked on the rail. The mare and her foal each count 50%.
- M. **Amateur Owned and Shown classes** are to be judged on the same basis as regular breeding classes. An owner is defined as a person holding title, or members of his or her family as defined in Section III – Definitions – 3.9 – Family, see also Section III – Amateur Rules – 4.8 – Modern Amateur Owned and Shown.
- N. **Amateur Halter Classes** are judged on the same basis as a regular breeding class. Handler must meet the ASPC/

- AMHR/ASPR requirements for Amateur status. Trainers are excused after trailing on the rail.
- O. **Group Classes** are judged 75% on conformation and 25% on uniformity and are not to be worked on the rail.
 - P. **Get of Sire**—Three Shetlands, can be any combination of stallions, mares and/or geldings, any age, the get of the same stallion; may be a combination of owners, 46" & Under.
 - Q. **Produce of Dam** — Two Shetlands, can be any combination of stallions, mares and/or geldings, any age, the produce of the same dam; may be a combination of owners, 46" & Under.
 - R. **Herd of Four** — One stallion and three mares, any age, all by one Owner, 46" & Under.
 - S. **Herd of Six** — Six Shetlands, any age, either sex, all by one Owner, 46" & Under.
 - T. **Mare and Foal** — Mare and her foal, foal of current year.
 - U. On **entering the ring** ponies are to be lined up in the location indicated by the ringmaster, and after being examined by the judge, are to be worked individually on the rail both ways at a walk and a trot, the exception being the model and the group classes, in which ponies are not worked.



- V. **One attendant**, in addition to the handler, shall be permitted for each Modern/ASPR Shetland being shown.

- W. **Stallions, three years and older**, to qualify in breeding classes, must have all the fully developed physical characteristics of a stallion.
- X. **Shetlands one year of age and older**: it is recommended, but not mandatory, that Modern/ASPR Shetlands one year and over be shod for optimum performance. Ponies under one year must not be shod.
- Y. **Height Limits**, apply in all classes, breeding and performance.

Modern Shetland Height Limits:

There are two major height divisions, plus graduated divisions for ponies less than three years of age. They are as follows:

Age 3 Years & Older

Over – Over 43" not to exceed 46"

Under – 43" & Under

2-Year-Old

Over – Over 42" not to exceed 44.5"

Under – 42" & Under

1 Year Old

Over – Over 41" not to exceed 43"

Under – 41" & Under

American Show Pony Registry Height Limits:

Foals – 44" & Under

Year Old – 45" & Under

Year Old – 46.5" & Under

Year Old & Older – 48" & Under

- Z. **All eligible first and second place winners** (Model, Amateur, Youth and Group class winners excluded) must compete in their respective Championship classes, unless excused by show management or steward. The Championship is judged as a new class, and the ponies must be worked unless only one pony is competing, then at the judge's discretion, it may be judged concurrently with that class. The 2nd place pony shall not be discriminated against in judging because of their earlier standing and therefore should not be lined up behind the first-place pony.
- AA. **The first and second place foals of current year** are eligible for Junior Championship only, and are not eligible for Grand Championship class.

- BB. **Gelding Halter classes** may be divided as Geldings, Junior Geldings, Senior Geldings, Champion Gelding classes. Geldings may not be shown unless their ASPC papers have been changed from Stallion to Gelding.
- CC. **Youth Exhibitor In Hand** – Shetland Mare or Gelding, any age, 46” and under. To be judged 60% on breed character and conformation and 40% on performance, quality and manners. The exhibitor is to have complete control of the pony throughout the class. One tailer is permitted. Tailer will retire to end gate after the class is worked.

1.13 ASPR Division Cross Entering

Registered Shetlands may cross enter in the ASPR classes at the same show provided they are registered in the ASPR Registry.

1.14 Approved Classes

Any Modern Shetland Class can also have a corresponding American Show Pony Class, although these classes will not be awarded All-Star Points.

1.15 Non-Approved Classes

Classes that will not be recognized by the ASPC should be noted. Non-rated classes that are not conducted under the American Show Pony rules are required to list class specifications in the Show Premium List.

1.16 Modern Pleasure Pony Division

A. Definition

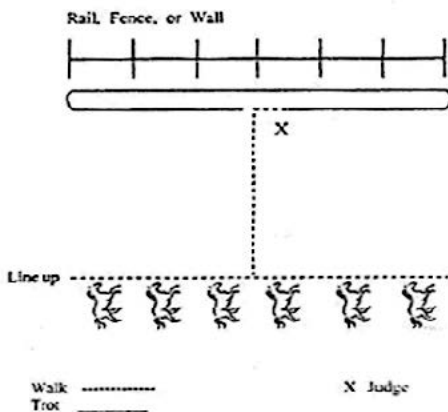
1. Ponies are to be judged on manners, quality and performance, with emphasis in that order. Ponies to be shown with tail in natural position. Ponies to be judged on an easy, animated but not extreme way of going. The pony should be of superior type, conformation, attitude and training for the specific qualifications of the class. The Modern Pleasure pony generally has less animation than that of the Roadster, Formal, or Harness pony and must display an absolutely agreeable attitude. While its gait must be collected and balanced, it need not have the brilliance or the high action of the Roadster or Harness pony.

- B. Shetlands entered in any Modern Pleasure Pony Division class may not cross-enter in the following ways at any given show:
1. into any Classic Class.
 2. into any other Modern Performance driving (i.e., Roadster, Formal, or Harness Driving) division.
 3. between Open Pleasure Driving and Country Pleasure Driving.
 4. into open halter classes if Pleasure Halter classes are offered. Exceptions being Model, Group, Showmanship, Youth Halter, (exception only if Modern Pleasure Youth Halter is not offered), Incentive or Futurity classes).

1.16.1 Modern Pleasure Halter Classes

- A. Pleasure Halter Class Specifications
1. **Modern Pleasure Pony** halter animals are to be judged 75% on conformation and manners and 25% on performance.
 2. **Attendant permitted** in Modern Pleasure Youth Exhibitor classes.
- B. Tack and Equipment
1. Stallion, mares and geldings are to be shown in a show halter or bridle.
- C. Ring Procedure
1. Entries should be neatly trimmed, well groomed, braided with one braid in the foretop and one immediately back of the bridle path and attractively presented in the show ring.
 2. Entries are to be shown barefoot or with an evenly weighted shoe of uniform thickness and an optional light pad. Toe clips and/or side clips are permitted. No artificial attachments such as lead chunks, weights, rings, etc., are allowed. Artificial appliances (rubber bands, chains, shackles, etc.,) are prohibited in the ring or warm up area at the horse show.
 3. Pleasure Pony Halter animals will enter the ring at a walk and line up as indicated by the ringmaster (one tailer is optional).
 4. Entries can be shown square or at a show ring stretch.

5. Entries to be shown with a smooth tail (no ginger).
6. Ponies are to enter the ring and line up in the location indicated by the ringmaster.



7. Entries will be examined by the judge while in the line-up.
 - a. After being examined by the judge(s), ponies are to walk to the rail and work both ways at the trot. Ponies are then to line back up in the location indicated by the ring master for final inspection. Extreme action to be penalized.
 - b. Working on the rail is optional.
8. The Championship classes is judged as a new class, and the ponies must be worked. The 2nd place pony shall not be discriminated against in judging because of its earlier standing and therefore should not be lined up behind the 1st place pony.

CLASSIC AMERICAN SHETLAND PONY

Standards and Halter Division Rules



2.1 General Description

The Classic American Shetland has a well-proportioned body that maintains the strong Shetland constitution; a pony with substance in the chest, body and hindquarters. The short head is clean cut, with a fine muzzle, large nostrils, brilliant eyes, wide forehead and sharp, small well-set ears. The Classic American Shetland possesses fineness of throatlatch, length of neck in proportion to the body and a sloping shoulder.

The legs are set properly under the body on the four corners, forearm well-muscled, knee and cannon bone broad and well defined, with an ideally shaped pastern with proper size and angle of pastern and foot. The top line of the Classic American Shetland is straight, back short, loin short and well-muscled. The tail is set high on the croup. The body has plenty of depth, well-rounded buttocks, and well-muscled gaskins. The ribs should be well sprung; pony should have a round barrel. The knees and hocks are well supported from below by strong short cannons, joints and hooves. The mane, foretop and tail are full. The coat is fine and silky. The Classic American Shetland has a natural, straight and springy way of going. Extremes in length of neck, body, legs and action are undesirable.

2.2 Standard of Perfection

There is broad diversity of types within the Classic Shetland Pony breed and type varies to a degree from one geographic region to another. The correct Classic American Shetland type should be based on Form Follows Function. The more correct type will be dictated by the discipline in which it is engaged or exhibited, such as halter classes, light harness, heavy harness, hunter/jumper, competitive driving or as a child's mount or pet.

*Classic Stallion**Classic Mare*

GENERAL CHARACTER – Hardy, spirited and pony-like.

HEAD – Small, short and clean cut, well set on the neck and tapering from wide set eyes to the muzzle.

EARS – Small, alert and expressive, set well up on head and delicately curving to tip.

POLL – Horizontal just behind ears.

FORETOP – Long and full.

EYES – expressive, large, bold and luminous. Placed well down from base of head wide apart and prominent on side of head. Placement of eyes should give the head a diamond shape from the front view.

FOREHEAD – Wide, smooth and full.

FACE – Slightly concave (dished) preferred, but a straight profile is permissible. Any indication of a convex (Roman) profile shall be severely faulted.

NOSE – Narrow but flat, blends into muzzle with gentle curve. A Roman nose shall be severely faulted.

NOSTRILS – Prominent and open on a small and refined muzzle.

MUZZLE – Small and refined, large nostrils and firm lips.

CHIN – Should continue line from upper lip, should not be meaty or flabby.


MANDIBLE – Smooth bottom line in mature animals and wide between the two mandibles.

JAW – Not as pronounced and massive as on some breeds. Should show some bulge, particularly on stallions to denote masculinity.

THROAT – Fine and pronounced. The insertion of the neck into the head should be horizontal to give a fine rounded throatlatch and an arched neck with the head carried high.



Classic Mare



Classic Stallion

NECK – Must be proportionate to the body with extreme length of neck to be avoided. The neck should be well carried and moderately lean in the case of mares, without excessive crest; but inclined to be slightly crested in the case of mature stallions. A broken crest shall be faulted.

ANGLE OF NECK – The angle of the neck coming out of the shoulder should be from 45 degree to 60 degree. The ideal angle of neck on the halter pony should not exceed 60 degree.

POINT OF SHOULDER – Pronounced, setting well forward at approximately 45-degree angle from the withers.

WITHERS – Clearly defined and narrow, but not pronounced. Should give pleasing blend to back and neck.

BREAST – Broad and deep, but not too wide and flat between the front legs.

ARM – Muscular, but not too bulgy and massive; set forward on shoulder.

FOREARM – Long, smooth muscles, but pronounced.

CANNON BONE – Short, wide, flat, dense, tendons standing out.

KNEE – Smooth, well blended and in straight line with forearm and cannon bone.

FETLOCK JOINT – Clean and hard; no puffiness, no cocked-over appearance.

PASTERN – Long and springy, but not at the expense of strength.

HOOVES – Hard and dense, wider at the base than at the coronary band, heels open and the same angle as that of the pastern.

FOOT – Should toe straight, not turned in or out.

TENDONS – Broad and clearly defined: when felt between the fingers should be hard and taut; should not be overly cut-in below the knee and the hock.

PISIFORM – Clear-cut and clean; one of the signs of quality joints.

ELBOW – Close to barrel.

RIBS – To have feed capacity, endurance and good looks; a pony must be well ribbed. There must be a combination of breed character or quality and the good spring of ribs for which the Shetland has been noted for centuries. The ribs should be extended back as close as possible to the point of the hip. In other words, the pony should have a rounded barrel.

GIRTH – When viewed from the side the pony should be deep in the heart girth.

COUPLING – The back and the loin areas are short; the hip or croup is long and level; then the pony is said to be short-coupled, which is desirable. These last three points, rib spring, girth and coupling should be closely watched for to lose them would be to lose the hardiness for which the Shetland is justly famous. At a glance from side, the belly line is longer than the backline.

This indicates several things: the heart girth is deep, the ribs well sprung, the coupling short and the foreleg set well forward which it must be to have the angle of shoulder necessary for good “shoulder action.”

FLANK – Should not be “cut-up”.

STIFLE – Round, full and strong.

HOCK JOINT – When a pony stands with the hind legs squarely under him, a plumb bob should fall from the point of the buttock straight down the back of the hind leg from the hock to the ankle. From a posterior view, the point of the hock should be the same distance apart as the fetlocks. The joint itself should be large, but neat and clean, with the bones defined, else the hock will look “meaty”. A pony that is cow hocked or sickle hocked shall be faulted.

GASKIN – Well rounded, wide and muscular.

THIGH – The distance from the stifle to the buttock should be deep and full.

POINT OF BUTTOCK – Gracefully and symmetrically rounded; viewed from the rear should be wide.

TAIL – Should spring from the line of the back, not hung down below as though an afterthought. Tail should be long and full.

DOCK – The portion of the tail arising from the back, should come out boldly.

CROUP – There should be a pleasing, gentle curve, but comparatively speaking, it is a horizontal croup. Viewed from behind, the croup should be oval, not broad and flat, and not come to point.

POINT OF HIP – Should be laid in smoothly to give a pleasing appearance. The angle of the line from the points of the buttocks should be low and the distance great.

LOINS – Full, broad and strong; should blend smoothly.

BACK – Short and wide, not flat, but in proportion to the neck of the pony.

ACTION – Free, true and straight forward. The walk should be a relaxed flat-footed walk, a four-beat straight movement. The trot should be easy going, square with elasticity and freedom of movement that is open and reaching, capable of covering ground when asked to do so. Stiff legged extension (pea shooting) or lack of freedom of movement to be faulted. Up and down motion (piston-like) Without extension shall be faulted.

SOUNDNESS – As a minimum requirement, all Shetlands must be serviceably sound for show purposes. Any pony showing evidence of lameness, deformity in feet, or broken wind. Complete or partial loss of sight in either eye will not be a disqualification if the loss of sight results from traumatic injury. A licensed veterinarian must verify the etiology of the sight loss as traumatic and such copy must accompany the horse's papers.

COLOR – Shetlands may be of any color, either solid or mixed, except appaloosa. No particular color is preferred; no discrimination shall be made because of the color of eyes, such as glass, watch, hazel or blue. Recognized Shetland colors are as follows: Albino, Bay, Black, Brown, Buckskin, Chestnut, Cremello, Dun, Grey, Grullo, Palomino, Perlino, Pinto (Tobiano, Overo, Tovero, Sabino) Roan (Bay, Red, Blue) Silver Dapple, Sorrel, White.

2.3 Classic Shetland Movement

- A. The Classic American Shetland is a pony that possesses style and substance. It is more refined than the original imported Shetland.

- B. Some Classic ponies that are eligible by registration to enter Classic Shetland competition may be too extreme, making them off type. If the entry looks so extreme as to look as if it should be exhibited in a Modern Shetland Open or Pleasure class, then it is too extreme. These off-type ponies are not to be placed ahead of ponies of correct type set forth by Standard of Perfection.
- C. The Classic American Shetland has a natural, straight, and springy way of going. Extremes in length of neck, body, legs, and action are undesirable.
- D. A pony is considered “over”, regardless of age in the following examples:
 - 1. A yearling Shetland that measures 41" is over and if qualified, would show in the over championships. Although his actual height is 41" he is not eligible for the Grand Championship Under. The assumption is that a 41" yearling will mature over 42" and is to be considered an Over pony throughout.
 - 2. A two-year-old measuring 41.5" is an Over pony and would not be eligible for Classic Pleasure Driving or Classic Roadster class even though the height is listed 42" and Under. It would be unusual for a two-year old to show in performance classes, but if the pony in this example did compete, the pony would have to be shown in the Over class.

2.4 Height for Classic Shetlands

- A. To be eligible for registration, the maximum height at the withers shall not exceed 46". There are two major showing height divisions for Classic Shetlands. There are graduated divisions within the two height divisions for Classic ponies less than three (3) years of age.
- B. Over Division of Classic Shetlands
 - 3 years old and older – Over 42" not to exceed 46"
 - 2 years old – Over 41" not to exceed 44.5"
 - Yearling – Over 40" not to exceed 43"
- C. Under Division of Classic Shetlands
 - 3 years old and older – 42" and under
 - 2 years old – 41" and under
 - Yearling – 40" and under

- D. Foals of Current Year – 40" and under.
1. Foals of current year shall exhibit in classes divided by sex, but not into Over and Under. In the event that Over and Under Halter Division is offered, all foals of current year shall compete in the Under Division.
- E. Classic maximum heel barefoot or shod including the plate should not exceed 1¾ inches. For assistance determining heel measurement see the Section – Measurements – Heel Measurement.

2.5 Heights for Foundation Shetlands

- A. Height not to exceed 42 inches for exhibition purposes only.
- 3 Years and Older – 42" and Under
 - 2 Years Old – 41" and Under
 - Yearling – 40" and Under
 - Foal of current year – 38" and Under
- B. Heel height to be the same as for Classic Shetlands.

2.6 General Show Rules

- A. The Classic Shetland Pony is to be shown to its best advantage. It is preferred that the pony stand square. The judge at his or her discretion may ask to have the pony stand square, which means all four feet are flat on the ground and at least one front and one rear cannon bone perpendicular to the ground.
- B. Halter Show Ring Procedure:
1. Ponies will enter the ring at a walk and line up as indicated by the ringmaster.
 2. Entries will be examined by the judge in the line-up.
 3. Each entry will be worked individually on a line at a walk and trot for the judge. Conditions permitting, ponies are to be worked off the rail, fence, or wall.
 4. Ponies will return to the line-up for final inspection by the judge.
- C. Cross-entering:
1. No cross entering will be allowed between Classic and Modern classes at the same show.
 2. No cross-entering will be allowed between Classic and Foundation classes. Exception When there is no equivalent Foundation Performance classes, youth

- halter, color, group halter, and Classic performance classes may cross enter.
3. At Area National Shows double registered ASPC/AMHR Shetlands may enter ASPC Futurity Class (non-rated) if showing at the Area Show as an AMHR horse (rated classes).
- D. Absolute correctness of movement and soundness will be noted by the judge. All ponies must be examined in the line-up and observed at a walk and trot. The exception being the Model and group classes which are not worked on a line.
 - E. Cleanliness and a neatly trimmed and groomed pony are priorities of the show ring. Ponies may be clipped or shown in a full coat. No balding or razoring of the muzzle up past the nostrils will be allowed. If found to be razored, a penalty will be assessed.
 - F. Classics shall be shown with full mane and tail (no full roach). Mane and tail length shall be left to the decision and discretion of the exhibitor. Thinning, pulling, shortening, etc., of a mane and tail is permissible. Docked tails are permissible only on draft pony entries.
 - G. Changing the coat color of a pony is not permitted but highlighting the mane and tail, eyes, ears, muzzle, etc. is permissible.
 - H. No ginger, nicked tails, false tails or set-up tails allowed. Ginger, false tails or switches and set-up tails will result in disqualification.
 - I. Classics may be shown barefoot or with a light plate of uniform thickness and weight. No pads are permitted. No built-up feet or heel measurements exceeding 1 $\frac{3}{4}$ ", allowed. No weighted shoes or shoes having toe or side clips, grabs, caulks, or trailers. The plate shall be of equal length in the branches from the toe back and shall not extend past the bulb of the heel. No corrective shoeing will be permitted.
 - J. No tack is permitted in halter classes other than the following: Show halter or show bridle (hunter type) with snaffle bit without shanks. Stallions may be shown with a stallion bit. Bits are permitted only on animal two years old and older.

- K. Dress for the youth and adult exhibitor should be appropriate for purpose. The Rider/Driver/Exhibitor to be dressed safe, neat and clean. Closed toe/heel foot attire is required (boots or athletic shoes). No T- shirts, shorts, skirts above the knee, strapless tops or canvas/cloth shoes allowed.
- L. No stable, farm, individual name, animal name or business promotional apparel may be displayed on exhibitors. Exception: Draft Harness driving classes.
- M. One attendant, in addition to the handler, shall be permitted for each entry if needed in a halter class.
- N. Handler or attendant may use one whip no longer than four feet, including lash and handle.
- O. No item disturbing to other entries may be used inside or outside the ring while showing a pony. Conduct designed to distract a pony or otherwise interfere with the showing of another exhibitor's animal will not be tolerated by the show management. Offenders will be asked to leave the show area. If the offender is also an exhibitor, he or she will be excused from the ring and barred from personally showing during that show. His or her pony, however, may compete with a different exhibitor. The offense shall be reported to the ASPC/AMHR/ASPR Office by the Show Steward for review by the ASPC/AMHR/ASPR Board.
- P. For safety reasons an unruly pony may be excused from the ring by the judge, ring master, or Steward. An exhibitor cannot protest this action.
- Q. In the Classic Division, No shackles, shackles with anything attached, chains, rubber bands, weighted boots, weighted bell boots, bell boots with chains or any mechanical device that enhances a pony's movement is not permissible at any show, including a fair show, that is sanctioned by the ASPC/AMHR/ASPR registry while pony is on the grounds of said show.
 - 1. Any Classic Pony found to have these devices will lose all standings and points awarded at the show and will be barred from exhibiting in any further classes at that show.

2.7 Classic Halter Division

- A. The Classic Shetland halter entry should be a classy pony that is bright and alert with a smart way of going. The pony/entry should possess all of the attributes of quality set forth in the Standard of Perfection, with as few faults as possible and free of any disqualifying characteristics.

The Classic Shetland Pony shall be judged in such a manner as to divide the class by type first and then judged on merit of quality. Judges should realize there might be Classic ponies that are eligible by registration to enter Classic Shetland competition, but are too extreme, making them off type. If the entry looks like a Hackney pony or as if it is so extreme as to look as if it should be exhibited in a Modern Shetland Open or Pleasure class then it is too extreme. These off-type ponies are not to be placed ahead of ponies of correct type set forth by Standard of Perfection. In the event a Judge in his/her opinion does not have an entry presented in the class with correct type or worthy of first place, the judge can refrain from presenting first place and start the class placing with second place.

- B. All eligible first and second place class winners (Model, amateur and group winners excluded) must compete in their respective championship classes, unless excused by show management or steward. The Championship Class is judged as a new class, and the ponies must be worked unless only one pony is competing, then at the judge's discretion, it may be judged concurrently with that class. The 2nd place pony shall not be discriminated against in judging because of its earlier standing and therefore should not be lined up behind the 1st place pony.
- C. A pony being shown in an Amateur Owned and Shown Class need not have been shown throughout the entire show by the amateur owner.
- D. Stallions, three (3) years old and older, to qualify in breeding classes, must have all the fully developed physical characteristics of a stallion.
- E. In the event that Over and Under Halter Division is offered, all foals of current year shall compete in the Under Division.

- F. Youth are not allowed to show a stallion in any Youth Halter or Youth Showmanship class. Exception: Youth may show a stallion foal of current year.
- G. Halter Divisions – Each halter division (Stallion, Mare & Gelding) to be judged separately unless otherwise specified. The divisions are as follow:
1. **Model:** The Model Class, if offered, must be the first halter class held in the respective stallion, mare and gelding halter division.
Entries must be two (2) years old or older. To be judged 100% on conformation. Designed to set a “pattern” or “standard” for the entries to follow in all other classes of the show. Model ponies will not be asked to work on a line.
 2. **Aged 5 years old and older:** To be judged 60% on conformation and breed type, and 40% on performance, quality and manners. Will be asked to move on a line at a walk and a trot.
 3. **Aged 3 & 4-Year Old:** To be judged 60% on conformation and breed type, and 40% on performance, quality and manners. Will be asked to move on a line at a walk and a trot.
 4. **Broodmare:** Broodmares to be judged 60% on conformation and breed type and 40% on performance, quality and manners. Entries must be three years or older, and wet (nursing a foal), and are eligible for Senior Champion Mare, but cannot cross enter in to the Aged Mare class. Broodmares may be shown in their respective age class instead of the Broodmare class, but cannot be shown in both classes at the same show.
 5. **2-Year Old:** To be judged 60% on conformation and breed type, and 40% on performance, quality and manners. Will be asked to move on a line at a walk and a trot.
 6. **Yearling & Foal of Current Year:** Each to be judged 75% on conformation and breed type, and 25% on performance, quality and manners. Will be asked to move on a line at a walk and a trot.

7. **Senior Champion and Reserve:** To be the first and second place winners from Aged 5 years old and older & Aged 3 & 4-Year Old & Broodmares. Judged as a new class and therefore, should not be lined up according to wins in qualifying classes.
8. **Junior Champion and Reserve:** To be the first and second place winners from 2-Year Old, Yearling and Foal of Current Year. Judged as a new class and therefore, should not be lined up according to wins in qualifying classes.
9. **Grand Champion:** The Senior and Junior Champion and Reserve winners (foals are eligible if they are Junior Champion or Reserve). Judged as a new class and therefore, should not be lined up according to wins in qualifying classes.
10. **Multi-Color:** Any age, any sex of any pinto color pattern, (Tobiano, Overo, Tovero or Sabino). Judged 100% on color. Open to Classic and Foundation.
11. **Solid Color:** Any age, any sex of solid color recognized by ASPC other than Pinto. Judged 100% on color. Open to Classic and Foundation.
12. **Youth Halter:** Classic mare or gelding, any age, shown by a Youth. To be judged 60% on breed character and conformation and 40% on performance, quality and manners. The exhibitor is to have complete control of the pony throughout the class. Open to Classic and Foundation.
13. **Any Age, Bred, Owned and Shown by Exhibitor:** Judged on basis of age group. Breeder is defined as owning dam at time of service.

An owner is a person holding title or members of his/her family. Will be asked to move on a line at a walk and a trot.

14. **Any Age, Amateur Owned and Shown:** Judged on basis of age group. Pony need not have been shown throughout the entire show by the amateur owner. Will be asked to move on a line at a walk and a trot. Refer to Section III – Amateur Rules for Amateur Owned and Shown specifications.

Group Halter Classes

15. **Mare and Foal:** Mare and her current year foal. Judged 50% on Mare's and 50% on foal's conformation. Will not be asked to work on a line. Open to Classic and Foundation.
16. **Get of Sire:** Three Classic Shetlands; stallions, mares and/or geldings, any age, the get of the same sire. Judged 75% on conformation and 25% on uniformity. Combined ownership permitted. Entry is made in the name of the sire. Will not be asked to work on a line. Open to Classic and Foundation.
17. **Produce of Dam:** Two Classic Shetlands; stallions, mares and/or gelding, any age, the produce of the same dam. Judged 75% on conformation and 25% on uniformity. Combined ownership permitted. Entry is made in the name of the dam. Will not be asked to work on a line. Open to Classic and Foundation.
18. **Herd of 4:** One Classic stallion and three Classic mares, any age. Judged 75% on conformation and 25% on uniformity. One owner, and entry is made in the name of the owner. Will not be asked to work on a line. Open to Classic and Foundation.
19. **Herd of 6:** Six (6) Classic Shetlands, any age, any sex. Judged 75% on conformation and 25% on uniformity. One owner, and entry is made in the name of the owner. Will not be asked to work on a line. Open to Classic and Foundation.

2.8 Foundation Halter Classes

- A. The Foundation class entry is an animal on which the foundation of the breed has been founded. The entry should be more conservative in type than an entry in Open Classic classes and should exhibit slightly more bone and substance. The Foundation entry will be required to provide show management with proof of pedigree verification from ASPC (Registration certificate must include Foundation certification). To be judged 60% on conformation and breed type, and 40% on performance, quality and manners. Will be asked to work on a line at a walk and trot.

- B. No cross entering into Open Classic Halter Classes with the exception of Classic performance, youth, color, and group halter classes; if no Foundation Classes are offered. The Foundation should be shown in as natural a state as possible, but clean and neatly turned out. Shoes are optional. The maximum heel shall not exceed 1 $\frac{3}{4}$ ".
- C. In the Foundation Division – No shackles, shackles with anything attached, chains, rubber bands, weighted boots, weighted bell boots, bell boots with chains or any mechanical device that enhances a pony's movement is not permissible at any show, including a fair show, that is sanctioned by the ASPC/AMHR/ASPR registry while pony is on the grounds of said show.
1. Any Foundation Pony found to have these devices will lose all standings and points awarded at the show and will be barred from exhibiting in any further classes at that show.
- D. Foundation graduated classes are required at all National Area Shows and the ASPC/ASPR Congress, but are optional at all other ASPC sanctioned shows.



Foundation Stallion



Foundation Mare

AMERICAN MINIATURE HORSE REGISTRY

Standards and Halter Division Rules

3.1 Standard of Perfection

- A. **General Impression:** A small, sound, well-balanced horse which gives the impression of strength, agility and alertness. The disposition should be eager and friendly, not skittish.
- B. **Size:** The American Miniature Horse must measure not more than 34 inches at the base of the last hair on the mane for Under Division, and not more than 38 inches for Over Division. Priority in judging shall be in this order:
 - 1. Soundness
 - 2. Balance and conformity to the standard of perfection
 - 3. Size
- C. **Head:** In proportion to the body; neither excessively long nor short. The eyes should be large, alert, and prominent with no discrimination in color. The ears open toward the front and carried erect. The teeth should show no signs of parrot mouth or undershot jaw.
- D. **Neck:** Strong and muscular, proportionate to body and the type of horse represented.
- E. **Body:** Well-muscled with good bone and substance, well sprung ribs, level topline, as nearly as possible of equal height in withers and rump, fore and hind quarters well angulated, so that the horse in movement shows a smooth gait.
- F. **Legs:** Straight, clean and sound.
- G. **Hooves:** Round and compact, trimmed as short as practical for an unshod horse, and in good condition.
- H. **Color:** Any color, eye color and/or marking pattern are equally acceptable.
- I. **Throat-Latch:** Clean and well defined, allowing ample flexion at the poll.
- J. **Shoulder:** Long, sloping and well-angulated, allowing a free-swinging stride and alert head/neck carriage. Well-muscled forearm.

- K. **Hindquarters:** Long, well-muscled hip, thigh and gaskin. Highest point of croup to be same height as withers. Tail-set neither excessively high nor low, but smoothly rounding off rump.
- L. **Disqualifications:** Height in excess of 34 inches for Under Division and 38 inches for Over Division miniatures. Dwarfism, unsoundness; or cryptorchidism in aged stallions. Complete or partial loss of sight in either eye will not be a disqualification if the loss of sight results from traumatic injury. A licensed veterinarian must verify the etiology of the sight loss as traumatic and such copy must accompany the horse's papers.
- M. Horse may be shown with full mane or mane with bridle path clipped and full tail.

3.2 Eligibility for Exhibition in AMHR Classes

All AMHR shows, including the AMHR National Show, are open only to horses registered with the AMHR.

3.3 Artificial Appliances and Irritants

- A. Any horse showing evidence of the use of ginger or other irritants to produce a higher tail carriage than normal shall be disqualified by the judge.
- B. Switches, artificial tails (except in Park Harness where they are optional), or manes and high spoon cruppers are prohibited.
- C. No horse having had surgery for purely cosmetic purposes will be permitted to show, (example: ear trimming, ear wiring, docked tails, etc.)
- D. Ribbons, braids, all decorative appurtenances and stallion tack in halter conformation classes are not allowed unless otherwise specified in AMHR official class description. Bits are allowed on stallions.
- E. Shod horses are not allowed on the show grounds of AMHR. No pads, wedges, chains, or ankle boots are allowed to be used on the grounds of an AMHR show.
 - 1. Exceptions – Horses Shown in:
 - a) Draft harness classes may be shown with light plate shoes or draft type shoes, with toe and heel caulks.

- b) Roadster classes only: un-weighted bell type boots are optional.
 - c) Roman Chariot Event classes may be shown with light plate shoes.
- F. Appropriate protective leg gear is allowed in Hunter and Jumper classes.

3.4 Ring Procedure

- A. Dress: It is the tradition of the show ring that handlers and drivers be correctly attired for their classes. T-shirts, shorts, clothes with logos or monograms are not correct attire and will not be allowed in the show ring. Horse and handler must look their best. No farm, individual or horse's names may be displayed on exhibitor.
- B. A horse must be handled and shown through an entire class by the same person. Should an additional handler be required due to physical limitation or emergency, approval must be obtained from the Show Steward.
- C. Names of horses being exhibited will not be made known to the Judge prior to the class. Exhibitors will be issued one number for each horse to be displayed on the back of the handler or on the vehicle in a clearly visible position whenever the horse is in the ring. This number will stand for the entire show.
- D. Conduct designed to distract a horse or otherwise interfere with the showing of another exhibitor's horse will not be tolerated by the show management. Offenders will be asked to leave the show area. If the offender is also an exhibitor, he or she will be excused from the ring and barred from personally showing during that show. his/her horses, however, may compete. The offense shall be reported to the ASPC/AMHR/ASPR Office by the Show Steward for review by the ASPC/AMHR/ASPR Board.

3.5 Height Divisions

- A. The AMHR shall recognize two height divisions in the show ring.

Under Division

- Horses age 3 and older – 34" & Under
- 2-Year Old – 33" & Under
- Yearling – 32" & Under
- Foal of Current Year – 30" & Under

Over Division

- Horses age 3 and older – over 34" to 38"
- 2-Year Old – Over 33" to 37"
- Yearling – Over 32" to 36"
- Foal of Current Year – Over 30" to 32"

- B. Classes for mares, stallions, and geldings may be divided as follows:

Under Division

- 3-Years Old and Older – Over 32" – 34"
- 3-Years Old and Older – Over 30" – 32"
- 3-Years Old and Older – Over 28" – 30"
- 3-Years Old and Older – 28" and under
- 2-Years Old – Over 31" to 33"
- 2-Years Old – 31" and Under
- Yearling – Over 30" to 32"
- Yearling – 30" & Under
- Foal of Current Year – Over 28" – 30"
- Foal of Current Year – 28" & Under

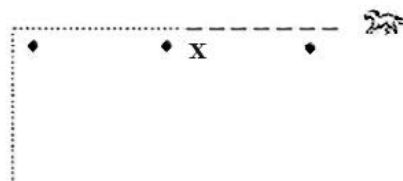
Over Division

- 3-Years Old and Older – Over 36" – 38"
- 3-Years Old and Older – Over 34" – 36"
- 2-Years Old – Over 35" to 37"
- 2-Years Old – Over 33" to 35"
- Yearling – Over 34" to 36"
- Yearling – Over 32" to 34"
- Foal of current year – over 30" to 32"

- C. Only in 38" and Under Combination Classes shall an Under-Division miniature horse compete against an Over Division miniature horse. Classes such as: lead-line, costume, group or any class which specifically allows combining in their class descriptions.

3.6 Halter Division

- A. Horses to be shown in halter at a walk and trot. Judge to ask for horse to walk past them and trot away; horse to turn 90 degrees making an "L" and continue to trot into line up. This allows the judge to view the movement from the front, back and side.



X Judge
Walk -----
Trot

- B. The Miniature Horse is to be shown to its best advantage. It is preferred that the horse stand square. The Judge at his or her discretion may ask to have the horse stand square, which means all four feet are flat on the ground and at least one front and one rear cannon bone perpendicular to the ground.
- C. Horses may be clipped or shown in full coat.
- D. Horses may be shown with or without polished hooves.
- E. Horses must be serviceably sound, in good condition, and well-groomed. Transmissible weakness and unsoundness to be penalized.
- F. **Championship classes:** shall include first and second place winners from appropriate class.
 1. All first and second place winners must show in their respective championship class or forfeit their winnings; unless excused by show management or Steward.
 2. Championship classes to be divided by junior and senior classes.
 3. Junior and senior champions and reserves will compete for Grand Champion honors.
- G. All Championship classes must be reworked and judged as a new class.
- H. In breeding halter classes combined sexes in the same class is forbidden.
- I. If a **Champion of Champions** award is given, those eligible will be the Grand Champion Stallion, Mare and Gelding. No All-Star or Hall of Fame points are given for Champion of Champions.

- J. Whips or crops no longer than 24" allowed in all Stallion Classes only.
- K. The biting of stallions is permitted, but no stallion tack is allowed.
- L. In halter division any type halter is permissible.
- M. Changing the coat color of a horse is not permitted but highlighting the mane and tail, eyes, ears, muzzle, etc., is permissible.
- N. **Multi-color classes** are open to pinto and appaloosa horses only. Judged 100% on color. Horses to enter the ring counter-clockwise (to the right), and walk in a circle; then reverse to the opposite direction so the Judge may see both sides of the horse. The horses are to remain in a circle to be judged.
- O. **Solid-color classes** are open to all horses other than pinto and appaloosas. Judged 100% on color. Horses to enter the ring counter-clockwise (to the right), and walk in a circle; then reverse to the opposite direction so the Judge may see both sides of the horse. The horses are to remain in a circle to be judged.
- P. **Group Classes: Get of Sire, Produce of Dam, and Mare and foal.**
 - 1. Horses to be judged standing still. These horses are never asked to move.
 - 2. Judged 100% on conformation and uniformity.
 - 3. **Get of Sire** is three offspring, any age, any sex, by the same stallion. The sire is not shown. More than one set of Get may be entered at the same show. Single or combined ownership of the get is allowed. The entry is made in the name of the sire
 - 4. **Produce of Dam** is two offspring, any age, any sex, out of the same dam. The dam is not required to show. More than one set of Produce may be entered at the same show. Single or combined ownership of the produce is allowed. The entry is made in the name of the dam.
 - 5. **Mare and Foal** class shall be a mare and her current year foal. (Foal must be registered or proof of registration in process).

6. **Herd of Four**, 38" & Under, Any Age, Any Sex. One owner and entry is made in the name of the owner.
- Q. The **Model** class for each sex shall be the first class shown for that sex. It is judged 100% on conformation and the horses are never asked to move. Horses entered in a model class must be at least two years old.
- R. **Broodmares** 3 years old and older, foal at side (wet), maybe shown in either Aged class or Broodmare class. First and second place Broodmares are eligible for the Senior Mare Championship class. If a mare goes Senior Champion or Reserve, it then is qualified for the Grand Champion and Reserve class.
- S. **Geldings** may not be shown unless their AMHR papers have been changed from Stallion to Gelding.
- T. Except in Mare and Foal class a broodmare shall not be allowed in the show ring when her foal is being exhibited and a foal shall not be allowed in the show ring when his/her dam is being exhibited.
- U. **Owned, Bred, and Shown by Exhibitor** class: The exhibitor must be listed as the owner and breeder on the registration papers in order to show a horse in this class.
- V. **Youth Halter:**
1. All youth classes may be split:
 - a) 7 years and under, 8–12 years, and 13–17 years; or
 - b) 12 years and under, and 13–17 years.
 2. Open to miniature mare or gelding, any age, shown by a youth.
 3. To be judged on breed, character, conformation, performance, quality, and manners. The exhibitor is to have complete control of the horse throughout the class.
 4. For Youth age 7 & under division, an attendant/spotter 16 years of age or older is permitted, but are there only for a safety factor and must stand back from the child and horse two paces.


3.7 AMHR Draft Halter

- A. Standard: The AMHR Miniature Horse showing in Draft Halter should have more bone and substance compared to an open halter entry. They should have broad, short backs with powerful hindquarters and more of an upright shoulder and muscular build to help them pull.
- B. In order to show in the Draft Halter class the horse must be shown in a Draft Harness class.
 - 1. Razoring or balding should be discouraged.
 - 2. Horses showing in Draft Halter may be shown with or without polished hooves and a draft type shoe is optional.
 - 3. Braiding of manes and tails is a mandatory.
 - 4. Draft Halter horses must be shown in a white or silver halter (no cable halter).
- C. All first and second place winners to compete back in the Grand Champion & Reserve Class.
- D. Optional at Area Shows and Local Level; Mandatory at AMHR Nationals.

3.8 AMHR Western Stock Halter

- A. General Impression: The appearance of the AMHR Miniature Horse exhibited in the Western Stock Halter classes will be that of a small, attractive, durable athlete exhibiting usability, a willing temperament and good manners. The Western Stock Halter horse will be a balanced athlete with a smooth, fit, well-muscled body. The gait of the Western Stock Halter horse will be purposeful and ground-covering with straight, low strides that have little flexion of the knees and hocks. The head and neck will be carried in a level, relaxed position extending out from the body. The Western Stock Halter horse will have adequate bone and substance for its sex, it will not be fine or delicate which are negative traits for a Western Stock Halter horse who should exhibit usability.
- B. Judging Criteria: Shall be judged using the Standard of Style of the Western Stock Halter horse and the required Presentation and Appointments specified for this division, judged 75% on conformation and 25% on presentation and appointments.

C. Conformation:



Standard of Style

1. **Head:** The head to be attractive, dished or not and in correct proportion to the body with small, erect ears opening forward. The eyes to be large and wide-set over well opened nostrils. A short muzzle and well-formed mouth showing neither parrot mouth nor undershot jaw are desirable.
2. **Neck:** The neck to be medium length, slightly arched and smooth with a clean cut throat latch allowing for proper air intake when at work. The neck should join the body at an approximate 45-degree angle just above the shoulder and should be faulted when the neck joins the body too low. Neck carriage should be relaxed and natural extending out from the body instead of up.
3. **Shoulders:** The well sloped shoulder, approximately 45-degrees, in conjunction with a short, strong back, allows the horse to move with a long smooth stride.
4. **Chest and Forelegs:** As shown by a deep heart girth and wide-set forelegs, the horse is broad chested and set atop straight legs originating from the corners of the body, narrow chest should be faulted. The legs to be smooth jointed with short cannon bones, clean ankles and moderately angled fetlocks of medium length.
5. **Body:** Round, full ribbed with nicely defined musculing and well-sprung ribs; back and loin short and well-muscled, underline long.
6. **Hindquarters:** Muscular, rounded croup and the well-angled hip of a performance horse; the hind-

quarters and gaskin to be deep and fully muscled through the thigh, stifle, gaskin and down to the hock indicating strength and usability. Hocks wide set, deep and straight.

7. **Gait:** Purposeful and ground-covering with straight, low strides that have little flexion of the knees and hocks and looks suitable to a horse whose work could be outside of the show ring.
- D. Presentation and Appointments – Class Procedure: The Western Stock Halter horse will be shown in equipment and appointments of the traditional Western Stock show ring. It will exhibit good manners and responsiveness to its handler, it will stand quiet and square for inspection.
1. **Presentation:** The Western Stock Halter horse will be asked to perform a flat-footed four-beat walk past the judge(s) and a two-beat jog away from the judge(s) making a 90-degree turn. The exhibitor will primarily present and work from the horse's left-hand side as is the custom of the Western Stock halter ring although other positions are also allowed. The horse will be asked to stand square with all four feet flat on the ground and at least one front and one rear cannon bone perpendicular to the ground, judge may instruct exhibitor to stand horse square if needed. Exhibitor may use an empty hand or the hand holding the lead only to engage the horse's interest or enhance their expression. Stretching, baiting (enticing horse with any body part, equipment or material) and excessive jerking or harsh use of the lead line to be viewed as a negative toward the presentation score. Horse to be shown clean and well groomed, body clipped or not, with full mane and tail with the length left to the discretion of the exhibitor. In the tradition of the Western Stock show ring, excessive clipping, any razoring or balding of the face, muzzle and eyes or grooming to simulate razoring or balding is to be viewed as a negative toward the presentation score.
 2. **Equipment:** The Western Stock Halter horse will be shown in a leather, biothane or nylon halter and lead of the traditional western style, halter may be adorned or not. Arabian cable style halters are

prohibited. The lead may have a chain or not, chains will be used under the chin; chains over the nose or lip chains are prohibited.



Western Stock Halter approved equipment

3. Attire: Ladies should wear jackets and blouses with slacks, skirts or dresses of the Western type. No bare shoulders. Hats are optional but should be of the Western type if worn. Gentlemen should wear Western attire with or without a Western hat.
- E. Height: The height of the Western Stock Halter horse will conform to those in the AMHR Standard and Halter Division Rules (AMHR Halter Division Rules, 3.1 B.) For show purposes the Western Stock Halter horse will conform to those in the AMHR Standard and Halter Division Rules (AMHR Halter Division Rules, 3.5)
- F. Eligibility: The Western Stock Halter horse will conform to the eligibility rules in the AMHR Standard and Halter Division Rules (AMHR Halter Division rules, 3.2). Entry in a driving or performance class is not required to participate in Western Stock Halter.
- G. Disqualifications: The Western Stock Halter horse will be disqualified for showing in incorrect equipment or for violation of rules in the AMHR Standard and Halter Division Rules (AMHR Halter Division rules, 3.1 L)
- H. Artificial Appliances and Irritants: The Western Stock Halter horse will conform to the rules on Artificial Appliances and Irritants in the AMHR Standard and Halter Division Rules (AMHR Halter Division rules, 3.3).

- I. Cross-Entering: No cross entering at a show between Halter Divisions with the exception of Amateur, Youth, Solid Color, Multi-Color classes when separate classes are not offered for the Western Stock Halter horse.
- J. Hall of Fame and All-Star Points: Points earned in other Halter divisions do not transfer to Western Stock Halter. Points earned in Western Stock Halter do not transfer to other Halter divisions.

SECTION XI

Driving Performance Rules

2021 Rulebook

of the

American Shetland Pony Club, Inc.

American Miniature Horse Registry

American Show Pony Registry

National Sport Performance Pony Registry

American Shetland Pony International Registry



Updated February 2022

SECTION XI

DRIVING PERFORMANCE RULES

1.1 General Rules

The Following General Rules apply to ALL Breed Division driving classes for the ASPC/AMHR/ASPR.

- A. Headers Required: All Youth exhibitors in any driving class must have a header 16 years or older. Headers are to enter the ring when the line-up is called, may assist in setting up the animal and then step back two-paces where they are to remain, except in an emergency, until the judge's card is turned in.

Note: Judges are cautioned that this rule in no way negates the requirement in youth classes that animals must display good manners, stand quietly in the line-up and back readily.

- B. In Youth Driving, an attendant is allowed in the vehicle with the youth, age 17 and younger, but not required. The youth shall be in full control of the horse without assistance.
- C. To qualify for a Driving Championship/Stake class across all divisions of the ASPC, a pony/horse must have been shown in and completed one other class of the same specific division of the show in progress. Exception is Carriage Division as the only class that qualifies for carriage stakes is the ASPC/AMHR/ASPR/NSPPR Open Carriage Class.
- D. Stake/Championship classes are required to be held for any of the specific divisions, where an open driving class is offered.
- E. Timeout: The breakage of equipment or casting of a shoe shall be handled in accordance with Current USEF Rule Book, General Rule (GR) 833, which is in part as follows: "An exhibitor is entitled to request suspensions of judging for a period not to exceed five minutes in aggregate (but no more than one time in a class) in order to repair broken equipment, replace a shoe or rectify a similar con-

dition.” The exhibitor must go to the center of the ring for any such emergency which will constitute a request for time out. Time shall be taken from the moment the exhibitor goes to the center of the ring except in the event of a pony casting a shoe. Time shall not start until the farrier or his assistant touches the shoe or the pony. No more than three minutes will be allotted to find a shoe. If at the expiration of five minutes the repair has not been made, the contestant may proceed as is or be eliminated. The Steward or Ringmaster shall be held responsible for timing unless an official timer is present. If a pony is removed from the ring during a class for the purpose of re-shoeing, the Steward or Ringmaster shall accompany, and remain with the pony until he is returned to the ring, or excused from the class. Any exhibitor not involved in a “timeout” may make minor adjustments that can be performed with the assistance of one attendant and not be charged with a “timeout”.

- F. Any exhibitor may wear protective headgear (Certified ASTM/SEI Equine Helmet) in any division or class without penalty from the judge(s). All youth **MUST** wear protective headgear (Certified ASTM/SEI Equine Helmet) in Roadster. Headgear harness must be secured and properly fitted.
- G. Roadster Classes: “Colors-Up” or “With Colors” – Drivers must wear colors (cap and jacket) – stable colors preferred. Entry number is to be worn on the driver’s back and not attached to the vehicle.

MODERN AMERICAN SHETLAND PONY

Driving Performance Division Rules

2.1 Performance Division Rules and Class Specifications

A. General Rules

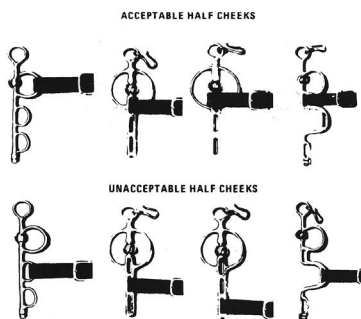
1. Observance of Rules: Everyone connected with exhibiting or judging Shetland Ponies shown in Performance Division classes shall observe the following rules as well as all general rules.
 - a) Cross-entering between Modern and Classics will not be allowed at the same show.
 - b) Cross-entering between Open Pleasure & Country Pleasure will not be allowed at the same show.
 - c) Cross-entering between Formal & Harness will not be allowed at the same show.
 - d) Open Pleasure Driving & Country Pleasure Driving classes are all optional classes. See Modern Pleasure for class specifications and shoeing specifications.
 - e) Open Modern Formal Driving and Formal Driving Stake classes are required classes.
 - f) **Youth Drivers, Headers Required:** Judges are cautioned that this rule in no way negates the requirement in youth classes that animals must display good manners, stand quietly and back readily in Pleasure and Harness classes.
 - g) Stakes classes may be held for any of the specific categories of the Division (Junior, Ladies, Amateur, etc.) provided a preliminary (qualifying) class of the same title is held, and stake entry fees and premiums are paid.

B. Tack and Equipment

1. **Single Harness Shetlands**, as well as pairs, tandem and unicorns, are to be driven to a viceroy, side bar buggy or four-wheeled vehicle of similar type.


Note: The use of a viceroy in Class “B” and Class “C” shows is recommended, but not required. Bridles worn in any Modern driving class (including Pleasure division) are to have a properly fitted cavesson or nose band.

2. **Roadster Shetlands** are to be driven to a sulky, bike or two-wheeled vehicle of similar type.
3. **Roadster Shetlands** are to wear harness with a low crupper, overcheck, square blinkers with straight or broken snaffle bit. Martingales and trotting boots are permitted.
4. **Single Harness Shetlands** are to wear show type harness, including round blinkers, side check and choice of bit. Ladies, Amateur and Youth must be driven in the half cheek.
 - a) Martingales, boots, rubber bands or strings of any description on the feet or legs are prohibited. However, high tail cruppers or other tail appliances are permitted.



The term "driven in the half cheek" means that the reins should be around the post or through the top slot, provided the top slot is 3/4 of the way inside the ring.

5. **Pairs and tandems** are to wear harness similar to that used on single ponies. Either breast or Kay collars may be used.
6. **Pleasure Shetlands** are to wear a show type harness, including side or overchecks, square or round blinkers with straight or broken snaffle bit. A properly fitted cavesson or nose band is required. Check-bit and martingales are optional. No liverpool bits, curb chains, or curb straps are allowed.
7. Whips, aprons, robes and similar equipment are optional unless definitely called for in the class specifications.
8. There shall be no penalty for use of hand holds.
9. No item disturbing to other entries may be used inside or outside the ring while showing a pony except the driver is allowed one whip no longer than 6 feet, including snapper and handle.



2.2 Harness Division – Performance Class Specifications

A. **Open Single Harness Class** is to be judged **40% on conformation and 60% on performance, quality and manners**. Excessive speed is considered undesirable.

1. Ponies are to enter the right, shall be worked both ways at gaits specified by the Judge(s) and lined up in the center of the ring. **“Park Pace” and “Show Your Pony”** are the commands to be given. At the “Park Pace” the feet should be lifted well off the ground and the stride medium in length, elastic and straight. “Show Your Pony” designates a smart trot which should be a straight forward, diagonal movement, forelegs being raised at least to a point where the forearm is extended in a horizontal position with the elbow and the hocks flexed, with the feet well under the body and well off the round. The body at all times should be in perfect balance, with head carried high. **These ponies are not required to back.**
 - a) Only one attendant per entry shall be permitted to enter the show arena when the class is instructed to line up. While the class is in progress, attendants must remain outside the in-gate of the show arena. They may set up, uncheck, and/or head ponies as needed.
 - b) Stallions, mares or geldings may be shown.
 - c) When in the line-up, ponies may be unchecked in any harness class except Ladies, Youth or Amateur.

- B. **Ladies Harness Class** is to be judged **40% on conformation and 60% on manners, quality and performance**. Excessive speed is undesirable. Entries limited to mares and geldings. Ponies are to enter to the right, shall be worked both ways at a “Park Pace” and lined up in the center of the ring. **Ponies are required to stand checked.**
1. Tack and Equipment – same as Open Single Harness class.
 2. Attendant (header) may assist in lining up an entry and thereafter shall remain at least two paces distant from the head. When lined up, ponies are required to stand without holding and back willingly without rearing.
 3. **The judge must require ponies in this class to back.**
 4. Ladies Harness ponies should be driven in half cheek bits. (*See diagram on p. 177 for acceptable half cheek bits*).
 5. Entries Limited to mares and geldings.
- C. **Youth Harness Class** is to be judged on the same basis, shall perform in the same way, and subject to the same specification as Ladies Harness. Attendants (riders) are optional.
1. Entries limited to mares and geldings.
 2. **Headers Required.**
- D. **Junior Pony Harness Class** shall be for the Shetlands, four years old and younger, 46" and under (44 ½" and under for two-year old). To be judged on the same basis as Open Single Harness.
- E. **Novice Pony Harness Class** shall be for Shetlands that have not won a total of three (3) first place awards in Class “AA” or “A” shows. Eligibility may continue for the life of the pony, but shall cease after winning the above-mentioned awards. To be judged on the same basis as Open Single Harness.
- F. **Novice Driver Harness Class** is to be judged on the same basis as Open Single Harness. For the purpose of this class, a driver is a novice until such time as he wins three (3) first place ribbons in an “A” or “AA” show.


- G. **Maiden Harness Class** is for ponies that have not won a first-place ribbon at “AA” or “A” shows. Ponies shall be judged on the same specifications as Open Single Harness.
- H. **Limit Harness Class** is open to ponies that have not won six (6) first place ribbons in Single Harness in its lifetime with competition in Class “A” or “AA” shows. Ponies judged on the same basis and subject to the same specifications as Open Single Harness.
- I. **Amateur Harness Class** is to be judged on the same basis as Ladies Harness, except stallions may be shown. Driver must meet the ASPC/AMHR/ASPR requirements for Amateur status.
- J. **Harness Amateur Owned and Shown Class** is to be judged on the same basis, shall perform in the same way and be subject to the same specifications as Ladies Harness, except stallions may be shown. A pony in an amateur owned and shown class is eligible and may be shown in other classes, including Stakes, provided it is driven by the amateur owner as defined in Section III – Definitions – 3.9 – Family, See also Section III – Amateur Rules – 4.8 – Modern Amateur Owned and Shown.
- K. **Pair Harness Class** is to be judged 40% on conformation and 60% on performance, quality, manners and uniformity. Excessive speed is considered undesirable. Ponies shall be judged on the same basis and subject to the same specifications as Open Single Harness class. A half inch difference in height shall not be considerable objectionable. However, if a definite height has been prescribed one may be under or over the limitation by no more than one-half inch, but not exceeding 46 inches. Combined ownership permitted. One attendant shall be permitted. Stallions, mares, or geldings may be shown.
- L. **Tandem Class Shetlands** (Harness) are to be judged 40% on conformation and 60% on performance, quality, manners and uniformity. Excessive speed is considered undesirable. Ponies shall be judged on the same basis and subject to the same specifications as Single Harness Class Shetlands. Ponies to be shown to 4-wheel buggy. Vice-roy, side-bar or gig. It is desirable that there be slack in

the traces of the lead pony and that both ponies travel in a straight line at all times. Combined ownership permitted. Two attendants shall be permitted. Stallions, mares or gelding may be shown.

- M. **Collection of Three (Unicorn) Class Shetlands (Harness)** are to be judged 40% on conformation and 60% on performance, quality, manners and uniformity. **Excessive speed is considered undesirable.** Ponies shall be judged on the same basis and subject to the same specifications as Single Harness Class Shetlands. The Unicorn shall be driven with two-wheel ponies and one lead pony. Combined ownership permitted. Three attendants shall be permitted. Stallions, mares or geldings may be shown.
- N. **Harness Championship/Stake Class** is to be judged on the same basis and subject to the same specifications as Open Single Harness.
- O. **Fancy Turnout Class** is to be judged 50% on the children's attire, 40% on conformation, manners and performance of the pony and 10% on the neatness and cleanliness of their harness and vehicle.
1. Ponies are to be driven to a viceroy.
 2. Ponies are to enter to the right, shall be worked both ways at a **"Park Pace"** and lined up in the center of the ring. When lined up, ponies are required to stand checked. Ponies are to be driven at a safe speed at all times. One attendant (header) is required. Only mares or geldings may be shown.
 3. Participants in this class shall be a girl and a boy both 17 years of age or younger.
 4. Accepted attire for afternoon – the girl shall wear a summer type dress, hat, and parasol, with flowers optional; the boy shall wear a sport coat of any color (except black), white shirt, bow tie, slacks or jodhpurs of a color to harmonize with the coat and either dress straw hat or bareheaded.
 Acceptable attire for evening – the girl shall wear formal evening dress and carry flowers; the boy shall wear current formal attire, ruffled or tucked shirt of white or color, a formal dinner jacket of suitable material of any color, including but not limited to bro-

cade, or velveteen, etc. Trousers of black or midnight blue, formal bow tie, black socks and shoes, bare-headed or dress straw hat. Formal full-dress attire of top hat, tuxedo, or tails, white dress shirt, wing collar, white tie acceptable if available. Boy driver not required to wear gloves. “Hoops” fastened to buggy may support the girl’s dress for evening formal attire.

5. In the event of postponement, it is recommended that the attire be judged as originally scheduled. It is also suggested that duplicate awards be given for each placing.
 6. Fancy Turnout is not a qualifying class for the Harness Championship/Stakes class.
- P. **Phaeton Class Shetlands** are to be judged 50% on children’s attire, 40% on performance of the pony and 10% on neatness and cleanliness of harness and equipment. Ponies are to enter to the right, shall be worked both ways at a “Walk” and “Park Pace” and lined up in the center of the ring.
1. Ponies are to be driven to a viceroy, at a safe speed.
 2. Pony to be driven by a girl, 16 years of age or under. She shall be accompanied by a boy who will ride behind the driver on a groom seat, which is attached to the viceroy. The groom shall not exceed five (5) feet in height. The groom will head the pony whenever the viceroy is stopped.
 3. Mares and Geldings only.
 4. Accepted attire – the girl shall wear afternoon party dress, hat, and gloves. The groom shall wear livery top hat, with brush, or hard hunting cap, coat (any livery color, such as red, green, blue, etc.) riding pants (with boots preferred) gloves, and neck scarf. Horn is optional.
- Q. **Single Harness to Bike Class** is to be judged on the same basis as Open Single Harness, except to be hitched to a two-wheeled cart, rather than a viceroy. Entry is not eligible for any other harness class in that specific show.



2.3 Roadster Division – Performance Class Specifications

- A. Open Roadster Class is to be judged 60% on speed in form, 20% on manners and way of going, 20% on conformation.
 1. Tack and Equipment
 - a) Roadster Shetlands are to be driven to a sulky, bike or two-wheeled vehicle of similar type.
 - b) Roadster Shetlands are to wear harness with a low crupper, overcheck, square blinkers with straight or broken snaffle bit. Martingales and trotting boots are permitted.
 2. Roadsters shall enter ring clockwise (left) at a “Jog Trot”; show the “Road Gait” when asked for; then turn counterclockwise at a “Jog Trot”; show the “Road Gait” when asked for and then “Trot at Speed”.
 - a) At all speeds, ponies should work in form, that is, their chins set and their legs working beneath them, going collectedly and in form. At the trot, a pony’s action should feature folding of knees, flexing of hocks, with straight true action of front legs and with hocks carried close together and with motions coordinated is executing a balanced trot. Long sprawling action in front, dragging or trailing hind legs and spraddle gaited action behind makes a balanced trot impossible. Animation, brilliance and show ring presence should characterize the roadster in working at a jog trot or road gait. When asked to drive on, the pony must show speed and go in form. Pace gaited or mix gaited ponies that pace and rack the turns, or break and run on the turns shall be

penalized. Ponies should be shown on the rail at all times except when passing and should go to the far end of every corner with outside rein-ing; should be light mouthed, capable of being taken up at any time, and stand well when being judged in the center of the ring. When ponies are lined up, the driver shall not leave his/her own vehicle except for necessary adjustments. Driver is permitted, however, to uncheck and stand at pony's head when left in the center of the ring while a part of the class is on the rail for a workout.

- b) Headers are optional in all driving classes with the exception of a Youth, in any driving class must have a header.
 - c) Stallions, mares and geldings may be shown
- B. **Ladies Roadster Class** is to be judged on the same basis and subject to the same specifications as the Open Roadster class. Entries are limited to mares and geldings.
- C. **Youth Roadster Class** is to be judged 20% on conformation, 40% on manners, 40% on speed and form. Youth must be in full control of the Pony without assistance. Pony must stand quietly and be suitable for a Youth Exhibitor. Entries limited to mares and geldings. **Helmet Required.**
- D. **Junior Pony Roadster Class** shall be for the Shetlands, four years old and younger, 46" and under (44 ½" and under for two-year olds). To be judged on same basis as Open Roadster.
- E. **Novice Pony Roadster Class** shall be for Shetlands that have not won a total of three (3) first place ribbons in Class "A" or "AA" shows. Eligibility may continue for the life of the pony, but shall cease after winning the above-mentioned awards. To be judged on the same basis as Open Roadster.
- F. **Novice Driver Roadster Class** is to be judged on the same basis as Open Roadster. For the purpose of this class a driver is a novice until such time as he wins three (3) first place ribbons in "A" or "AA" shows.

- G. **Maiden Roadster Class** is for ponies that have not won a first-place ribbon at “A” or “AA” shows. Ponies shall be judged on the same basis and subject to the same specifications as Open Roadster.
- H. **Limit Roadster Class** is open to ponies that have not won six (6) first place ribbons in Class “A” or “AA” shows with competition. Ponies shall be judged on the same basis and are subject to the same specifications as Open Roadster.
- I. **Amateur Roadster** is to be judged on the same basis as Ladies Roadster, except stallions may be shown. Driver must meet the ASPC/AMHR/ASPR requirements for Amateur status.
- J. **Roadster Amateur Owned and Shown Class** is to be judged on the same basis, shall perform in the same way and be subject to the same specifications as Ladies Roadster, except stallions may be shown. A pony in an amateur owned and driven class is eligible and may be shown in other classes, including Stakes, provided it is driven by the amateur owners or members of his or her family as defined in Section III – 3.9 – Family, see also Section III – Amateur Rules – 4.8 – Modern Amateur Owned and Shown.
 - 1. Headers Optional.
- K. **Roadster Championship/Stake Class** is to be judged on the same basis and subject to the same specifications as Open Roadster.

2.4 Formal Driving Division – Performance Class Specifications.

- A. **Open Modern Formal Driving Class** to be judged 40% on conformation and 60% on manners, quality and performance. Pony to be judged on an easy animated, but not extreme way of going.
 - 1. Tack and Equipment:
 - a) Pony to be shown to a suitable two-wheeled cart with foot basket or four-wheeled vehicle, but not a viceroy, racing sulky or fine harness rig.
 - b) The Modern Formal Driving pony must wear a show-type harness, including side or overchecks, square or round blinkers with straight or broken

snaffle bit. A properly fitted cavesson or nose band is required. Check bit and martingales are optional. No liverpool bits, curb chains or curb straps are allowed.

2. There should be light contact with the mouth, slight flexion at the poll without evidence of undue restraint. The pony should be relatively high headed and have a free way of moving. The check rein should not interfere with the relaxed and free way of going. Ponies are to enter the ring to the right and be shown both ways of the ring at the "Walk", "Trot" and "Extended Trot". Excessive speed is to be penalized. The "Walk" should be a relaxed flatfooted walk, a four-beat straight movement and not a jog trot. The "Trot" should be easy going, square with elasticity and freedom of movement. The "Extended Trot" should be ground covering, open and reaching. Ponies are to line up in the center of the ring, stand quietly and back readily.
 3. Driver to be dressed in appropriate attire (not silks or colors).
 4. **It is imperative that ponies stand quietly, back readily, and return to the lineup.**
- B. **Ladies Modern Formal Driving Class** is the same as Open Modern Formal Driving and is limited to mares and geldings.
 - C. **Youth Modern Formal Driving Class** to be judged the same as Open Modern Formal Driving. **Attendants (Rider) are optional** in Modern Formal Driving classes. Youth must be in full control of the pony without assistance.
 - D. **Novice Driver Modern Formal Driving Class** is to be judged on the same basis as Open Modern Formal Driving. For the purpose of this class a driver is a novice until such time as he wins three (3) first place ribbons in any "C", "B", "A" or "AA" shows.
 - E. **Junior Pony Modern Formal Driving** shall be for the Shetlands, four years old and younger, 46" and under (44 1/2" and under for two-year old). To be judged on same basis as Open Modern Formal Driving.

- F. **Limit Modern Formal Driving Class** is open to ponies that have not won six (6) first place ribbons in Class “A” or “AA” shows with competition. Ponies shall be judged on the same basis and are subject to the same specifications as Open Modern Formal Driving.
- G. **Amateur Modern Formal Driving Class** is to be judged on the same basis as Open Modern Formal Driving, with driver meeting the ASPC/AMHR/ASPR requirements for Amateur status.
- H. **Modern Formal Driving Championship/Stake Class** is to be judged on the same basis and subject to the same specifications as Open Modern Formal Driving.

2.5 Other Modern Driving Classes

A. Reinsmanship

1. General: this class is designed to test the knowledge and ability of the driver. To be conducted in the manner of Open Pleasure Driving Class. To be shown on the rail at a walk, pleasure trot and extended trot. To be judged primarily on the ability and skill of the driver. To be judged 75% on the handling of the reins and whip, control, posture and overall appearance of the driver and 25% on the condition of the harness and vehicle and the neatness of attire. In order to evaluate a driver’s versatility, the judge may require a test.
2. Suggested Tests:
 - a) Back.
 - b) Drive a circle of designated size, at judge’s discretion.
 - c) Drive a figure eight.
 - d) Extended trot-intermediate gait.
 - e) Negotiate simple obstacles, i.e., drive between two obstacles.
 - f) Stop and stand.
 - g) Drive with one hand.

B. Sunday In the Park:

1. To be shown to a viceroy or suitable vehicle.
2. To be judged 50% on turnout of viceroy or suitable vehicle and driver attire. Vehicle turnout can be decorated with floral arrangements or appropriate Sunday in the Park theme.

3. Acceptable women's attire for afternoon classes is summery type dress with hat, parasol/parasol whip is optional, but cannot be held or open while driving. Parasol can be opened in line-up provided a header is present.
4. Gentleman afternoon attire shall be sports coat of any color except black. Bow ties to match the sports coat and appropriate straw hat.
5. Evening ladies' attire shall be formal length, parasol is optional, but cannot be held or open while driving. Parasol can be opened in line- up provided a header is present. Evening gentlemen attire shall be formal dinner jacket, ruffled or tucked white shirt or color. Formal jacket to be suitable or black suitable material to include but not limited to brocade or velveteen. Trousers of black, dark blue or midnight blue. Formal bowtie, black socks and shoes and dress hat.
6. To show all-around action at a Park Trot and not faster. Must stand quietly and must back easily. To be judged on manners, quality and performance.
7. Attendant/header can be available during line-up, but if a parasol is used and opened an attendant/header must be present. If no attendant/header and parasol is opened entry will be disqualified. This is a safety factor.

MODERN PLEASURE SHETLAND PONY

Driving Performance Division Rules

2.6 General Rules

A. Tack and Equipment

1. Modern Pleasure Driving ponies are to be shown to a suitable two- wheeled cart with foot basket or four-wheeled vehicle, but not a viceroy, racing sulky or fine harness rig.
2. Modern Pleasure Driving ponies are to wear a show-type harness, including side or over checks, square or round blinkers with straight or broken snaffle bit. A properly fitted cavesson or nose band is required. Check bit and martingales are optional. No Liverpool bits, curb chains, or curb straps are allowed.

2.7 Modern Open Pleasure Driving Class Definition

Open Pleasure Pony to be shown barefoot or with an evenly weighted shoe of uniform thickness and an optional light pad. Toe clips and/or side clips are permitted. No artificial attachments such as lead chunks, weights, rings, etc., are allowed. Artificial appliances (rubber bands, chains, shackles, etc.) are prohibited in the ring or warm up area at the horse show. Cross-entering between Modern Open Pleasure and Modern Pleasure-Country Pleasure classes will not be allowed at the same show.

2.8 Modern Open Pleasure Driving Division – Class Specifications

- #### A. Modern Open Pleasure Driving Class
- to be judged 25% on conformation and 75% on manners, quality and performance. There should be light contact with the mouth, slight flexion at the poll without evidence of undue restraint. The pony should be higher headed than a Modern Country Pleasure pony and have a free way of moving. The checkrein should not interfere with the relaxed and free way of going. Ponies are to enter the ring to the right and be shown both ways in the ring at the “Walk”, “Pleasure Trot” and “Extended Trot”. Excessive speed and extreme action are to be penalized. Extreme action to be defined as consistently at or above level. The “Walk” should be a relaxed flatfooted walk, a four-beat straight movement and not a jog trot. The “Pleasure Trot”

should be easy going, square with elasticity and freedom of movement. The “Extended Trot” should be ground covering, open and reaching. Ponies are to be lined up in the center of the ring, stand quietly and back readily. Driver to be dressed in appropriate attire (not silks or colors), headers optional except in youth classes.

1. Ponies shown in Modern Open Pleasure Driving are not eligible for any other driving division.
- B. **Modern Ladies Pleasure Driving** is the same as Modern Open Pleasure Driving Class and is limited to mares and geldings.
 - C. **Modern Youth Pleasure Driving** to be judges the same as Modern Open Pleasure Driving. Attendants (riders) are optional. Limited to mares and geldings.
 - D. **Modern Amateur Pleasure Driving** is to be judges on the same basis as Modern Open Pleasure Driving, driver meeting the ASPC/AMHR/ASPR requirements for Amateur status.
 - E. **Modern Junior Pleasure Driving** shall be for the Shetlands, four years old and younger, 46" and under (44 ½" and under for two-year old). To be judged on same basis as Modern Open Pleasure Driving.
 - F. **Modern Limit Pleasure Driving** is open to ponies that have not won six (6) first place ribbons in Class “A” or “AA” shows with competition. Ponies shall be judged on the same basis and are subject to the same specifications as the Modern Open Pleasure Driving.
 - G. **Modern Pleasure Driving Championship/Stake Class** is to be judged on the same basis and subject to the same specifications as Modern Open Pleasure Driving.

2.9 Modern Pleasure Country Pleasure Driving Division

Entries are to be shown barefoot or with an evenly weighted shoe of uniform thickness and an optional light pad. Toe clips and/or side clips are permitted. No artificial attachments such as lead chunks, weights, rings, etc., are allowed. Artificial appliances (rubber bands, chains, shackles, etc.) are prohibited in the ring or warm up area at the horse show.

A. Tack and Equipment

1. Modern Pleasure Driving ponies are to be shown to a suitable two- wheeled cart with foot basket or four-wheeled vehicle, but not a viceroy, racing sulky or fine harness rig.
2. Modern Pleasure Driving ponies are to wear a show-type harness, including side or over checks, square or round blinkers with straight or broken snaffle bit. A properly fitted cavesson or nose band is required. Check bit and martingales are optional. No Liverpool bits, curb chains, or curb straps are allowed.

B. **Modern Pleasure-Country Pleasure Open Class** to be judged 25% on conformation and 75% on manners, quality and performance. There should be light contact with the mouth, slight flexion at the poll without evidence of undue restraint. The head set should appear natural for the pony with slight flexion at the poll. High headed ponies will be marked down. Pony to have a free way of moving and the checkrein should not interfere with the relaxed and free way of going. Ponies to be judges on an easy, naturally animated way of going. Ponies lift can be level, ponies breaking level will be marked down.

1. Ponies are to enter the ring counterclockwise (to the right). To be shown both ways of the arena at the “Walk”, “Country Pleasure Trot” and “Extended Trot”. The “Walk” should be a relaxed flatfooted walk, a four-beat straight movement and not a jog trot. The “Country Pleasure Trot” should be easy going, square with elasticity and freedom of movement, a pleasure to drive. The “Extended Trot” should be ground covering, open and reaching but not roadster speed. The pony should move freely on a taut but light rein while maintaining a balanced gait and forward movement. Ponies are to be lined up in the center of the ring, stand quietly and back readily. Driver to be dressed in appropriate attire, ladies’ hats are option but not required. No silks or colors allowed. Headers are optional with the exception of youth classes where headers are required.
2. Ponies shown in Modern Pleasure-Country Pleasure Driving cannot cross enter into Modern classes with the exception of Sunday in the Park.

- C. **Ladies Modern Pleasure-Country Pleasure Driving Class** is the same as Modern Pleasure-Country Open Class and is limited to mares and geldings.
- D. **Youth Modern Pleasure-Country Pleasure Driving Class** to be judged the same as Modern Pleasure-Country Open Class. Attendants (riders) are optional. Limited to mares and geldings.
- E. **Novice Driver Modern Pleasure Country Pleasure Driving Class** is to be judged on the same basis as Modern Pleasure-Country Open Class. For the purpose of this class a driver is a novice until such time as he/she wins three (3) first place ribbons in any "C", "B", "A" or "AA" shows.
- F. **Junior Pony Modern Pleasure Country Pleasure Driving Class** shall be for the Shetlands, four years old and younger, 46" and under (44 ½" and under for two-year old). To be judged on same basis as Modern Pleasure-Country Open Class.
- G. **Limit Modern Pleasure Country Pleasure Driving Class** is open to ponies that have not won six (6) first place ribbons in Class "A" or "AA" show with competition. Ponies shall be judged on the same basis and are subject to the same specifications as Modern Pleasure-Country Open Class.
- H. **Amateur Modern Pleasure Country Pleasure Driving Class** is to be judged on the same basis as Modern Pleasure-Country Open Class, with driver meeting the ASPC/AMHR/ASPR requirements for Amateur status.
- I. **Modern Pleasure Country Pleasure Pony Driving Championship/ Stake Class** is to be judged on the same basis and subject to the same specifications as Modern Pleasure-Country Open Class. To qualify for a Championship/Stake class a pony must have been shown in at least one other class of the same specific division of the show in progress.
 - 1. Show Management may not, as part of the local rules, require entries in the Ladies and Youth classes to compete in the Championship/Stake class. Said classes will, however, be considered as qualifying events.

AMERICAN SHOW PONY REGISTRY

Driving Performance Division Rules

3.1 Performance Division Rules and Class Specifications

A. General Rules

1. Observance of Rules: Everyone connected with exhibiting or judging American Show Ponies shown in Performance Division classes shall observe the following rules as well as all general rules.

B. Tack and Equipment

1. Whips, aprons, robes and similar equipment are optional unless definitely called for in the class specifications.
2. There shall be no penalty for use of hand holds.
3. The breakage of equipment or casting of a shoe shall be handled in accordance with Current USEF Rule Book, General Rule (GR)833.
4. No item disturbing to other entries may be used inside or outside the ring while showing a pony except the driver is allowed one whip no longer than 6 feet, including snapper and handle.

3.2 Harness Division – Performance Class Specifications.

A. Tack and Equipment:

1. Harness ponies, are to be driven to a viceroi, side bar buggy or four-wheeled vehicle of similar type.
2. Harness ponies are to wear show type harness including round blinkers, side check and choice of bit.
3. Ladies, Amateur and Youth must be driven in the half cheek. (*See diagram on p. 177 for acceptable half cheek bits*).
4. Martingales, boots, rubber bands or strings of any description on the feet or legs are prohibited. However, high tail cruppers or other tail appliances are permitted.

B. **Open Harness Class** is to be judged **40% on conformation and 60% on performance, quality and manners.** Excessive speed is considered undesirable.

1. Ponies are to enter the ring, shall be worked both ways at gaits specified by the Judge and lined up in the center of the ring. **“Park Pace” and “Show Your Pony”** are the commands to be given. At the “Park

Pace” the feet should be lifted well off the ground and the stride medium in length, elastic and straight. “Show Your Pony” designates a smart trot which should be a straight forward, diagonal movement, forelegs being raised at least to a point where the forearm is extended in a horizontal position with the elbow and the hocks flexed, with the feet well under the body and well off the ground. The body at all times should be in perfect balance, with head carried high. **These ponies are not required to back.**

2. Only one attendant (header) per entry shall be permitted to enter the show arena when the class is instructed to line up. While the class is in progress, attendants (headers) must remain outside the in-gate of the show arena. They may set up, uncheck, and/or head ponies as needed.
 3. Stallions, mares or geldings may be shown.
 4. When in the lined up, ponies may be unchecked in any harness class except Ladies, Youth or Amateur.
- C. **Ladies Harness Class** is to be judged **40% on conformation and 60% on manners, quality and performance**. Excessive speed is undesirable. Ponies are to enter to the right, shall be worked both ways at a “Park Pace” and lined up in the center of the ring. Ponies are required to stand checked. Entries Limited to mares and geldings.
1. Attendant (header) may assist in lining up an entry and thereafter shall remain at least two paces distant from the head. When lined up, ponies are required to stand without holding and back willingly without rearing.
 2. **The judge must require ponies in this class to back.**
- D. **Youth Harness Class** is to be judged on the same basis, shall perform in the same way, and subject to the same specification as Ladies Harness. **Attendants (riders) are optional** in Youth Harness classes. Entries limited to mares and geldings.
- E. **Junior Pony Harness Class** shall be for the American Show Ponies, four years old and younger, 48" and under or ponies that have not won three (3) first place ribbons in Class “A” or “AA” Shows with competition. Ponies to

be judged on the same basis and are subject to the same specifications as the Harness class.

- F. **Amateur Harness** is to be judged on the same basis as Ladies Harness, except stallions may be shown. Driver must meet the ASPC/AMHR/ASPR requirements for Amateur status.
- G. **Fancy Turnout Class** is to be judged **50% on the children's attire, 40% on conformation, manners and performance of the pony and 10% on the neatness and cleanliness of their harness and vehicle.**
 - 1. Ponies are to be driven to a viceroi.
 - 2. Ponies are to enter to the right, shall be **worked both ways at a "Park Pace"** and lined up in the center of the ring. When lined up, ponies are required to stand checked. Ponies are to be driven at a safe speed at all times. **One attendant (header) is required.** Only mares or geldings may be shown.
 - 3. Participants in this class shall be a girl and a boy both 17 years of age or younger.
 - 4. Attire:

Accepted attire for afternoon – the girl shall wear a summer type dress, hat, and parasol, with flowers optional; the boy shall wear a sport coat of any color (except black), white shirt, bow tie, slacks or jodhpurs of a color to harmonize with the coat and either dress straw hat or bareheaded.

Acceptable attire for evening – the girl shall wear formal evening dress and carry flowers; the boy shall wear current formal attire, ruffled or tucked shirt of white or color, a formal dinner jacket of suitable material of any color, including but not limited to brocade, or velveteen, etc. Trousers of black or midnight blue, formal bow tie, black socks and shoes, bareheaded, or dress straw hat.

Formal full-dress attire of top hat, tuxedo, or tails, white dress shirt, wing collar, white tie acceptable if available. Boy driver not required to wear gloves. "Hoops" fastened to buggy may support the girl's dress for evening formal attire.

5. In the event of postponement, it is recommended that the attire be judged as originally scheduled. It is also suggested that duplicate awards be given for each placing.
 6. Fancy Turnout is not a qualifying class for the Harness Championship/Stakes class.
- H. **Harness Championship/Stake Class** is to be judged on the same basis and subject to the same specifications as Open Harness.

3.3 Roadster Division – Performance Class Specifications

A. Tack and Equipment

1. Roadster American Show Ponies are to be driven to a sulky, bike or two-wheeled vehicle of similar type.
2. Roadster ponies are to wear harness with a low crupper, over check, square blinkers with straight or broken snaffle bit. Martingales and trotting boots are permitted.

B. **Open Roadster Class** is to be judged 60% on speed in form, 20% on manners and way of going, 20% on conformation.

1. Roadsters shall enter ring clockwise (left) at a “**Jog Trot**”; show the “**Road Gait**” when asked for; the turn counterclockwise at a “**Jog Trot**”; show the “**Road Gait**” when asked for and then “**Trot at Speed**”.
2. At all speeds, ponies should work in form; that is, their chins set and their legs working beneath them, going collectedly and in form. At the trot, a pony’s action should feature folding of knees, flexing of hocks, with straight true action of front legs and with hocks carried close together and with motions coordinated is executing a balanced trot. Long sprawling action in front, dragging or trailing hind legs and spraddle gaited action behind makes a balanced trot impossible. Animation, brilliance and show ring presence should characterize the roadster in working at a jog trot or road gait. When asked to drive on, the pony must show speed and go in form. Pace gaited or mix gaited ponies that pace and rack the turns, or break and run on the turns shall be penalized. Ponies should be shown on the rail at all times except when

passing and should go to the far end of every corner with outside reining; should be light mouthed, capable of being taken up at any time, willing to walk and stand well when being judged in the center of the ring. When ponies are lined up, the driver shall not leave his/her own vehicle except for necessary adjustments. Driver is permitted, however, to uncheck and stand at pony's head when left in the center of the ring while a part of the class is on the rail for a workout. Headers are optional with the exception of Youth classes must have a header.

- C. **Ladies Roadster Class** is to be judged on the same basis and subject to the same specifications as the Open Roadster class. Except entries are limited to mares and geldings.
- D. **Youth Roadster Class** is to be judged **20% on conformation, 40% on manners, 40% on speed and form.** Pony must stand quietly and be suitable for a Junior Exhibitor. Entries limited to mares and geldings.
- E. **Junior Pony Roadster Class** shall be for the American Show Ponies, four years old and younger, 48" and under or ponies that have not won three (3) first place ribbons in Class "A" or "AA" Shows with competition Ponies to be judged on the same basis and are subject to the same specifications as the Open Roadster class.
- F. **Amateur Roadster** is to be judged on the same basis as Ladies Roadster, except stallions may be shown. Driver must meet the ASPC/AMHR/ASPR requirements for Amateur status.
- G. **Roadster Championship/Stake Class** is to be judged on the same basis and subject to the same specifications as Open Roadster.

3.4 Open Pleasure Division – Performance Class Specifications

- A. Definition
 - 1. Ponies are to be judged on manners, quality and performance, with emphasis in that order. Ponies to be shown with tail in natural position. Ponies to be judged on an easy, animated but not extreme way of going. The pony should be of superior type,

conformation, attitude and training for the specific qualifications of the class. The American Show Pony Pleasure pony generally has less animation than that of the Roadster or Harness pony and must display an absolutely agreeable attitude. While its gait must be collected and balanced, it need not have the brilliance or the high action of the Roadster or Harness pony.

- B. American Show Ponies entered in any American Show Pony Pleasure Pony Division class may not cross-enter in the following ways at any given show:
 - 1. Into any other American Show Pony Performance driving (i.e., Roadster or Harness) division.
 - 2. Between Open and Country Pleasure Performance.
- C. Tack and Equipment
 - 1. Pleasure American Show Ponies are to be show to a suitable two- wheeled cart with foot basket or four-wheeled vehicle, but not a viceroi, racing sulky or fine harness rig.
 - 2. Pleasure ponies are to wear a show-type harness, including side or over checks, square or round blinkers with straight or broken snaffle bit. A properly fitted cavesson or nose band is required. Check bit and martingales are optional. No Liverpool bits, curb chains, or curb straps are allowed.
- D. Open Pleasure Class to be judged 40% on conformation and 60% on manners, quality and performance. There should be light contact with the mouth, slight flexion at the poll without evidence of undo restraint. The pony should be relatively high headed and have a free way of going. The check rein should not interfere with the relaxed and free way of going.
 - 1. Pony to be shown barefoot or with an evenly weighted shoe of uniform thickness and an optional light pad. Caulks and trailers allowed on hind shoes. Toe clips and/or side clips are permitted. No artificial attachments such as lead chunks, weights, rings, etc. are allowed. Artificial appliances (rubber-bands, chains, shackles, etc.) are prohibited in the ring or warm up area at the horse show.

2. Ponies are to enter the ring to the right and be shown both ways of the ring at the **“Walk”, “Pleasure Trot”** and **“Extended Trot”**. Excessive speed and extreme action to be penalized. The “walk” should be a relaxed flatfooted walk, a four-beat straight movement and not a jog trot. The “Pleasure Trot” should be easy going, square with elasticity and freedom of movement. The “Extended Trot” should be ground covering, open and reaching. Ponies are to line up in the center of the ring, stand quietly and back readily. **It is imperative that ponies stand quietly, back readily and return to the line-up.**
 3. Driver to be dressed in appropriate attire (no silks or colors).
 4. Header optional except in Youth classes.
 5. Stallions, mares and geldings may be shown.
- E. **Ladies Pleasure Class** is to be judged on the same basis and subject to the same specifications as the Open Pleasure class. Except entries are limited to mares and geldings.
- F. **Youth Pleasure Class** is to be judged on the same basis and subject to the same specifications as the Open Pleasure class. Attendants (riders) are optional. Entries limited to mares and geldings.
- G. **Junior Pony Pleasure Class** shall be for the American Show Ponies, four years old and younger, 48" and under or ponies that have not won three (3) first place ribbons in Class “A” or “AA” Shows with competition. Ponies to be judged on the same basis and are subject to the same specifications as the Open Pleasure class.
- H. **Amateur Pleasure** is to be judged on the same basis as the Open Pleasure class. Driver must meet the ASPC/ AMHR/ ASPR requirements for Amateur status.
- I. **Pleasure Championship/Stake Class** is to be judged on the same basis and subject to the same specifications as Open Pleasure.

3.5 Country Pleasure Division – Performance Class Specifications

A. Definition

1. Ponies are to be judged on manners, quality and performance, with emphasis in that order. Ponies to be shown with tail in natural position. Ponies to be judged on an easy, animated but not extreme way of going. The pony should be of superior type, conformation, attitude and training for the specific qualifications of the class. The American Show Pony Pleasure pony generally has less animation than that of the Roadster or Harness pony and must display an absolutely agreeable attitude. While its gait must be collected and balanced, it need not have the brilliance or the high action of the Roadster or Harness pony.

B. American Show Ponies entered in any American Show Pony Country Pleasure Pony Division class may not cross-enter in the following ways at any given show:

1. Into any other American Show Pony Performance driving (i.e., Roadster or Harness) division.
2. Between Open and Country Pleasure Performance.

C. Tack and Equipment

1. Country Pleasure American Show Ponies are to be show to a suitable two-wheeled cart with foot basket or four-wheeled vehicle, but not a viceroy, racing sulky or fine harness rig.
2. Country Pleasure ponies are to wear a show-type harness, including side or over checks, square or round blinkers with straight or broken snaffle bit. A properly fitted cavesson or nose band is required. Check bit and martingales are optional. No Liverpool bits, curb chains, or curb straps are allowed.

D. **Open Country Pleasure Class** to be judged 40% on conformation and 60% on manners, quality and performance. There should be light contact with the mouth, slight flexion at the poll without evidence of undo restraint. The pony should be relatively high headed and have a free way of going. The check rein should not interfere with the relaxed and free way of going.

1. Entries to be shown barefoot or with an evenly weighted shoe of uniform thickness and an optional light pad. Toe clips and/or side clips are permitted. No artificial attachments such as lead chunks, weights, rings, etc are allowed. Artificial appliances (rubberbands, chains, shackles, etc.) are prohibited in the ring or warm up area at the horse show.
 2. Ponies are to enter the ring to the right and be shown both ways of the ring at the **“Walk”, “Pleasure Trot”** and **“Extended Trot”**. Excessive speed and extreme action to be penalized. The “walk” should be a relaxed flatfooted walk, a four-beat straight movement and not a jog trot. The “Pleasure Trot” should be easy going, square with elasticity and freedom of movement. The “Extended Trot” should be ground covering, open and reaching. Ponies are to line up in the center of the ring, stand quietly and back readily. **It is imperative that ponies stand quietly, back readily and return to the line-up.**
 3. Driver to be dressed in appropriate attire (no silks or colors).
 4. Stallions, mares and geldings may be shown.
- E. **Ladies Country Pleasure Class** is to be judged on the same basis and subject to the same specifications as the Open Country Pleasure class. Except entries are limited to mares and geldings.
- F. **Youth Country Pleasure Class** is to be judged on the same basis and subject to the same specifications as the Open Country Pleasure class. Attendants (riders) are optional. Entries limited to mares and geldings.
- G. **Junior Pony Country Pleasure Class** shall be for the American Show Ponies, four years old and younger, 48" and under or ponies that have not won three (3) first place ribbons in Class “A” or “AA” Shows with competition. Ponies to be judged on the same basis and are subject to the same specifications as the Open Country Pleasure class.
- H. **Amateur Country Pleasure** is to be judged on the same basis as the Open Country Pleasure class. Driver must meet the ASPC/AMHR/ASPR requirements for Amateur status.

- I. **Country Pleasure Championship/Stake Class** is to be judged on the same basis and subject to the same specifications as Open Country Pleasure.

3.6 Sunday In the Park

- A. To be shown to a viceroy or suitable vehicle. To be judged 50% on turnout of viceroy or suitable vehicle and driver attire. Vehicle turnout can be decorated with floral arrangements or appropriate Sunday in the Park theme. Acceptable women's attire for afternoon classes is summery type dress with hat, parasol/parasol whip is optional, but cannot be held or open while driving. Parasol can be opened in line-up provided a header is present. Gentleman afternoon attire shall be sports coat of any color except black. Bow ties to match the sports coat and appropriate straw hat.
- B. Evening ladies' attire shall be formal length, parasol is optional, but cannot be held or open while driving. Parasol can be opened in line-up provided a header is present.
- C. Evening gentlemen attire shall be formal dinner jacket, ruffled or tucked white shirt or color. Formal jacket to be suitable or black suitable material to include but not limited to brocade or velveteen. Trousers of black, dark blue or midnight blue. Formal bowtie, black socks and shoes and dress hat.
- D. To show all-around action at a Park Trot and not faster. Must stand quietly and must back easily. To be judged on manners, quality and performance. Attendant/header can be available during line-up, but if a parasol is used and opened an attendant/header must be present. If no attendant/header and parasol is opened entry will be disqualified. This is a safety factor.

CLASSIC AMERICAN SHETLAND PONY

Driving Performance Division Rules

4.1 Classic Driving Performance Division

A. General Performance Rules:

1. All performance class animals must be a minimum of two (2) years old (must have reached their actual second birthday) or older at time of competition, unless otherwise specified.
2. **Headers required for youth in any driving classes.**
3. **Riding attendants are optional in Classic Youth driving classes.**
4. Stallions are not allowed in Classic Youth performance classes.
5. Cross entering at the same show is allowed between the Pleasure and Roadster Division.
6. Classic Pleasure and Classic Formal Pleasure ponies cannot cross-enter into Country Pleasure Driving classes at the same show.
7. Country Pleasure ponies cannot cross enter into Classic Formal Pleasure or Classic Pleasure classes at the same show.
8. Driving whips (optional) if used must be of suitable style, and the tip of the lash must not reach past the shoulder of the pony.
9. Drivers and their attendants should be dressed appropriately. Hats, gloves, and aprons are optional. No strapless tops or open toed shoes allowed.
10. Performance classes are open to Classic and Foundation Classic Shetlands.
11. Only the animal(s) entered in a performance class is allowed in the ring during judging.
12. Classics may be shown barefoot or with a light plate of uniform thickness and weight. No pads are permitted. No built-up feet or heel measurements exceeding 1¾" allowed. No weighted shoes or shoes having toe or side clips, grabs, caulks, or trailers. The plate shall be of equal length in the branches from the toe back and shall not extend past the bulb of the heel. No corrective shoeing will be permitted.
13. Stake classes will be known as Championship classes. 1st place will be Champion and 2nd place will be Reserve Champion.

4.2 Pleasure Driving Division

- A. The Classic Pleasure Shetland must exhibit Classic conformation standards, quiet manners, perform at a collected gait on a light rein, stand quietly and back readily. Extreme action or heavy on the bit will be penalized.
- B. The Classic pleasure driving pony must wear a show-type harness, including side or overcheck, square or round blinkers with straight or broken snaffle bit. A properly fitted cavesson or noseband is required. Check bit and martingales are optional. No liverpool bits, curb chains or curb straps are allowed. Exception: Classic Draft Harness classes may use liverpool bits or other appropriate bits acceptable for heavy draft-type harness.
- C. **Open Pleasure Driving:** Open to stallions, mares or geldings. Judged 60% on manners, quality and performance, 40% on conformation. Ponies to enter the ring counter clockwise (to the right at a pleasure trot), to be shown both ways of the ring at a walk, pleasure trot and extended trot. To be lined up in the center of the ring, stand quietly and back readily. Excessive speed and action will be penalized. The walk should be a relaxed flat-footed walk, a four-beat straight movement and not a jog trot. The trot should be easy going, square with elasticity and freedom of movement. Extended trot should be ground covering, open and reaching.
 1. Pony to be shown to a suitable two-wheeled cart with foot basket or four-wheeled vehicle. Viceroy's, racing sulkys, and fine harness rigs are not acceptable.
 2. Ponies to wear show-type harness, including side or over check, square or round blinkers with straight or broken snaffle bit.
 3. Check bit and martingales are optional. Liverpool bits, curb chains or curb straps are not allowed.
- D. **Youth Pleasure Driving:** Entries limited to mares and geldings only. Youth to be 17 years of age or younger. An attendant is optional. A header is required.
- E. **Ladies Pleasure Driving:** Open to Ladies 18 years of age or older, judged the same as Open Pleasure Driving. No attendant permitted. Entry may be stallion, mare or gelding.

- F. **Gentleman Pleasure Driving:** Open to Gentlemen 18 years of age or older, judged the same as Open Pleasure Driving. No attendant permitted. Entry may be stallion, mare or gelding.
- G. **Limit Pleasure Driving:** Open to ponies which have not won six first place ribbons in class “A” competition, judged the same as Open Pleasure Driving. No attendant permitted. Headers are optional. Entry may be a stallion, mare or gelding.
- H. **Pair Pleasure Driving:** The pair of ponies to be judged the same as Open Pleasure Driving. A half-inch difference in height shall not be considered objectionable. Combined ownership permitted.
- I. **Amateur Owned & Driven Pleasure Driving:** Judged the same as Open Pleasure Driving with an amateur as driver. Pony need not have been shown throughout the entire show by the amateur owner.
- J. **Pleasure Driving Championship/Stake:** Judged the same as Open Pleasure Driving.

4.3 Classic Formal Pleasure Driving to Viceroy

- A. To be judged 60% on manners, quality and performance and 40% on conformation. Ponies are to enter to the right and be shown both way of the ring at a walk and trot. Ponies to be lined up in the center of the ring, stand quietly and back readily. The walk should be a relaxed flat- footed walk, a four-beat straight movement. The trot should be easy going, square with elasticity and freedom of movement. Driver to be dressed in appropriate attire (not silks or “colors”). Entry may be a stallion, mare or gelding.
- B. Pony to be shown in fine harness with round blinkers, side check and snaffle bit (check bit optional).

4.4 Country Pleasure Driving Division

- A. Pony to be shown to a two-wheeled pleasure cart only with a foot basket.
- B. Ponies to enter the ring counterclockwise (to the right) at a country pleasure trot. To be shown both ways of the ring at a walk, country pleasure trot and an extended trot. Ponies to be lined up in the center of the ring, stand quietly, and rein back.


1. Walk – A free, regular and forward moving four beat gait. The pony should walk energetically, but calmly, with an even and determined pace.
 2. Country Pleasure Trot – A balanced, easy moving, relaxed two beat gait demonstrating forward movement.
 3. Extended Trot – A clear increase in gait and length of stride. The pony should move freely on a taut, but light rein, while maintaining a balanced pace and forward movement. Excessive action and speed shall be penalized.
- C. Judged 60% on performance, manners and way of going, 30% on condition, fit and appropriateness of harness and vehicle and 10% on neatness, appropriateness of attire and overall impression.
- D. High head sets and excessive knee action to be severely penalized.
- E. Cross-entering is not allowed between the Country Pleasure and Pleasure Driving Division at the same show.
- F. Class Descriptions:
1. **Open Country Pleasure Driving:** Open to stallions, mares and geldings.
 2. **Youth Country Pleasure Driving:** Entries limited to mares and geldings only. Header is required.
 3. **Ladies Country Pleasure Driving:** Open to Ladies 18 years of age or older. Open to stallions, mares and geldings. Attendants optional.
 4. **Gentlemen Country Pleasure Driving:** Open to Gentlemen 18 years of age or older. Entry may be stallion, mare or gelding.
 5. **Amateur Country Pleasure Driving:** Driver must be an amateur, 18 years of age or older. Pony need not have been shown throughout the entire show by the amateur.
 6. **Golden Age Country Pleasure Driving:** Driver must be 55 years of age or older.
 7. **Country Pleasure Driving Stake Class:** To qualify for a Stake class, a pony must have been shown in at least one other class of the Country Pleasure Driving division.

4.5 Western Country Pleasure Driving Division

A. Class Conditions

1. Ring Procedure: Western Country Pleasure driving ponies shall enter the ring counterclockwise (to the right) at a Country Pleasure Trot. To be shown both ways of the arena at a walk, country pleasure trot and extended trot. To stand quietly and rein back. To be judged 60% on the pony's performance, manners and way of going, and suitability for assuring a pleasurable drive, 30% on condition, fit and appropriateness of harness and vehicle, and 10% on neatness, appropriateness of attire and overall impression. Over checks or side checks (both optional) should be slightly loose, not snug. Martingales are also optional. Excessive knee action and speed to be penalized.
 - a) Walk: A free regular and forward moving four beat gait. The pony should walk freely and calmly, with an even determined gait.
 - b) Western Country Pleasure Trot: A balanced, easy going, relaxed two beat gait demonstrating forward movement with a flat knee and little hock flexion.
 - c) Extended Trot: A clear increase in gait and length of stride. Excessive knee or hock action and speed to be severely penalized. The pony should move freely on a taut, but light rein, while maintaining a balanced gait and forward movement with low strides and little flexion of knees and hocks.
2. A Western Country Pleasure Driving pony should carry himself in a natural, balanced position with a relaxed head and neck. The pony will be free moving with straight, low strides that have little flexion of the knees and hocks.
3. The pony shall be severely penalized if his poll is more than 3" above the level of the withers or below the withers; the crest of the neck is bowed or arched; is behind the vertical or over flexed; is excessively nosed out; exhibits excessive knee action and speed; or shows lack of control by the exhibitor.

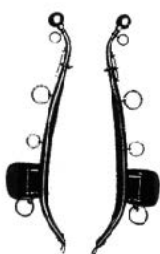
4. All gaits to be performed in a smooth, relaxed, balanced manner. Consistently showing too far off the rail and excessive noisemaking by exhibitors during the class shall be penalized according to severity. Each pony shall be required to back readily and straight and stand quietly.
5. Western Country Pleasure Driving Attire:
 - a) Ladies should wear jackets and blouses with slacks or skirts or dresses of the Western type. No bare shoulders. Hats are optional but should be of the Western type if worn.
 - b) Gentlemen should wear Western attire with or without a Western hat.



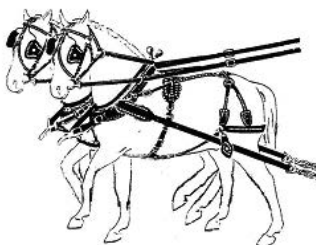
4.6 Roadster Driving Division

- A. Classic roadster ponies are required to be driven to road bikes with tire guards. Classic roadster ponies are to wear harness with a low crupper, over check, square blinkers with straight or broken snaffle bit. Martingales and trotting boots are permitted. Colors (silks) are required.
- B. Class Descriptions:
 1. **Open Roadster:** Ponies to be judged 60% on manners and suitability of pony to driver and 40% on conformation and easy way of going. Extreme action to be penalized. Ponies will enter the ring to the left at a “jog trot”, and then “road gait”, “reverse at a jog trot”, “road gait”, and “trot at speed”. **No header allowed.**
 2. **Youth Roadster:** Youth to be 17 years of age or younger. Judged 60% on manners, quality and performance and 40% on conformation. **Helmet and Header required.**

3. **Limit Roadster:** Open to ponies which have not won six first place ribbons in class “A” competition. Judged the same as Open Roadster, **Headers optional.**
4. **Roadster Stake Class:** Judged the same as Open Roadster.



Draft Hames



Draft Harness

4.7 Draft Harness Pony Driving

Utilitarian usefulness is stressed for ponies, harness and wagon. Clipping of fetlocks is optional. The foot must be natural. Ponies maybe shown barefoot or with a light plate shoe; or a draft type shoe with toe and heel caulks. Pads may be used but any additional weight of any description is prohibited. To be shown to a suitable four-wheeled vehicle, except that a cart may be used for singles. Heavy draft-type harness with collars, and full hames, breeching and appropriate bit suitable for heavy draft-type harness is required. No one may assist driver in any way (except in the event of any accident), but passengers are permitted. Full harness with lead tongue is optional on lead teams.

Utilitarian usefulness is emphasized. To be shown both ways of the ring at a working trot and a flat-footed walk without undue restraint. To halt, stand quietly, and back readily. To be judged 60% on manners (in motion and rest) and utilitarian useful performance, 30% on breed type, suitability and conformation, and 10% on appointments (draft type equipment). 2-pony Hitch, 4-pony Hitch and 6-pony Hitch shall be worked in a figure eight, gee and haw, back and stand quietly. Docking is optional, tandem and Unicorn worked at the judge's discretion. Fancy equipment not to count over a neat, clean and suitable working outfit. Draft vehicles and tack may have names on them. Headers (16 years of age and

older) are required in Youth Draft classes. Riding attendants are optional in Youth Draft classes but they must be sixteen (16) years old or older for safety reasons. All Draft Harness Classes are considered single pony cart classes and all are qualifying classes for the Single Draft Harness Stake class.

4.8 Classic Versatility

- A. The pony will be shown as a pleasure driving pony, in halter, and as a hunter, in that order.
- B. Grooms/headers allowed in at end of driving.
- C. For purposes of safety the cart must be removed from the pony before the horse is unbridled.
- D. Before un-tack and grooming it shall be announced that ponies are to remain in the same order for the rest of the class as they go on the rail, both for Halter and Hunter portions.
- E. At the end of the two-minute un-tack grooming period, grooms shall leave the arena with the carts and all tack.
- F. Exhibitors are to follow the direction of the Ringmaster and line up for inspection at halter.
- G. After halter inspections are completed, exhibitors are to follow the Ringmaster and proceed to the hunter course.
- H. The hunter requirements for judging are the same as specified under the Classic “Hunter” Rules.
- I. There shall be a minimum of 2 (two) but not more than 4 (four) fences.
- J. When all have completed the hunter course, they must trot for soundness before the Judges.
- K. Horses do not leave the arena between divisions.
- L. All three divisions to count equally.
- M. Horses must complete all three divisions, without disqualification, to be eligible for a ribbon.
- N. Open to Pleasure, Country Pleasure, Western Country Pleasure and Park Harness horses.

4.9 Roman Chariot Event

- A. General: This class is intended as a display of horsemanship, with a team of ponies hitched to a Roman style chariot, with emphasis on the authenticity of the chariot, harness and drivers' apparel. There were several different types used for chariots in that era, such as fighting vehicles, racing, parades and transportation for royalty. Any of these themes may be used as a reenactment of this era.
- B. The origin of parading of horses before a race or competition was said to have started with the chariot horses at the time. Therefore, at the discretion of show management and allotment of time, entries may be permitted to parade their ponies and rigs in the arena before the beginning of the class. Banners, flags and capes, represent stables, sponsors, etc. may be displayed and carried by the drivers at this time. All entries may parade at this time at a collected trot only, for the audience to inspect. The entries will exit the arena, shed their over robes, banners, flags, etc. and will be ready for competition. No flags or banners are allowed in or around the arena at the time of competition.
- C. Specifications:
 - 1. Drivers must be 16 years old or older.
 - 2. A driver may talk to his pony(s) as long as it does not interfere with other ponies.
 - 3. Manners and safety are of utmost importance in this class. Judge may disqualify any entry that is deemed unsafe or unruly.
 - 4. Ponies in the team must show in the same gait (not one trotting and the other cantering or walking).
 - 5. Ponies may be light shod.
 - 6. Whips of appropriate size are permissible, no bullwhips, etc.
 - 7. Harness should be of light type, with appropriate collar or breast style, breeching is required. Open bridles are permissible, checks and/or martingales are optional.
 - 8. Open to 46" and under, class may be divided: 42" and Under and 42" to 46" if four (4) entries of each division are entered.
 - 9. Header is encouraged.

D. Chariot:

1. Chariot must be safe. Chariot deemed unsafe by Show Management, Steward, or Judge may be disqualified from showing.
2. Chariots should resemble the Roman chariots and attire should resemble the Roman era and will be judged accordingly.
3. No weapons allowed on the chariots, drivers or horses.
4. The chariot must have wooden spoked wheels. Numatic wheels and wired spoked wheels are not allowed.
5. Chariots and harness may have logos, farm names or sponsor names displayed.
6. Only four (4) chariots may be in the ring at one time and must stay well- spaced and on the rail.
7. Driver and any passengers may not be tied in or secured to the chariot.
8. Youth are required to wear Certified ASTM/SEI Equine Helmets. Adults are not required to wear any protective head gear but are encouraged to do so.

E. Judge may bring in the top qualifying chariots, four (4) at a time for final workout.

F. Ring Procedure:

1. Ponies are to enter the ring counter clockwise (to the right) at a collected trot. To be shown both ways of the arena at a collected trot, slow canter, hand gallop and walk. Ponies to reverse at a walk on the diagonal. Must stand quietly, are not required to back. To be judged 75% on manners and performance and overall horsemanship, and 25% on fit and appropriateness of vehicle and harness and overall appearance that represents the Roman style.
 - a) Walk: A free, regular and forward moving four beat gait. Ponies must appear calm and well mannered.
 - b) Collected trot: Horses to give an airy appearance while also showing that they have perfect manners, good mouths and under control at all times.

- c) Slow Canter: Ponies must demonstrate a slow canter in unison, be calm and light mouthed. Racy appearance will be penalized.
 - d) Hand Gallop: Horses must do a hand gallop in unison, not at full speed or racing or giving the appearance of being out of control. Manners are dominant at this gait and unruly ponies or unsafe driving will result in disqualification. Ponies must then be called back down to a slow canter and then down to the collected trot. Once the line up has been called ponies will line up for final inspection. Once deemed safe, headers shall be called into the ring.
- G. Single Roman Chariot:
1. Chariot to be pulled by a single horse with class requirements and judging to be the same as the Roman Chariot hitch team specifications.
 2. Drivers to be 13 years old and older.

4.10 Sunday In the Park

To be shown to a viceroy or suitable vehicle. To be judged 50% on turnout of viceroy or suitable vehicle and driver attire. Vehicle turnout can be decorated with floral arrangements or appropriate Sunday in the Park theme.

Acceptable women's attire for afternoon classes is summery type dress with hat, parasol/parasol whip is optional, but cannot be held or open while driving. Parasol can be opened in line-up provided a header is present.

Gentleman afternoon attire shall be sports coat of any color except black. Bow ties to match the sports coat and appropriate straw hat.

Evening ladies' attire shall be formal length, parasol is optional, but cannot be held or open while driving. Parasol can be opened in line-up provided a header is present.

Evening gentlemen attire shall be formal dinner jacket, ruffled or tucked white shirt or color. Formal jacket to be suitable or black suitable material to include but not limited to brocade or velveteen. Trousers of black, dark blue or midnight blue. Formal bowtie, black socks and shoes and dress hat.

To show all-around action at a Park Trot and not faster. Must stand quietly and must back easily. To be judged on manners, quality and performance.

Attendant/header can be available during line-up, but if a parasol is used and opened an attendant/header must be present. If no attendant/header and parasol is opened entry will be disqualified. This is a safety factor.

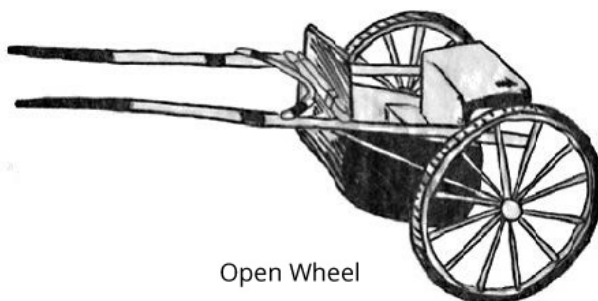
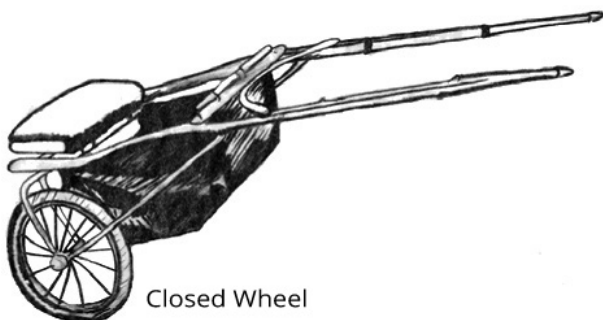
AMERICAN MINIATURE HORSE REGISTRY

Driving Performance Division Rules

5.1 Miniature Horse Driving Division – General Rules

- A. Guidance: The driving division was founded for the purpose of developing and furthering the art and sport of driving for pleasure. A working knowledge of and compliance with the rules are essential.
- B. The only person to handle the reins, under penalty of elimination, is the driver. No change of driver is permitted during any class.
- C. Dress Code: Headers, Drivers and their passengers should be dressed appropriately. Dress in the show ring is to complement the overall appearance of the unit, not take away from the appearance.
 - 1. Hats for gentlemen are optional, except when in formal attire.
 - 2. Formal wear should not be worn before 5 p.m. unless stake classes are held in an afternoon performance session.
 - 3. No strapless dresses in any driving class.
 - 4. No sandals or open toed shoes to be worn by driver or header.
 - 5. No T-shirts or shorts.
 - 6. No farm, individual, or animal names may be displayed. Exception: Draft harness classes.
- D. Horses must be serviceably sound.
- E. Horses may be shown with a full mane or mane with bridle path clipped and full tail.
- F. Driving whips, if used, must be of suitable style, and the tip of the lash must not reach past the shoulder of the horse.
- G. Cross Entering:
 - 1. Pleasure horses cannot cross-enter into Country Pleasure, Western Pleasure or Park Divisions at the same show.
 - 2. Country Pleasure horses cannot cross-enter into Pleasure, Western Pleasure or Park Divisions at the same show.
 - 3. Park horses cannot cross-enter into Pleasure, Western Pleasure or Country Pleasure at the same show.

4. Western Country Pleasure horses cannot cross-enter into Pleasure, Country Pleasure or Park Divisions at the same show.
 5. Pleasure, Country Pleasure, Western Country Pleasure and Park horses can enter Roadster Division at the same show.
- H. Safety: Refer to the Safety Section III – Part 7 for listing of Safety Rules.
1. All driving horses must be at least 3 years old.
 2. Cavessons or nosebands are optional in the Driving Division.
- I. General Rules for Pleasure, Country Pleasure and Western Country Pleasure Classes
1. Boots, wraps, etc. of any description are prohibited.
 2. All pleasure driving vehicles must be of the two-wheel type and have a basket.
 - a) Bike tires or wooden wheels are permissible.
 - b) Undue noise created by a vehicle will be a reason to excuse the entry from the ring.



3. Harness in the pleasure, country pleasure, and western country pleasure division must be:
 - a) Of the light type with breast collars.
 - b) No full hames allowed.
 - c) Blinders are required.
 - 1) Round or square blinders are permissible.
 - d) Side or over-checks are required.
 - e) Check must be hooked.
 - f) Breeching is optional.
 - g) No other appliances may be used on a driving (Example: no fly nets on the ears, face, or body).
 4. Bits in the pleasure driving division shall be of the snaffle type. No Liverpool bits, curb chains or curb straps are allowed.
 5. Martingales and Check Bits are optional.
 6. Headers – All headers should be appropriately attired. In Versatility Classes a “groom” is a header.
- J. Division of Classes
1. Classes in all divisions of driving competition may be offered for singles, pairs, tandem, unicorns, four-in-hand and etc.
 2. Classes may be offered for:
 - a) Open – no age restriction on drivers or horses, all sexes (except for Youth). Note: All driving horses must be 3 years and older. Open classes can be divided by height within each division.
 - b) Ladies – must be 18 years and older.
 - c) Gentlemen – must be 18 years and older.
 - d) Mares/Stallions/Geldings.
 - e) Height divisions.
 - f) Youth – Must meet eligibility requirements in Section III – Pt 4 – Youth Rules.
 - g) Amateur – Must meet eligibility requirements in Section III – Pt 3 – Amateur Rules.
 - h) Maiden Horses – not having won one first place in an approved AMHR driving competition.
 - i) Novice Driver/Horses – not having won three first places in an approved AMHR driving competition.
 - j) Limit Driver/Horses – not having won six first places in an approved AMHR driving competition.

5.2 Pleasure Driving

A. Class Conditions

1. Ring Procedure: Pleasure driving horses are to enter the ring counter- clockwise (to the right) at a pleasure trot. To be shown both ways of the arena at a walk, pleasure trot, and extended trot. To stand quietly and to rein back. To be judged 60% on performance, manners and way of going; 30% on the condition, fit and appropriateness of harness and vehicle; and 10% on neatness, appropriateness of attire, and overall impression. Excessive speed will be penalized.
 - a) Walk: A free, regular and forward moving four beat gait. The horse should walk energetically, but calmly, with even and determined pace.
 - b) Pleasure Trot: The horse should maintain forward impulsion while showing submission to the bit. The trot is slower and more collected, but the horse should indicate willingness to be driven on the bit while maintaining a steady cadence.
 - c) Extended Trot: This is a clear, but not excessive, increase in gait and length of stride. The horse goes forward freely, engaging the hind legs with good hock action, on a taut but light rein, the position balanced and unconstrained.
2. Braids, matching the stable colors, one in the foretop and one immediately back of the bridle path as seen on the larger pleasure driving horses are optional.

5.3 Country Pleasure Driving

A. Class Conditions

1. Ring Procedure: Country Pleasure Driving horses are to enter the ring counterclockwise (to the right) at a country pleasure trot. To be shown both ways of the arena at a walk, country pleasure trot and an extended trot. To stand quietly and to rein back. To be judged 60% on performance, manners and way of going, 30% on the condition, fit and appropriateness of harness and vehicle, and 10% on neatness, appropriateness of attire and overall impression. Over checks and side checks should be slightly loose, not snug. The head set should appear natural for the horse. Excessive knee action and speed to be penalized.


- a) Walk: A free, regular and forward moving four beat gait. The horse should walk energetically, but calmly, with an even and determined gait.
- b) Country Pleasure Trot: A balanced, easy moving, relaxed two beat gait demonstrating forward movement.
- c) Extended Trot: A clear increase in gait and length of stride. The horse should move freely on a taut, but light rein, while maintaining a balanced gait and forward movement. Excessive knee action and speed shall be penalized.

5.4 Western Country Pleasure Driving

A. Class Conditions

1. Ring Procedure: Western Country Pleasure driving horses shall enter the ring counterclockwise (to the right) at a Country Pleasure Trot. To be shown both ways of the arena at a walk, country pleasure trot and extended trot. To stand quietly and rein back. To be judged 60% on the horse's performance, manners and way of going, and suitability for assuring a pleasurable drive, 30% on condition, fit and appropriateness of harness and vehicle, and 10% on neatness, appropriateness of attire and overall impression. Over checks or side checks should be slightly loose, not snug. Excessive knee action and speed to be penalized.
 - a) Walk: A free regular and forward moving four beat gait. The horse should walk freely and calmly, with an even determined gait.
 - b) Western Country Pleasure Trot: A balanced, easy going, relaxed two beat gait demonstrating forward movement with a flat knee and little hock flexion.
 - c) Extended Trot: A clear increase in gait and length of stride. Excessive knee or hock action and speed to be severely penalized. The horse should move freely on a taut, but light rein, while maintaining a balanced gait and forward movement with low strides and little flexion of knees and hocks.

2. A Western Country Pleasure Driving horse should carry himself in a natural, balanced position with a relaxed head and neck. The horse will be free moving with straight, low strides that have little flexion of the knees and hocks.



3. The horse shall be severely penalized if his poll is more than 3" above the level of the withers or below the withers; the crest of the neck is bowed or arched; is behind the vertical or over flexed; is excessively nosed out; exhibits excessive knee action and speed; or shows lack of control by the exhibitor
4. All gaits to be performed in a smooth, relaxed, balanced manner. Consistently showing too far off the rail and excessive noisemaking by exhibitors during the class shall be penalized according to severity. Each horse shall be required to back readily and straight and stand quietly.
5. Western Country Pleasure Driving Attire:
 - a) Ladies should wear jackets and blouses with slacks or skirts or dresses of the Western type. No bare shoulders. Hats are optional but should be of the Western type if worn.
 - b) Gentlemen should wear Western attire with or without a Western hat.

5.5 Roadster

- A. General: The roadster horse may be of any type, any color of attractive appearance, and balanced in conformation and with manners which make a safe risk in the ring. Horse shall be serviceably sound.
- B. Class Conditions
 1. Ring Procedure: Roadsters must enter the ring clockwise (to the left) at a jog trot; then show at the road gait, jog trot and reverse at the jog trot, show at the road gait, and trot at speed. Roadster horses are NOT asked to back. At all speeds, horse should work

in form. Breaks should not be penalized in a horse that demonstrated three distinct trots over a horse that has not demonstrated gait distinction. Horses should be shown on the rail at all times except when passing. Showing off the rail shall be penalized. Performance at all three gaits should be strongly considered. When horses are lined up, driver shall not leave vehicle except for necessary adjustments. Headers are allowed in roadster classes.

- a) Gait Requirements: The principal gait for the roadster is the trot. Horses shall be asked to trot at three different speed:
 - 1) Slow jog trot
 - 2) Faster road gait
 - 3) Full extended “drive on” trot
2. Harness:
 - a) Of the light type with breast collars.
 - b) No full hames allowed.
 - c) Blinders are required. Round or square blinders are permissible.
 - d) Side or over-checks are required.
 - e) Check must be hooked.
 - f) Breeching is optional.
 - g) No other appliances may be used on a driving horse other than the harness. (Example: no fly nets on the ears, face, or body).
3. Bits in the Roadster Driving division shall be of the snaffle type. No Liverpool bits, cub chains or cub straps are allowed.
4. Martingales and Check Bits are optional.





5. Vehicles: Bike (a two-wheeled cart with stirrups and no basket). Road bikes with tire guards (“closed heel/arch”) are mandatory. (*Note:* photo above is an example of an acceptable tire guard for use on a Roadster cart).

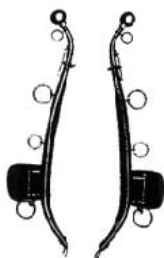
6. Braids, matching the stable colors, one in the foretop and one immediately back of the bridle path as seen on the larger roadster horses are optional.
7. The exhibitor number must be worn on the exhibitor's back. An optional supplementary number can be placed on the shafts.
8. Un-weighted bell type boots are optional in roadster classes only.
9. Helmets required for Youth, optional for all other exhibitors.

5.6 Draft Harness Horses

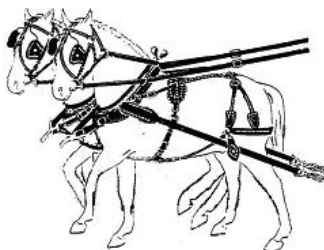
- A. General: Utilitarian (a neat, clean and suitable working outfit) is stressed for miniature horses, harness and wagon. Clipping of fetlocks is optional. Horses are to be judged 60% on working together, manners, performance on the rail, maneuvers and backing, 40% on appointments (proper draft type equipment), and on horse's suitability and conformation.
 1. Draft miniature horses may be shown barefoot or with a light plate shoe or a draft type shoe with toe and heel caulks. Pads may be used, but any additional weight of any description is prohibited.
 2. Preference will be given to a four-wheeled, fifth wheel type wagon (as similar to the large draft horse wagons). See photo inserts. The hitch wagon may have wooden wheels or rubber tires. Buggies are not appropriate. A wooden spoke wheeled cart is preferred to be used for singles and tandems. The wagon and/or harness may display the owner's name, advertising logo, monograms, etc.



3. Harness must be of a heavy draft type with breeching, full collars, full hames and appropriate bit suitable for heavy draft type harness. See photo inserts below.



Draft Hames



Draft Harness

4. In the draft harness division, braiding of tails and manes in the style used by the larger heavy harness breeds is encouraged.
5. No one may assist the driver in any way (except to prevent or help avoid an accident), but passengers are permitted. Adult passengers are encouraged to ride with youth in the multiple hitch classes as a safety precaution.
6. Headers are required in Youth Draft Classes, but they must be (16) years old or older for safety reasons.
7. A pole is optional on lead teams.

8. Classes in the draft harness division may be offered for singles, pairs, tandems, unicorns, four-up, six-up and eight-up.
 - a) Tandem – Two horses hitched with one lead horse directly in front of one-wheel horse (as in single file), driven by a man or woman in a cart.
 9. Draft horse classes may be divided in the same fashion as the Pleasure Driving Division, i.e. men, women, youth, etc.
 10. All draft harness classes are considered mini cart classes and all are qualifying classes for the Draft harness Stake Class. The National Area Shows and the AMHR National Show shall have a Draft Harness Cart Single Stake class and a Draft harness Multiple Hitch Stake Class.
- B. Ring Procedure
1. Horses to be shown both ways of the ring at a working trot (reversing on the diagonal at the trot) and a flat-footed walk without undue restraint. The walk shall be kept to a minimum.
 - a) Single and tandem draft harness horses shall be asked to halt (or line up), stand quietly and back readily.
 - b) Multiple hitch classes will be asked to line up along the rail and perform their individual maneuvers in this order: work a figure eight, walk up to the judge (call judge), swing gee and haw, back quietly, and stand quietly. Docking is optional.
 - c) When the last hitch has performed their maneuvers, entrants shall line up side by side for judge(s) to mark their card(s).

5.7 AMHR Light Harness Driving

- A. Classes may be offered for pairs, tandems, unicorns, four-in-hand, six- in-hand, 4 abreast, etc.
- B. Gait Requirements: Hitches are to enter the show ring at a trot going counter-clockwise (to the right). The horses should be judged at the flat-footed walk, trot and extended trot both ways of the ring. The walk should be a relaxed flat-footed walk, a four-beat straight movement and easy going. The extended trot should be ground cov-

ering and reaching. Extreme animation is to be penalized. Horses to be asked to stand quietly in the line-up and rein back at the discretion of the Judge.

- C. Horses must be harnessed in light harness with breast collar, or full collar (not full hames), and breeching is required on wheel horses. Liverpool bits are not allowed. Check bit and martingales are optional.
- D. Vehicle should be two wheeled (meadow-brook type), or four wheeled buggy, buckboard type or antique carriage. No viceroys, racing sulkies, or fine harness rigs allowed.
- E. Exhibitors shall not be allowed to wear formal type wear (evening gowns or tuxedos). Casual or western type wear is appropriate, hats may or may not be worn, all clothing should be appropriate to the type of vehicle that is being used.
- F. Judging to be based 70% on way of going, 20% on equipment & harness, and 10% on conformation.

5.8 Fine Harness Horses

- A. Classes may be offered for pairs, tandems, unicorns, four-in-hand, six- in-hand, or more.
- B. Gait Requirements: Hitches are to enter the show ring at a trot going counter-clockwise (to the right). The horses should be judged showing two gaits, a trot and a flat-footed walk, working both ways of the arena. Horses are to stand quietly and rein back at the discretion of the Judge.
- C. Horses must be harnessed in fine harness with breast collar or full collar (no full hames or breeching) and shown to an appropriate vehicle.
- D. Tandem classes: whip length to be long enough to touch the front horse.

5.9 Park Harness

- A. General: To be judged on brilliant performance, presence, quality, manners and conformation.
 - 1. Park horse to be neatly trimmed, well groomed, braided with one braid in the foretop and one immediately back of the bridle path.
 - 2. Tail braces and false tails are optional.

- B. Gait requirements: Park horses are to enter the show ring at a trot going counter-clockwise (to the right) and be shown both ways of the ring at a walk and park trot. Park horses are not asked to back.
 - 1. Walk: An animated walk is required. The motion should be brisk and vigorous with the horse showing animation and brilliance.
 - 2. Park Trot: Extremely animated, cadenced trot, with impulsion and power. The trot is bold and brilliant with knees and hocks snapping high in expansive and dramatic style, creating an illusion of lightness with high-stepping action. Excessive speed shall be penalized.
- C. Harness:
 - 1. Harness should be of the type used to show in the pleasure division.
 - 2. Martingales and check bits are optional.
- D. Vehicle: Park harness horses are shown to a viceroy or a two wheeled vehicle.
- E. Park Harness horses may be driven with a bit of snaffle or Liverpool type. The Liverpool bit may have a curb chain and can only be driven in half cheek.

5.10 Versatility Class

- A. The horse will be shown as a driving horse, in halter, and as a hunter, in that order.
- B. Grooms/headers allowed in at end of driving.
- C. For purposes of safety the cart must be removed from the horse before the horse is unbridled.
- D. Before un-tack and grooming it shall be announced that horses are to remain in the same order for the rest of the class as they go on the rail, both for Halter and Hunter portions.
- E. At the end of the two-minute un-tack grooming period, grooms shall leave the arena with the carts and all tack.
- F. Exhibitors are to follow the direction of the Ringmaster and line up for inspection at halter.
- G. After halter inspections are completed, exhibitors are to follow the Ringmaster and proceed to the hunter course.

- H. The hunter requirements for judging are the same as specified under the AMHR “Hunter” Rules.
- I. There shall be a minimum of 2 (two) but not more than 4 (four) fences.
- J. When all have completed the hunter course, they must trot for soundness before the Judges.
- K. Horses do not leave the arena between divisions.
- L. All three divisions to count equally.
- M. Horses must complete all three divisions, without disqualification, to be eligible for a ribbon.
- N. Open to Pleasure, Country Pleasure, Western Country Pleasure and Park Harness horses.

5.11 Roman Chariot Event

- A. General: This class is intended as a display of horsemanship, with a team of horses hitched to a Roman style chariot, with emphasis on the authenticity of the chariot, harness and driver’s apparel. There were several different types used for chariots in that era, such as fighting vehicles, racing, parades and transportation for royalty. Any of these themes may be used as a reenactment of this era.
- B. The origin of parading of horses before a race or competition was said to have started with the chariot horses at the time. Therefore, at the discretion of show management and allotment of time, entries may be permitted to parade their horses and rigs in the arena before the beginning of the class. Banners, flags and capes, represent stables, sponsors, etc. may be displayed and carried by the drivers at this time. All entries may parade at this time at a collected trot only, for the audience to inspect. The entries will exit the arena, shed their over robes, banners, flags, etc. and will be ready for competition. No flags or banners are allowed in or around the arena at the time of competition.
- C. Specifications:
 - 1. Drivers must be 16 years old or older.
 - 2. A driver may talk to his horse(s) as long as it does not interfere with other horses.
 - 3. Manners and safety are of utmost importance in this class. Judge may disqualify any entry that is deemed unsafe or unruly.

4. Horses in the team must show in the same gait (not one trotting and the other cantering or walking).
 5. Horses may be light shod.
 6. Whips of appropriate size are permissible, no bull-whips, etc.
 7. Harness should be of light type, with appropriate collar or breast style, breeching is required. Open bridles are permissible, checks and/or martingales are optional.
 8. Open to 38" and under, class may be divided 34" and Under and 34" to 38" if four (4) entries of each division are entered.
 9. Headers are encouraged.
- D. Chariot:
1. Chariot must be safe. Chariot deemed unsafe by Show Management, Steward, or Judge may be disqualified from showing.
 2. Chariots should resemble the Roman chariots and attire should resemble the Roman era and will be judged accordingly.
 3. No weapons allowed on the chariots, drivers or horses.
 4. The chariot must have wooden spoked wheels. Numatic wheels and wired spoked wheels are not allowed.
 5. Chariots and harness may have logos, farm names or sponsor names displayed.
 6. Only four (4) chariots may be in the ring at one time and must stay well-spaced and on the rail.
 7. Driver and any passengers may not be tied in or secured to the chariot.
 8. Youth are required to wear Certified ASTM/SEI Equine Helmets. Adults are not required to wear any protective head gear but are encouraged to do so.
- E. Ring Procedure:
1. Horses are to enter the ring counter clockwise (to the right) at a collected trot. To be shown both ways of the arena at a collected trot, slow canter, hand gallop and walk. Horses to reverse at a walk on the diagonal. Must stand quietly, are not required to back.

To be judged 75% on manners and performance and overall horsemanship, and 25% on fit and appropriateness of vehicle and harness and overall appearance that represents the Roman style.

- a) Walk: A free, regular and forward moving four beat gait. Horses must appear calm and well mannered.
- b) Collected trot: Horses to give an airy appearance while also showing that they have perfect manners, good mouths and under control at all times.
- c) Slow Canter: Horses must demonstrate a slow canter in unison, be calm and light mouthed. Racy appearance will be penalized.
- d) Hand Gallop: Horses must do a hand gallop in unison, not at full speed or racing or giving the appearance of being out of control. Manners are to dominate at this gait and unruly horses or unsafe driving will result in disqualification. Horses must then be called back down to a slow canter and then down to the collected trot. Once the line up has been called horses will line up for final inspection. Once deemed safe, headers shall be called into the ring.

F. Single Roman Chariot:

1. Chariot to be pulled by a single horse with class requirements and judging to be the same as the Roman Chariot hitch team specifications.
2. Drivers to be 16 years old and older.

G. Single Roman Chariot Race:

1. Chariot to be pulled by a single horse with class requirements to be the same as the Roman Chariot hitch team specifications.
2. Entry must have entered in another chariot class to participate in the race
3. Drivers Must be 16 years or older.
4. Time shall be tracked by beat timers, stop watches, etc.
5. Markets are to be used no less than 2ft tall in each corner and 25ft away from the wall.
6. The start line shall also be the finish line.

H. Ring Procedure:

1. Only two horses to enter the ring at a time, the race shall go in a counter clockwise direction.
2. The two horses shall line up one on each side of the arena. They shall stand in front of the starting line and wait until the start is called. If entry is not within 5 feet from the start line when the start is called, this results in disqualification.
3. Time will start when the announcer calls for start or when the horse crosses the beam.
4. Horses shall go around the ring twice, and go around the outside of the markers.
5. Time will stop when the horse crosses the finish line.

I. To be Judged:

1. Placings shall be determined based on time, the fastest horse wins.
2. If entry knocks down a marker or drives inside a marker 5 seconds will then be added to their time. Additional 5 seconds will be added to their time for each marker knocked down.

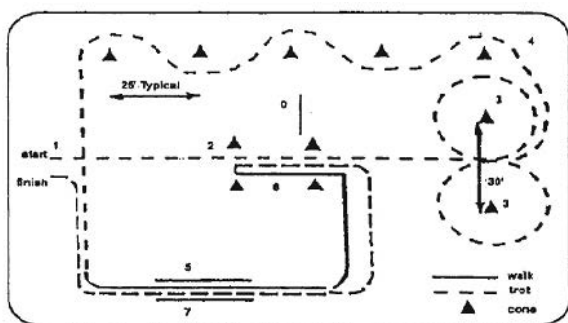
1.4 Precision Driving (ASPC/AMHR)

- A. General: the purpose of this competition is to test the skill of the driver and the obedience and handiness of the animal. Martingales and overchecks are prohibited. Side checks are optional. Failure to comply will incur elimination. Entries are required to drive over a course consisting of at least six to a maximum of eight obstacles. The track of the course will be irregular, necessitating changes of direction. Markers indicating obstacles must be at least 12" wider than the outside hub of the wheels of each vehicle. To be judged 80% on the fault system and 20% on manners and performance.

B. Faults:

Displacing markers	1 fault
Each hoof outside marker	1 fault
Wheel outside marker.	1 fault
Canter, each time	1 fault
Not completing an obstacle	8 faults

- C. Refusals: (cumulative throughout the course)
- | | |
|-------------|-------------|
| 1st refusal | 3 faults |
| 2nd refusal | 3 faults |
| 3rd refusal | Elimination |
- D. Elimination:
1. Failing to pass through the Start & Finish Markers
 2. Receiving outside assistance
 3. Taking any obstacle out of order (off course)
 4. Showing an obstacle to the horse.
- E. Course:
1. Enter at a trot.
 2. Through two pair of cones.
 3. Trot a figure eight.
 4. Trot a serpentine of five cones.
 5. Walk with right wheel(s) between poles.
 6. Walk to four cones and back into square, stop for 10 seconds, trot out.
 7. Trot with left wheel(s) between poles and exit.



SECTION XII

In Hand/Single Working Division Rules

2021 Rulebook

of the

American Shetland Pony Club, Inc.

American Miniature Horse Registry

American Show Pony Registry

National Sport Performance Pony Registry

American Shetland Pony International Registry



Updated February 2022

SECTION XII

IN HAND/SINGLE WORKING PERFORMANCE RULES

1.1 General Class Rules

The Following General Rules apply to ALL Breed Division classes for the ASPC/AMHR/ASPR.

- A. Headers Required: All Youth exhibitors in any driving class must have a header 16 years or older. Headers are to enter the ring when the line-up is called, may assist in setting up the animal and then step back two-paces where they are to remain, except in an emergency, until the judge's card is turned in.

Note: Judges are cautioned that this rule in no way negates the requirement in youth classes that animals must display good manners, stand quietly in the line-up and back readily.

- B. Helmets: Any exhibitor may wear protective headgear (Certified ASTM/SEI Equine Helmet) in any division or class without penalty from the judge(s). Headgear harness must be secured and properly fitted.
- C. All Obstacle, Jumping and Hunter Classes
1. Patterns/courses will be posted at the Show Office not less than two (2) hours prior to the class. The course designer and/or their family members cannot exhibit in the classes for which they designed the course(s).
 2. Course diagrams must show the order each obstacle/jump is to be taken (obstacle/jump number), arrows showing the direction each must be taken, and markers or a line to indicate the start and finish of the course.
 3. Pony/Horse can only be shown by one exhibitor per class.
 4. A handler may show more than one entry in a class.
 5. At least one Judge and the Steward must walk the course after it has been set to check the course for

safety and correctness with the requirements for the class. The judge and/or Steward have the right to alter the course for safety or to meet rule requirements after the course is set and prior to the beginning of the class. Once the first exhibitor has completed the course, no changes may be made. If the same jump set up is used for different classes, and only jump order and/or heights are changed, the judge and steward only need to walk the course one time.

6. For COOL classes, exhibitors will be given up to 2 minutes to walk the course after it has been set and verified by the judge and steward. Another person (e.g. parent, trainer, attendant) may walk the course with the COOL exhibitor.
7. Specialty classes may be offered by a show. If any of these classes are offered, a class description must be provided by the Show Manager on the premium list.

1.2 Liberty

- A. General: Liberty is demonstrating the natural beauty of the pony/horse. Ponies/Horses are to be judged on style, grace, animation, gaits, presence, and ease of catching. The liberty animal is expected to perform at both a canter and a trot.
- B. Ponies/Horses will be judged beginning when the halter is removed by the exhibitor (the individual wearing the number) and until caught and haltered by the exhibitor. Time of liberty shall be 1½ minutes; time to catch shall be 2 minutes.
- C. It is the Steward's responsibility to time Liberty classes and to be in possession of a timer. The Steward should be in the same location as the judge(s) to adjudicate the class. Timing will begin when the halter is removed, not when the music starts, and the show announcer will announce TIME when the 1½ minutes performance has ended to signal the exhibitor that they can begin the catch. Continue to time the catch.

When the 2-minute catch time has elapsed, the show announcer will announce TIME to signal the end of the catch if the animal has not been caught. If the catch is not completed in the 2-minute allotted time frame, the exhibitor is disqualified.

- D. Exhibitor can ONLY touch the animal during the catch. The pony/horse must be caught and haltered by the exhibitor only within 2 minutes or be disqualified. The assistant may not touch the pony/horse at any time. There will be “No Baiting” (no use of hay, grain, clickers, etc.) of Liberty ponies/horses during the catch or it will be disqualified.
- E. Music is required.
- F. No deliberate interference with the pony/horse from outside the ring. Announcement is to be made prior to the class to specify that no outside assistance is allowed.
- G. All ponies/horses entered in the Liberty class must be at least one year old.
- H. Exhibitor and assistant should wear appropriate, tasteful attire. A safe costume or theme outfit is allowed for the exhibitor and assistant only. Pony/Horse will not be allowed to wear anything once the halter has been removed: no costume, ribbons or glitter.
- I. Exception: Moderns/ASPR regularly braided with ribbon in foretop and first lock of hair in mane as is customary/ permitted in that division may maintain their braids in liberty class.
- J. If a pony/horse should fall during its performance, the entry is disqualified.
- K. Entry will be disqualified if pony/horse leaves the ring during competition or catch time.

1.3 Halter Obstacle (ASPC/AMHR)

- A. General
 - 1. Age – Ponies & Horses must be at least one year old.
 - 2. Tack – To be shown in halter with appropriate lead, chain on lead permitted under the chin of the horse.
 - 3. Pony/Horse to be penalized for any unnecessary delay or excessive time at an obstacle. Judge can advance an exhibitor to the next obstacle if a pony/horse is taking excessive time at an obstacle. Maximum time of thirty (30) seconds or two (2) attempts per obstacle.
 - 4. Edible treats to encourage an animal to perform one of the obstacles are not allowed.
 - 5. Whips are not allowed.

B. Equipment:

1. All equipment must be safe and free from rough or sharp edges that could cause injury. Footing surfaces must not be slippery. Round pipes or rails cannot be used for ground rails in the in-hand obstacle classes unless they are secured. Flat, square, or octagonal rails can be used. Poles or rails must be heavy enough not to create a safety hazard—the use of aluminum or poly/pvc gutter or downspouts is prohibited. The following prohibited equipment shall not be used.
 - a. Jumps
 - b. Tires
 - c. Stair Steps
 - d. Obstacles that require backing up or down an incline, or onto or off of a raised platform or step
 - e. Obstacles that are intentionally frightening
 - f. Obstacles with any moving parts excluding gaits
 - g. Obstacles that, by design, do not present the same to each exhibitor (e.g. use of hay bales near a ground tie. After a horse pulls hay out of the bale closer to the tie, the obstacle is no longer the same for the remaining horses as it was for the initial horses.)
 - h. Obstacles that require spraying the animal with any substance.
 - i. Use of hay, grain, or any other type of feed as part of an obstacle (this does not include course decorations that are not part of an obstacle. However, course decorations must be placed so they do not inadvertently become part of an obstacle. For example, potted plants used as decoration must be far enough away from a ground tie area that they do not become a distraction to the ground tied animal)
 - j. Elevated poles that roll. Flat blocks, boards, or similar cannot be used to elevate round poles. Round poles may be elevated using a jump standard on one side only, using rail raisers, or similar method where at least one end of the pole is secured from rolling.

2. Obstacle Categories and Obstacles

- a. Overs – crossing over a bridge (can have incline and decline, step up and/or down, or be flat), tarp (edges must be secured), water, carpet, mats, planks or poles.
- b. Patterns – Walking or trotting through a specified pattern (serpentine, cloverleaf, figure 8, or other pattern).
- c. Control Obstacles
 - Backing – Backing the horse through a pattern or around/past an obstacle, or backing onto, off of, or through an over or under obstacle.
 - Ground Tie – Stand horse/pony at a designated location while exhibitor moves around or away from and back to animal.
 - Turn on the forehand/turn on the haunches– Horse to turn around the forehand or the haunches
 - Turn in Box – Horse to turn while remaining inside a box defined by poles, cones or markers. This turn can be a forehand turn, a haunches turn, or, if not specified, a combination of both.
 - Sidepass
- d. Under – crossing under an obstacle that is over or on both sides of the animal, such as tunnels or curtains.
- e. Daily Chores
 - Open, walkthrough, and close gate
 - Put on/take off overcoat/slicker/ blanket
 - Pick up and/or carry object such as letter, bucket, flag.
 - Open and close mailbox.

3. Mandatory Obstacle Dimensions

Dimensions shown as Mini A/Mini B/ASPC

Overs (plank, bridge, tarp, etc. Horse only to cross)

Minimum width 12"/12"/18"

Overs (bridge, tarp, etc. Horse and handler to cross)

Minimum width & Minimum length 48"/48"/48"

Multiple pole walk over

between poles – 16"–20"/16"–20"/18"–24"

Multiple pole trot over

between poles – 20"–24"/20"–24"/24"–28"

Elevated single pole walk or trot over

Maximum height 8"/8"/12"

Elevated multiple pole walk or trot over

Maximum height 6"/6"/10"

Note: Walk and trot over poles may be angled, however, the distances apart at the actual track (where the animal will cross) must meet the above requirements.

Walk through/trot through patterns

Distance between markers

Minimum 6'/6'/8'

Maximum 8'/8'/12'

Back through

Minimum width 24"/28"/30"

Curtains/Tunnels

Minimum height 6'/6'/7'

Minimum width 5'/5'/5'

Curtains must freely move over the animal and handler without possibility of hanging up or wrapping around either.

Side Pass – Minimum Width 24"

Side Pass (Elevated) – Maximum Height 6"

C. Course Design

1. There must be a minimum of 5 and a maximum of 8 obstacles.
2. At least three (3) different categories of obstacles must be used.
3. In shows where open, amateur and youth classes are offered, the course for the Open class must be different than the course for the Youth and Amateur classes. Youth and Amateurs may have different courses or may use the same course.
4. Courses must be designed to demonstrate the training and ability of the animal and handler and the manner in which they work together. Obstacles must not be designed to "trick", "trap" or "spook" the animal.

D. Judging

Entries are to be judged on performance (responsiveness, willingness, general attitude) manners and appointments, in that order. Entries are to demonstrate control, flexibility and calmness.

Obstacle classes are to be scored with an eye to the positive aspects of the performance. Each obstacle is scored, and penalty scores applied as appropriate.

The following will result in the exhibitor being excused from the course and disqualified from the class:

1. Carrying a whip or crop.
2. Handler physically moving or coercing the pony/horse by touching.
3. Refusals of three (3) obstacles.
4. Attendants interfering with the performance of the individual or equine.
5. Off course or horse leaving the obstacle course.

Off course is defined as:

- Taking an obstacle in the wrong direction.
- Negotiating an obstacle from the wrong side.
- Skipping an obstacle unless directed by the judge.
- Negotiating obstacles in the wrong sequence.
- Off pattern.

1.4 Obstacle Driving (ASPC/AMHR)

- A. The course designer may not exhibit in the driving obstacle class.
- B. To be judged:
 1. Judged 100 % on the basis of performance and manners.
 2. Tack and Equipment:
 - a) ASPC – One animal and/or team is hitched to a suitable two or four wheeled-vehicle. The harness and vehicle must be safe and in serviceable condition.
 - b) Classics Only – Overchecks or side checks are optional.
 - c) AMHR – Driving obstacle horses shall be shown in a suitable two-wheeled cart with basket.

3. Each entry will work individually through an obstacle course designed to test the performance and manners of a good working animal.
 4. Each entry will be given a numerical score based on performance at each obstacle and overall manners and gaits.
 5. The judge will dismiss any unsafe entry whether due to equipment or behavior of the animal.
- C. The course:
1. ASPC – shall consist of at least four obstacles.
 2. AMHR – Must be a minimum of 5 and maximum of 8 obstacles.
 - a) Round pipes or rails are prohibited for ground rails in the in-hand classes unless they are secured. Flat or square rails can be used.
 3. Chosen and arranged from the following list:
 - a) Back through an obstacle.
 - b) Walk through a water obstacle or simulated water obstacle.
 - c) Cross a simulated wooden bridge.
 - d) Pick up and move coat or slicker or put on and off.
 - e) Drive between poles, bales of hay or other obstacles making a narrow passage.
 - f) Mail Box (Stop, open mail box, remove mail, return mail to box, and close box).
 - g) Serpentine, cloverleaf or figure 8.
 - h) Back up four steps.
 - i) Put one wheel of vehicle in circle, turn complete circle with wheel pivoting in and not leaving the circle.
 4. A course diagram will indicate what gait (walk-trot) the animal will take between each obstacle.
- D. ASPC:
1. The judge shall break ties by judging the animal on rail work at a walk or trot and/or by requiring tied entries to repeat any part of the course.
 2. If sufficient entries are present, this class may be divided according to age of driver.
 3. The Show committee and/or judge may impose a time limit or number of refusals before the driver must pass to the next obstacle.

4. It is recommended that distance between obstacles be short in order to expedite the class.
 5. At the discretion of the judge, all entries may be asked to back.
 6. It is emphasized that this is an obstacle driving class and that a good entry is one that will provide a pleasant, responsive drive for a driver. The driver should be neatly dressed, but will not receive extra credit for silks or formal driving attire.
- E. AMHR:
1. Cantering is penalized in obstacle driving.
 2. There is a sixty-second time limit to complete each obstacle. After time is used, the exhibitor will be directed to the next obstacle. Refusals of three (3) obstacles shall be cause for disqualification.
 3. The following will result in elimination from the class and no points, ribbons or awards will be presented.
 - a) Off course – defined as:
 - b) Taking an obstacle from the wrong side.
 - c) Negotiating an obstacle from the wrong direction.
 - d) Skipping an obstacle unless directed by the judge.
 - e) Negotiating in the wrong sequence.
 - f) Animal leaving the course.
- F. In shows where more than one obstacle class is offered, (open, amateur, youth) at least three of the obstacles must be different or the manner of performance through obstacles must be varied for the class.

1.5 Hunter & Jumper in Hand (ASPC/AMHR)

A. General

1. Age
 - a) ASPC & NSPPR ponies must be two years old or older.
 - b) AMHR horses must be three years old or older.
2. Tack
 - a) Ponies and horses are to be shown in halter or bridle with appropriate lead. Chain on lead permitted under chin of pony/horse.

3. Hunters and Jumpers may show with braided manes and tails in the manner of their larger counterparts.
 4. Exhibitors are not permitted to go over jumps.
 5. Whip may not be carried.
 6. A practice jump of similar construction to the jumps on course must be provided in the warm up area at least 5 minutes prior to the first over fences class, and must remain in the warm up area for the duration of all over fences classes (It may not be removed and used as a jump on the course).
- B. Equipment
1. Jump standards may not be taller than 40".
 2. Jumps must be at least 5 feet wide but no wider than 6 feet.
 3. No wings or additions are allowed outside the jump standards.
 4. The top pole of all jumps must be collapsible. Solid fillers such as walls, brush boxes and other typical jumps are allowed, but must have a collapsible pole above them as the top element.
 5. Jumps should be of attractive design but constructed of a material so as not to cause danger to the pony/horse.
 6. Jumps should not be unnecessarily "frightening." Jumps should present a natural look to the horse/pony. Obstacles may simulate those found in hunting, such as natural post and rail, brush, stone wall, white board gate, hedge, oxer, etc. The use of single poles without fillers for hunters or jumpers is discouraged. Oxers (jumps with both a vertical and horizontal component) may be used, if so, the first bar must be the same height or lower than the back bar (ascending or square oxer). An oxer must not be used as the first fence on the course, or the first fence of an in-and-out.
- C. Course Design
1. The course for Open classes must be different (different course of travel or different jump order) than the course used for Amateur and Youth classes. Amateur and Youth classes may use the same course or may have different courses.

2. There will be a minimum of 4 fences and a maximum of 6 fences. There will be a minimum of 4 jumping efforts and a maximum of 8 (an in-and-out counts as two jumping efforts).
3. All jumps must have a ground pole or ground line. A ground pole is not necessary if a part of the jump other than the standards is in contact with the ground (fillers, brush box, cross rail, etc.) round poles are allowed for jump poles and ground poles.
4. Courses for all classes other than COOL classes must contain at least one change of direction.
5. A minimum of 30 feet of actual travel distance from center of one jump to center of the next must be maintained, except in the case of an in-and-out. In-and-outs are to be spaced 10 feet apart. Distances between fences in a line must be shown on the course diagram and measured when setting the course.
6. An in-and-out may not be the first jump on the course or the first jump in a line.
7. At least 2 fences must be set at the maximum heights, or, if the standards are not able to be set at the maximum height, no less than 2" below maximum height. (Example: If the jumps are drilled for holes every 2", and the maximum height is 33", setting the jump at 32" is acceptable, as the jump will not be able to be set at 33".)
8. Course diagrams are to show each jump, with arrows showing which direction it is to be taken. Exhibitors determine the optimum path to take to get from one jump to the next. Exhibitors may take any path, as long as they stay within the course boundaries and do not jump any jumps out of order.
9. Courses for COOL classes must be of simpler design and entail less physical effort. COOL courses do not require a change of direction.
10. Jumper Courses
 - Jumper courses should be technically challenging. Jumper courses may consist of lines of fences or single fences, and fences may be placed on straight or curved lines. Multiple turns or changes or direction are encouraged, however, the minimum distance of 30 feet actual travel distance

from center of one jump to center of the next must be maintained (with the exception of an in-and-out jump).

- Fence Heights for Jumpers are:
 - Modern & ASPC
 - Minimum height 21" Maximum height 36"
 - AMHR – Over
 - Minimum height 18" Maximum height 33"
 - AMHR – Under
 - Minimum height 15" Maximum height 30"
11. The starting and finish line may be the same line, or separate lines. If separate, they must be aligned so the steward can directly line up with both for accurate timing.
12. Hunter Courses
- Hunter courses are designed to allow the exhibitor to present the horse to its best advantage. Longer distances and wide corners are utilized to enable a smooth presentation. Exhibitors will not be asked for tight turns. Angled jumps must be approached from the long corner, not the short corners. Start and finish lines must be placed at least 30 feet from any jumps.
 - Hunter courses consist of two or three straight or gently curved lines of jumps that do not require turns between them, or single jumps, with room for wide corners between lines and jumps.
 - Fence heights for Hunters are:
 - Modern & ASPC
 - Minimum height 21" Maximum height 30"
 - AMHR – Over
 - Minimum height 18" Maximum height 27"
 - AMHR – Under
 - Minimum height 15" Maximum height 24"

D. Scoring/Judging (ASPC/AMHR/NSPPR/Modern)

Note: If a refusal occurs at the second fence of an in-and-out, both fences must be re-jumped.

1. Jumpers:

Jumpers are scored mathematically on accumulated faults, and on time to complete the course in case of ties. There will be one round which will be both scored for faults and timed. Exhibitors will be placed

in order of least faults to most faults, with time utilized to break any ties (i.e. scoring by faults and then by time). There will be no additional rounds.

Each exhibitor will be timed by the Steward with a stopwatch or by automatic timer. If timed by the steward, the steward must be aligned with the start/finish cones and must time all exhibitors in a class from the same position. Timing starts when the horses nose passes the starting line and finishes when the horses nose passes the finish line.

a) Faults

- Knockdowns – an obstacle is considered knocked down when a pony/horse or handler, by contact, lowers the established height of the fence in any way – 4 faults.
- Refusals – stopping at an obstacle without knocking it down and without backing, followed by jumping from a standstill is not penalized. However, if the halt continues or if the pony/horse backs even a single step, side steps or circle to re-take the fence, a refusal is incurred:
 - 1st refusal – 4 Faults
 - 2nd refusal – 4 Faults
 - 3rd refusal – Disqualification
- Circling – any form of circle or circles whereby the pony/horse crosses its original track between two consecutive obstacles, stops advancing toward the next obstacle, or turn away from the next obstacle, except to retake an obstacle after a disobedience. Crossing your own path (i.e. circling between fences, NOT retaking a fence from a refusal) – 3 Faults.
- *Note:* Making an “S” shaped path between two obstacles that are set too closely together or at an angle such that they cannot be jumped straight on is NOT considered crossing your own path.

b) Elimination

- Three (refusals)
- Off Course
- Fall of horse/pony and/or exhibitor

c) Fault and Out

“Fault and Out” scoring may be utilized when

there are 15 or more exhibitors in a class on agreement by the judges. It is required to be used at ASPC Congress and AMHR Nationals for any classes with 15 or more horses.

In “Fault and Out”, when the number of exhibitors with clean rounds (0 faults) is equal to the number of exhibitors to be placed (usually the number of placings plus 1–2 reserves, as determined by show management) any subsequent exhibitors will be eliminated if they have a fault (refusal, knockdown, circling).

Example for a class with 6 placings: Exhibitors 1–3 have clean rounds. Exhibitor 5 has 4 faults. Exhibitors 6–8 have clean rounds. There are now 7 exhibitors who have completed the course with no faults. Exhibitor 9 has a refusal at fence 2. The whistle is blown to eliminate the entry and the exhibitor must leave the course without completing it, as that exhibitor is ineligible to place in the class.

2. Hunters:

- a) Hunters are not scored mathematically by faults nor by time.
- b) Hunters are judged on style and form over fences, manners, way of going and pace in that order.
- c) Judge must penalize unsafe jumping (i.e. charging, refusals) and poor form over fences.
- d) Circling once upon entering the ring and once upon leaving the ring is permissible.
- e) Ponies/Horses must be serviceably sound. Exhibitors who are not disqualified from the class must jog for soundness past the judge (either individually after completing their course or as a group after all exhibitors have jumped) before final placings are awarded.
- f) Faults
The following faults are minor faults and are scored by the judges based on severity: light touches against an obstacle, hesitation before jumping (not a refusal), excessively slow or fast

pace, changes of gait for 1–2 strides, kicking, spooking or shying.

The following faults are major faults: circling while on course, knockdown of any part of an obstacle, and refusals. Horses with major faults are not to be placed above horses with clean rounds or minor faults only.

g) Causes for Elimination in Hunter Classes

- Three (3) refusals
- Off Course
- Fall of horse or exhibitor
- Jumping of obstacle by exhibitor
- Carrying a whip
- An unsound horse

h) Fault and Out

“Fault and Out” scoring may be utilized when there are 15 or more exhibitors in a class on agreement by the judges. It is required to be used at ASPC Congress and AMHR Nationals for any classes with 15 or more horses.

In “Fault and Out”, when the number of exhibitors without major faults is equal to the number of exhibitors to be placed (usually the number of placings plus 1–2 reserves, as determined by show management) any subsequent exhibitors will be eliminated if they have a major fault (refusal, knockdown, circling).

Example for a class with 6 placings: Exhibitors 1–3 have clean rounds. Exhibitor 5 has 4 faults. Exhibitors 6–8 have clean rounds. There are now 7 exhibitors who have completed the course with no faults. Exhibitor 9 has a refusal at fence 2. The whistle is blown to eliminate the entry and the exhibitor must leave the course without completing it, as that exhibitor is ineligible to place in the class.

1.6 Roadster in Hand (Modern/AMHR)

Exhibitor to wear stable colors – tailer, colors are optional. Pony/horse must show in a Roadster performance class at the same show. Pony/horse shall be shown with boots (boots optional for AMHR) and roadster bridle. Overcheck is

optional. Pony/horse shall be led with a lead shank attached to a bit ring.

Pony/horse to be shown on the rail at a jog and at speed. To be judged 60% on conformation and 40% on way of going.

1.7 Costume

A. General

1. ASPC

- a) Judged on originality, cleverness, attractiveness and manner presented. Pony may be shown mounted, led or driven. Pony can be any age.

2. AMHR

- a) General: Costume classes are to be judged 75% on originality of costume and 25% on presentation.
 - 1) Class may be divided as Individual (1–2 people/1 horse), or as a Group (2 people or more/1 horse or more).
- b) To be shown at a walk both ways of the arena and lined up in the middle of the arena for final judging.

B. Costume entries may be led, ridden, or driven. Entries may utilize one or more handlers, horses and/ or other animals.

C. All youth **MUST** wear protective headgear (Certified ASTM/SEI Equine Helmet) if riding or driving their entry. Headgear harness must be secured and properly fitted.

D. For safety reasons, attendants 16 years of age and older may be allowed in the ring during Youth Costume. Attendant must not interfere with or influence the individuals or equines performance. E. Costumes must be considered safe.

E. Costumes must be considered safe.

SECTION XIII

Under Saddle Class Division Rules

2021 Rulebook

of the

American Shetland Pony Club, Inc.

American Miniature Horse Registry

American Show Pony Registry

National Sport Performance Pony Registry

American Shetland Pony International Registry



SECTION XIII

Under Saddle Division Rules

1.1 General Class Rules

The Following General Rules apply to ALL Breed Division classes for the ASPC/AMHR/ASPR.

- A. Headers Required: All Youth exhibitors in any driving class must have a header 16 years or older. Headers are to enter the ring when the line-up is called, may assist in setting up the animal and then step back two-paces where they are to remain, except in an emergency, until the judge's card is turned in.
- B. Note: Judges are cautioned that this rule in no way negates the requirement in youth classes that animals must display good manners, stand quietly in the line-up and back readily.
- C. Attendant/Leader sixteen years of age or older, may be allowed in the ring during Youth In Hand/Single Working Classes for safety purposes only. Attendants must not interfere with or influence individual's or equine's performance.
- D. Helmets: Any exhibitor may wear protective headgear (Certified ASTM/SEI Equine Helmet) in any division or class without penalty from the judge(s). Headgear harness must be secured and properly fitted.
- E. Timeout – The time out shall be clocked and the adjustment or repair is not to exceed 5 minutes. Only one time out per class per entry is allowed and must not exceed the 5 minutes allowed. See Current USEF Rule Book, General Rule (GR)833.
- F. Saddle Shetlands are to wear the type of equipment, either English or Western, called for in the class specifications. Bridles are to match.
- G. Rider's attire should be appropriate to the equipment being used, English or Western.
- H. Mares or geldings only may be shown.

1.2 Leadline Class (ASPC/AMHR/ASPR)

- A. To be judged on the rider's ability to handle and aid the pony/horse. Rider to be six years old or younger. Pony/horse to be led at a walk both ways of the ring, to line up and stand quietly. May be shown in English or Western tack.

1.3 Leading Rein (Classic)

- A. Pony to be ridden by Youth, 8 years of age or younger. To be shown on light contact. The leading rein should be attached to the cavesson or noseband while leaving the control of the pony to the child. To be shown at a walk both ways of the ring, then to line up and stand quietly. Ponies will be called out individually to stand, walk out and trot back past the judge. Ponies to be judged on conformation, way of going, manners, suitability and turnout. This is not an equitation class.

1.4 Walk Class (ASPC)

- A. Modern
 - 1) For Youth 12 years of age and under.
- B. Classic
 - 1) Ages 10 Years and Younger.
 - 2) Ages 11-17 Years.
- C. Pony 46" and under. To be judged on the rail at a walk both ways of the ring. To halt and stand quietly. To be judged on the rider's ability to handle and aid the pony. Riders are not eligible for lead line or pleasure saddle classes. Riders may cross-enter into the walk-trot only.

1.5 Walk-Trot Class (ASPC/ASPR/NSPPR)

- A. Modern/ASPR
 - 1) For Youth 12 years of age and under.
- B. Classic
 - 1) Ages 10 Years and Younger.
 - 2) Ages 11-17 Years.
- C. NSPPR
 - 1) Rider may be of any age.
 - 2) At the Judge's discretion, this class may be split into separate classes for English/Wester riders.
- D. To be judged on the rail at a walk and trot both ways of the ring. To halt and stand quietly. To be judged on the rider's ability to handle and aid the pony.

1.6 English Pleasure Under Saddle Class (ASPC/ASPR)

- A. Modern
 - 1) Riders must be 14 years or under.
- B. ASPR
 - 1) Riders must be 17 years or younger.
- C. Classic
 - 1) Ages 10 Years and Younger.
 - 2) Ages 11-17 Years.
- D. To be judged 40% on conformation and 60% on manners, quality and suitability to rider and performance. Excessive speed to be penalized. Ponies are to enter to the right shall be worked both ways at a walk, trot and canter and lined up in the center of the ring. The rider shall wear English attire and shall use an English saddle and equipment. Riders shall use both hands on the reins. Method of holding the reins is optional. Exhibitor must be neat and clean. No tennis shoes or T-shirts are allowed.

1.7 Western Pleasure Under Saddle Class (ASPC)

- A. Modern
 - 1) Riders must be 14 years or under.
- B. Classic
 - 1) Ages 10 Years and Younger.
 - 2) Ages 11-17 Years.
- C. To be judged 40% on conformation and 60% on manners, quality and suitability to rider and performance. Excessive speed to be penalized. Ponies are to enter to the right, shall be worked both ways at a walk, jog-trot and lope and lined up in the center of the ring. The rider shall wear western attire and shall use a western saddle and equipment. Only one hand may be used on the reins and must not be changed. While pony is in motion rider's hands shall be clear of pony and saddle except when it is necessary to use them to prevent a fall. Exhibitor must be neat and clean. No tennis shoes or T-shirts are allowed.

1.8 Open Pleasure Under Saddle Class (ASPC)

- A. Open Pleasure Under Saddle Class is a combination of English Pleasure Saddle and Western Pleasure Saddle.

1.9 Combination Pleasure Class (ASPC)

- A. To be judged on the same basis, shall perform in the same way and be subject to the same specifications as Youth Open Pleasure Driving class and either English Pleasure Saddle or Western Pleasure Saddle. Riders must be 14 years or under.

1.10 Parade Class (ASPC)

- A. To be judged on the same basis, shall perform in the same way and be subject to the same specifications as parade horse. The exhibitor shall wear Western attire. Mares or geldings may be shown. Riders must be 14 years or under. (See USEF Sub Chapter PH-3 Parade Horse Class Specifications).

AMERICAN SHOW PONY REGISTRY

Under Saddle Division Rules

2.1 Youth Roadster Under Saddle

- A. Rider must be 17 years or younger.
- B. Mares or geldings may be shown.
- C. To be shown under English saddle, open bridle with snaffle bit, single or double rein. Martingale optional. Protective boots are allowed on front feet. Rider to wear stable colors, jacket and cap ASTM Equine Approved Helmet with helmet cover to match.
- D. To be shown first at a jog-trot, road gait, then reversed and shown at a jog-trot, road gait, and then trot at speed. To be judged on manners performance, speed, quality and suitability of rider to pony.
 - 1) For all classes, safety is to be paramount with suitability of exhibitor to pony and exhibitor's ability to show the pony to its best advantage given first consideration.
 - 2) In all classes one attendant header will enter and may be allowed to stand an entry on its feet and thereafter remain at least two (2) paces distant from the head.

CLASSIC AMERICAN SHETLAND PONY

Under Saddle Division Rules

3.1 Equitation Division

- A. All classes will be judged equally on hands, seat, and control of mount and suitability of purpose. This will be an All-Star Award with all classes in this division counting towards a single equitation merit award. Points to be awarded as follows: 1st place – 5 points, 2nd place – 3 points, 3rd place – 2 points, 4th place – 1 point. A rider who earns a total of 30 points will be eligible for the equitation merit award certificate. English or Western. Children that are eligible for equitation classes must not have reached their Tenth (10th) birthday as of December 1st. Child may not cross-enter into Lead line classes. All shows are requested to offer the following classes:
- (331) – Classic Equitation Walk 46" & Under
 - (332) – Classic Equitation Walk/Trot 46" & Under
 - (333) – Classic Equitation Walk/Trot/Canter 46" & Under
One (1) of these two (2) classes must be held.
 - (334) – Classic Equitation Over Fences 46" & Under
(English only) – over a minimum of 4 and maximum of 8 fences in the ring. Jumps not to exceed 2 feet. It is recommended that shows set simplified courses in the ring.
 - (335) – Classic Equitation Obstacle–46" & Under
(English or Western) – over a minimum of 4 and a maximum of 8 obstacles. It is recommended that shows set simplified courses in the ring.

3.2 Hunter and Jumper Division

- A. Youth Hunter Over Fences: Rider to be 14 years of age or younger. Pony must be two years old or older. To be judged on manners and way of going, keeping an even hunting pace over the course. Judge must penalize unsafe jumping and bad form over fences. Ponies must be serviceably sound, and are to be jogged back for soundness check past the Judge(s) before final placings are awarded.
- 1) Course & Faults same as in Classic Hunter In Hand.
- B. Youth Jumper Over Fences: Rider to be 14 years of age or younger. Pony must be two years old or older. Jumpers are scored mathematically on accumulated Faults.
- 1) Course & Faults same as in Classic Jumper In Hand.

SECTION XIV

Showmanship Rules

2021 Rulebook

of the

American Shetland Pony Club, Inc.

American Miniature Horse Registry

American Show Pony Registry

National Sport Performance Pony Registry

American Shetland Pony International Registry



SECTION XIV

Showmanship Division Rules

1.1 Modern/ASPR Showmanship

- A. Exhibitors are to enter the ring at the trot, single file on the rail and then line-up at center ring. Exhibitor is to show his/her pony to the presiding (call) judge only. Pony is to be posed, parked out but not excessively stretched. Pony should have ears up and be alert. As the judge walks around the pony, the exhibitor is to move right and left around the pony's head to allow the judge a clear view of the animal. At the Ringmaster's or Judge's direction, the exhibitor is to move the pony to the rail at a flat walk, in a straight line.
 1. Exhibitor to work pony in both directions on the rail, at a collected show trot, then return to line-up and set up the pony as before.
 2. Emphasis to be placed on presentation of pony, responsiveness of handler to pony, constant attention to pony, with adjustment to position of handler to give the Judge a clear view of entry. Showing to continue until the Judge's card is turned in.
 3. Handler may carry a short whip and may have a tailer who may carry a whip. Tailer to be another youth or adult. Tailer to retire to the end gate following the rail work as with other Modern Youth Halter classes.
 4. Required attire: slacks, white short or longsleeved shirt, tie and gloves. Boys are required to wear hats. Vests or jackets are encouraged but are optional.
 5. Only mares or geldings 1 year or older are to be shown in showmanship and are to be shown in a bridle or show halter.
 6. There are to be no patterns or pivots as required in other divisions. There is no penalty for touching the animal as needed for optimum showing.
 7. Judging is to be 10% on attire, 40% on line-up and 50% on rail work considering both the pony's AND handler's performance.

1.2 Classic/AMHR/NSPPR Showmanship

- A. **Showmanship at Halter** – Showmanship is designed to evaluate the exhibitor's ability to execute, in concert with a well-groomed and conditioned horse, a set of maneuvers prescribed by the judge with precision and smoothness while exhibiting poise and confidence, and maintaining a balanced, functional and fundamentally correct body position.
1. In Showmanship classes, exhibitors are to show to the presiding (call) Judge only. Only the handler is judged, the pony or horse is merely a prop to show the showmanship ability of the handler.
 2. Show management and/or judges define the showmanship pattern, which must be posted at least two (2) hours prior to the commencement of the class.
- B. **Class Procedures** – All exhibitors may enter the ring and then work individually or each exhibitor may be worked from the gate individually (show and go), except that in classes with more than 10 exhibitors, show and go must be used.
1. The following maneuvers are acceptable for use in the pattern: lead the horse at a walk, trot, extended trot, or back; execute any of the gaits (including back) in straight and/or curved lines or a combination of straight and curved lines; stop; turn 90, 180, 270, 360 degrees or any combination or multiple of these turns. The pull turn is an unacceptable maneuver. The pattern must require the exhibitor to set the horse up squarely for inspection sometime during the class.
- C. **Equipment** – When showing in Western tack and attire, Western style show halters with lead are to be used. A chain under the chin is allowed, no lip chains or chains over the nose are allowed. When showing in English tack and attire, appropriate English bridle or English style show halter are to be used. Showmanship whips, war bridles or like devices or any type of wire or rope over a horse's head are not permitted.

D. **Scoring** – Exhibitors are to be scored from 0 to 100 with 70 denoting an average score.

1. Points are given for the following:

a) **Overall Presentation of Exhibitor and Horse.**

The exhibitor's overall poise, confidence, appearance and position throughout the class and the physical appearance of the horse will be evaluated.

b) **Presentation and Position of Exhibitor.** When showing Western style, appropriate western attire must be worn; Long sleeve shirt, boots and hat are required (see exception for COOL classes in COOL rules). When showing English style, appropriate English attire must be worn. Gloves are optional in both styles. Clothes and person to be neat and clean.

Exhibitors should be poised, confident, courteous and genuinely sportsmanlike at all times, quickly recognizing and correcting faults in the positioning of the horse. The exhibitor should continue showing the horse until the class has been placed or they have been excused, unless otherwise instructed by the judge. The exhibitor should appear business-like, stand and move in a straight, natural and upright manner, and avoid excessive, unnatural or animated body positions.

The exhibitor must lead on the horse's left side holding the lead shank or reins in the right hand near the halter with the tail of the lead loosely coiled in the left hand unless requested by the judge to show the horse's teeth. It is preferable that the exhibitor's hand not be on the snap or chain portion of the lead continuously. The excess lead should never be tightly coiled, rolled, or folded. When leading, the exhibitor should be positioned between the eye and the mid-point of the horse's neck, referred to as the leading position.

Both arms should be bent at the elbow with the elbows held close to the exhibitor's side and the forearms held in a natural position. Height of the arms may vary depending on the size

of the horse/ pony and exhibitor, but the arms should never be held straight out with the elbows locked.

The position of the exhibitor when executing a turn to the right is the same as the leading position except that the exhibitor should turn and face toward the horse's head and have the horse move away from them to the right.

When executing a back, the exhibitor should turn from the leading position to face toward the rear of the horse with the right hand extended in front to the exhibitor's chest still maintain slight bend in the elbow and walk forward. The ideal position is for the exhibitors left shoulder to be in alignment with the horse's left front leg.

When setting the horse up for inspection, the exhibitor should stand angled toward the horse and should never leave the head of the horse. The exhibitor is required to use the Half Method when presenting the horse (exhibitor must be on the opposite half of the pony/horse from the judge). When moving around the horse, the exhibitor should change sides in front of the horse, assuming the same position on the right side of the horse that they had on the left side.

The exhibitor should not crowd other exhibitors when setting up side- by-side or head-to-tail.

Leading, backing, turning and initiating the setup should be performed from the left side of the horse. At no time should the exhibitor ever stand directly in front of the horse. The exhibitor must not touch the horse with their hands or feet, or visibly cue the horse by pointing their feet at the horse during the set-up.

- c) **Presentation of the Horse:** The horse's body condition and overall fitness should be assessed.

The hair coat should be clean and in good condition. The mane, tail, forelock and wither tuft may not contain ornaments, and may not be banded or braided. Hooves should be properly trimmed, clean and may be painted black or with

hoof dressings or show naturally. Tack should fit properly and be neat, clean and in good repair.

- d) **Performance.** The exhibitor should perform the work accurately, precisely, smoothly and with a reasonable amount of speed. The horse should lead, stop, back, turn and set up willingly, briskly and readily with minimal visible or audible cueing.

The horse should be led directly to and away from the judge in a straight or curved line and track briskly and freely at the prescribed gait as instructed. The horse's head and neck should be straight and in line with the body.

The stop should be straight, prompt, smooth and responsible with the horse's body remaining straight.

The horse should back up readily with the head, neck, and body aligned in a straight or curved line as instructed.

On turns of greater than 90 degrees, the ideal turn consists of the horse pivoting on the right hind leg while stepping across and in front of the right front leg with the left front leg. An exhibitor should not be penalized if their horse performs a pivot on the left hind leg, but an exhibitor whose horse performs the pivot correctly should receive more credit.

The horse should be set up quickly with the feet squarely underneath the body. The exhibitor does not have to reset a horse that stops square.

2. **Faults** -- The judge will determine the appropriate classification of a fault based upon the degree and/or frequency of the infraction.
 - a) Minor Faults (deduction of 5 points)
 - 1) Break of gait at walk or trot for up to two strides
 - 2) Over or under turning up to 1/8 turn
 - 3) Ticking or hitting cone
 - 4) Sliding a pivot foot
 - 5) Lifting a pivot foot during pivot and replacing it in the same place.

- b) Major Faults (deduction of 10 points)
 - 1) Not performing the gait or not stopping within 10 feet of the designated area
 - 2) Break of gait at work or trot for more than 2 strides
 - 3) Splitting the cone (cone between horse and handler)
 - 4) Horse stepping out of or moving the hind end significantly during pivot or turn
 - 5) Horse stepping out of set-up during presentation
 - 6) Over/under turning $1/8$ to $1/4$ turn.
- c) **Severe Faults** (deduction of 20 points). Severe faults avoid disqualification but should be placed below other exhibitors that do not incur a severe fault.
 - 1) Exhibitor not in required position during inspection
 - 2) Exhibitor touching the horse.
 - 3) Exhibitor kicking or pointing to horse's feet during the set-up
 - 4) Standing directly in front of the horse
 - 5) Loss of lead shank, holding chain, or two hands on shank
 - 6) Severe disobedience including rearing or pawing; horse continually circling exhibitor
 - 7) Off pattern
- d) **Classes**
 - Open Showmanship (ASPC only):** Open to Classic and Foundation stallions, mares or geldings. Entry to be made in the name of the exhibitor.
 - Youth Showmanship (ASPC/AMHR/NSPPR):** Open to youth 17 years of age or younger (class may be divided by age of exhibitor if total number warrants). Limited to mares and geldings only.
 - Amateur Showmanship (ASPC/AMHR/NSPPR):** Open to amateur exhibitors, 18 years or older.

For COOL Showmanship Exhibitors:



Walk to the Judge in a straight line. Stop and set up your pony/horse. Upon acknowledgment from the Judge, do a 180-degree turn. All turns are to the right. Trot in a straight line, past the line-up, then stop. Do a 180-degree turn. Walk the pony/horse forward to the exact spot (where you were when you started the pattern) and set your pony/horse up.

SECTION XV

National Sport Performance Pony (NSPPR)

2021 Rulebook

of the

American Shetland Pony Club, Inc.

American Miniature Horse Registry

American Show Pony Registry

National Sport Performance Pony Registry

American Shetland Pony International Registry



SECTION XV

NATIONAL SPORT PERFORMANCE PONY (NSPPR)

Standards and Halter Division Rules

1.1 Eligibility

The National Sport Performance Pony Registry is open to any pony 14.2 hands and under that can be verified by DNA that one parent is registered either ASPC or AMHR.

1.2 Standard

The NSPPR Pony Division is a performance division. Therefore, the appearance of the NSPPR pony should show style and substance, beauty and symmetry, being a balanced individual regardless of size and correct in all aspects of conformation with regard to form to function.

The correct NSPPR type should be based on Form Follows Function. The more correct type will be dictated by the discipline in which it is engaged or exhibited, such as performance halter classes, light or heavy harness, hunter/jumper, competitive driving, or as a mount for riding disciplines.

1.3 Quality

- A. The pony should be well proportioned, in good health and flesh (not too fat or too thin), with the overall appearance of refinement, style, beauty and substance.
- B. Healthy mane, tail and forelock should be present.

1.4 Gaits

- A. The walk should be straight with a long easy stride; true and flat footed.
- B. The Western jog should be soft, relaxed and quiet with a definite two beat gait. At no time should it resemble a running walk nor should it be rough or stilted. The speed and stride should be compatible with the size of the pony. The English trot should be a free-moving, ground covering stride, executed in a long, low frame. Excessive knee or hock action is at no time desirable. Quick, short strides should be penalized.

- C. The lope/canter should be rolling and comfortable with strong emphasis on a natural three beat, soft lope/canter. A four-beat lope/canter is at no time desirable and should be penalized.

1.5 Manners

Good manners are demonstrated by the pony's obedience to all commands and includes the ability to stand quietly, back readily, walk, jog/trot, lope/canter or halt as requested and, in general, to be guided by a light mouth. Pulling on the bit, head tossing, breaking stride, traveling sideways and wringing the tail are objectionable.

1.6 Presence

Ponies should exhibit an animation, self-assurance, alertness and personality that stems good grooming, good care, good training and good handling.

Evidence of being "professional" in its line is also present, in that the pony senses what is required and readily expends the effort necessary to obey the demands of its rider, drive or handler.

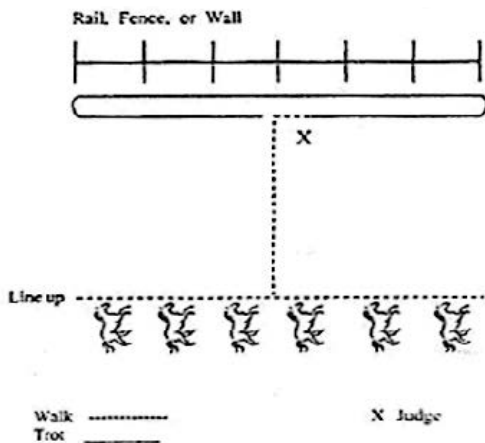
1.7 Height of ponies

Small ponies are not to exceed 10.2 hands (42") at the top of the withers; medium ponies are over 10.2 and do not exceed 12.2 hands (50") at the top of the withers; large ponies are over 12.2 hands and do not exceed 14.2 hands (58") at the top of the withers. Classes may be offered for all ponies 14.2 hands and under or may be split by height (small, medium, and large ponies) at the discretion of show management.

1.8 Performance Halter Class:

- A. Halter Classes shall be judged 40% on manners and 60% on conformation, quality and performance. Conformation, quality and performance should consist of motion or way of going, form to function.
- B. Blemishes, such as scars, splints, and spavins are to be marked down according to their effect on the soundness of the NSPPR pony. Transmissible weakness and/or unsoundness are to be counted strongly against the pony. Complete or partial loss of sight in either eye will not be a disqualification if the loss of sight results from a traumatic injury. A licensed veterinarian must verify the etiology of the sight loss as traumatic and such copy must accompany the ponies' papers.

- C. Ponies are to be shown in hand at a walk and jog/trot.
- D. A pony's height shall not be discriminated against the pony's placing in halter classes
- E. Pony to be shown with natural or shortened tail. False tails or tail extensions are prohibited. Banding or braiding of mane is permitted.
- F. Pony can be shown Western or Hunter In Hand and will be judged according to type of discipline presented. Judging will not be discriminated against for type of in hand tack and attire.
- G. Correct number must be on the back of the exhibitor or the entry will be disqualified.
- H. Show Management may use a combined age class.
- I. Halter Class Divisions shall be as follows:
 - 1) Weanlings
 - 2) Yearlings and Two-year old
 - 3) Three-year old and older
- J. Registration papers must show the animal is a gelding to participate in gelding classes.
- K. Championship at Halter
 - 1) Junior and Reserve Champion – chosen from first and second place winners in Weanling, Yearlings and Two-Year Old, in each mare, stallion and gelding classes.
 - 2) Senior and Reserve Champion – Chosen from first and second place winners in the Three-Year Old and older classes, in each mare, stallion and gelding classes.
 - 3) Grand and Reserve Champion – Chosen from the Senior and Reserve and the Junior and Reserve Champions. A pony's height shall not be discriminated against the pony's placing in halter classes.
- L. Youth may not show stallions.



M. Ring Procedure

- 1) Pony to be shown in halter at a walk & trot. Pony will enter the ring, walk to judge one at a time and trot away. Pony will turn 90 degrees making a "L" and continue to trot into line up.
- 2) Entries will be examined by the judge in the lineup.
- 3) Pony will stand squarely (hooves will be set squarely under the body) and remain quiet and exhibit good manners.

N. Halter Tack and Attire

1. Western Tack and Attire:

a. Tack

- 1) Neat western show halter and lead strap are permitted. Whip or crop is not to be carried.
- 2) The chain of the lead strap may be in one of two positions:
 - a) Under the chin
 - b) Through the lead ring on the halter and snapped back to the chin next to the lead strap.
- 3) Lip chains are strictly forbidden.
- 4) Artificial appliances

b. Western Attire:

Western clothes consisting of western boots, western hat, pants and shirt with collar. Neat and clean blue jeans and short sleeve shirts with a collar are not to be penalized. Vests and coats are optional.

2. Hunter Tack and Attire

a. Tack:

- 1) Bridle is optional on yearlings and younger ponies but mandatory on ponies two and older. Decorative bridles and halters (silver or colored) are prohibited.
- 2) Bridle must have egg butt, D-ring, O-ring or full-cheek snaffle bit and meet all specifications for English Performance Equipment.
- 3) For ponies one year old and younger, the halter and lead must be a halter of plain leather.
 - a) the chain on the lead may be over the nose or under the chin; however, no chains are allowed in the pony's mouth and no lip chains are allowed.

- a. English Attire: Attire of the handler should permit free movement. Color may be chosen to compliment the pony, but should be conservative.

Suitable attire shall be a collared polo shirt or collared dress shirt (solid-colored and either white or another conservative color), vest, ties and gloves (optional) or suitable Hunt-seat attire.

Trousers should be loose enough in which to run. Jeans are forbidden. Running shoes or paddock boots are required.

O Shoeing:

1. Hooves must be clean and may have clear or black hoof dressings applied, or be shown naturally.
2. Ponies one year and older can show barefoot or with plain shoes of light weight, no pad, no caulks, no weights of any kind shall be permitted. Shoes shall be plain plates. No toe shoes, tapered shoes or recessed shoes will be allowed.

NATIONAL SPORT PONY PERFORMANCE

In Hand/Single Working Performance Division Rules

2.1 Longe Line Classes

A. General Rules

1. These classes are opened to registered yearling and 2-year old NSPPR ponies.
2. There shall be one class for Open, Amateur, and Youth. Fillies, colts and geldings will show together.
3. An exhibitor may show up to a maximum of three (3) NSPPR ponies in Longe Line.
4. NSPPR Ponies may NOT participate in any riding classes at the SAME show.
5. It is suggested that all yearling and two-year-old long lines classes be held in a one-go format.
6. The purpose of showing a yearling or two-year old on a longe line is to demonstrate that the pony has the movement, manners/expression/attitude and conformation desired for an NSPPR pony. Therefore, the purpose of the class is to reward:
 - a) Quality of Movement.
 - b) Good Manners/Expression/Attitude.
 - c) Conformation suitable to future performance demands. And the pony should be judged with its suitability as a future performance pony in mind. This class should define what it means to be a 'western pleasure prospect' or 'hunter under saddle prospect' or 'driving prospect'. Because these are yearlings or two-year-old, they are not expected to demonstrate the behavior or quality of a finished show pony, but only that performance necessary for reasonable presentation to the judge.
7. Youth may not show stallions.

B. Ring Procedure:

1. The class will consist of two parts:
 - a) Conformation inspection – the conformation inspection will occur before the longeing demonstration for soundness and performance evaluation (form to function).
 - 1) Procedure: Each entry will be walked into the arena and line up at the ring steward's

directions, in front of the judge for evaluation. They will then trot off straight and around a cone and take place on the wall inside the arena and then lined back up. Horses showing evidence of lameness will be disqualified from the class.

- b) Longeing demonstration will be two minutes.
 - 1) It is recommended that longe line classes be shown in splits of no more than 15 ponies at one time and then a short break. Each pony to work individually and then retire to the end of the arena not in use to stand quietly while the other ponies are worked individually until all are worked. Larger classes may also offer a finalist's go-round before the class is placed if there should be a tie.
 - 2) The longeing demonstration will begin at the sound of the whistle blown by the show steward. When the "begin" signal is given, the exhibitor will be allowed two (2) minutes to present the pony at all three gaits in both directions. Show Steward will give a "half-way" (at 1 minute of the presentation) whistle blow to the exhibitor to switch directions. At the end of two (2) minutes, the signal will be given to signify the end of the two (2) minute demonstration.
 - 3) Turnaround at the walk to take the second direction of the pattern may be considered as fulfilling the walk requirement of the second direction of the scoring format.
 - 4) Gaits are to be judged according to the NSPPR rules for Gaits for Western Pleasure and Hunter Under Saddle classes.

C. Equipment:

- 1) Ponies are to be shown in a halter. Either a regular or show type halter is acceptable.
- 2) For the longeing demonstration, the only attachment allowed to the halter is the longe line. The longe line may not exceed 30 feet in length with a snap attached to the halter. The longe line must hang free from the halter without touching any part of the horse. It is

permissible to use a longe whip however, disqualification will occur if the exhibitor touches or blatantly strikes the pony with the whip or longe line to cause forward or lateral or backward movement at any time during the longeing demonstration.

- 3) No other equipment is allowed on the pony during the class. Mechanical or retractable longe lines are not allowed.
- 4) For the conformation inspection, a lead shank used in the NSPPR Performance Halter or Showmanship classes will be exchanged for the longe line prior to the longeing demonstration.
- 5) Exhibitors are not to be penalized for using regular halters and plain longe lines, nor are they to be rewarded for using show halters and show longe lines. Only movement, manners/expression/way of going and conformation are to be judged. The type of equipment used is not to be considered in placing the horse as long as the equipment meets the requirements stated above.

D. Attire

Conventional Western attire is mandatory; except if a prospect is considered to be a Hunter prospect, then conventional English attire is suggested. The type of attire worn by the exhibitor is no to be a consideration in placing the pony as long as the attire meets the requirements stated above.

2.2 Yearling & 2-Year Old Open In-Hand Trail

A. General Rules

- 1) These classes are open to registered yearling and two-year old NSPPR ponies.
- 2) These classes are open to any age exhibitor.
- 3) Youth may not show Stallions in any class.
- 4) A pony can only be shown by one exhibitor per class. A handler may show more than one entry in a class.

B. Class Specifications

- 1) The class will be judged on the performance of the pony over obstacles, with emphasis on manners and way of going.
- 2) Credit will be given to ponies negotiating the obstacles with style, without hesitation and a willing response to the handler's cues.

- 3) Special credit will be given to handlers who can negotiate obstacles without entering the obstacle or touching the pony.
 - 4) Ponies shall be penalized for any unnecessary delay while approaching the obstacles. Maximum time of sixty (60) seconds per obstacle. Refusals do not constitute class disqualification.
 - 5) Pony is to be led through the course with the exhibitor on the pony's left side. The exhibitor should be positioned between the eye and the midpoint of the neck. Exhibitor may change sides to negotiate obstacles.
- C. Tack and Attire – this class may be shown in Western or Hunt Seat tack and attire.
- 1) Ponies must be shown in a halter, regular or show types is acceptable. The lead shank may be regular or show type is acceptable. Shank may have a chain under the chin or through the lead ring on the halter and snapped back to the chain next to the lead strap.
 - 2) Lip chains are strictly forbidden.
- D. Classes May Be Offered in:
- 1) Open Division: 1–2 year old. Fillies, Colts and Geldings will show together.
 - 2) Youth in Hand Trail: Youth to be 17 years of age or younger, judged the same as Open in Hand Trail.
 - a) Youth may not show stallions.
 - b) Attendants sixteen years of age or older, may be allowed in the ring during Youth Halter in Hand Trail for safety purposes only. Attendants must not interfere with or influence individual's or equine's performance.
 - 3) Amateur in Hand Trail: Exhibitor must meet all the qualifications of being an Amateur. Judged the same as Open In Hand Trail.
- E. Course
1. The course must be posted at least two hours before the scheduled time of the class. All obstacles must be numbered in order of sequence. The course designer may not exhibit in the in-Hand Trail Class.

2. In shows where Open, Amateur and Youth in Hand Trail Classes are offered, at least three of the obstacles must be different or the manner of performance through the obstacles must be varied for the class.
3. Care must be taken to avoid designing any obstacle that could be hazardous to the exhibitor or pony.
4. The judge(s) and steward must walk the course and has the right to alter and it is their duty to alter the course by removing or changing any obstacle that is deemed unsafe or non-negotiable. If at any time a trail obstacle is deemed unsafe, it shall be repaired or removed from the course. If it cannot be repaired and ponies have completed the course, the score for that obstacle shall be deducted from all previous works for that class.
5. Tires and stair steps are prohibited.
6. Jumps, if used, must be at least five (5) feet wide and include a ground pole. Jump standards may not be taller than 40" in height and no wings or additions are allowed outside the jump standard. All jumps used in performance classes must be collapsible for safety reasons. Maximum jump height is sixteen (16) inches. An In and Out Jump is considered one obstacle and scored as such. Refusal of one element of an In and Out Jump requires the retaking of both elements.
7. If disrupted, the course shall be reset after each pony has finished the course.
8. At least six obstacles and a maximum of ten obstacles must be used.
9. There shall be no cantering/loping on the course.
10. When opening and closing the gate, only the left hand shall be used.
11. Handler to walk beside the bridge.
12. On back throughs that are "L" shaped, straight or "U" shaped, the handler shall stay on the outside of the obstacle.
13. On "V" shaped back throughs, the handler shall stand on the outside of the "V", on a "V" walk through, the handler shall stand on the inside of the "V".

14. On triangular barrels back through or serpentine back through, the handler is allowed to enter the obstacle.
 15. On straight trot or walk-overs, the handler shall be on the outside of the poles.
 16. On 360 degree turns inside a box of poles, the handler is allowed to step inside the corners of the box.
 17. Walk-overs and trot-overs may be in a half circle or fan shaped.
The handler may work outside the half circle or stand at the apex of the half circle on the inside.
- F. Suggested Obstacles
1. Over: bridge, tarp, water, jump.
 2. Pattern: serpentine, figure 8, or cloverleaf at requested gaits.
 3. Daily Chores: gate, put on and remove equipment (blanket, raincoat, saddle, etc.), mailbox open and close, pick up an object (letter, bucket, umbrella, flag, etc.) and place it at a designated location, side pass over pole, back through poles.
 4. Ground Tie: stand pony inside a circle and walk around the pony.
- G. Penalties – The following will result in no score on a particular obstacle but does not mean disqualification from the class:
1. Doing obstacle differently than described on the pattern.
 2. Missing or not attempting an obstacle.
 3. Failure to complete an obstacle.
 - a) The following shall be penalized at the judge's discretion.
 4. Leading pony in front or ahead of him.
 5. Entering an obstacle with the pony, except serpentine, triangular back throughs, gates other obstacles in which handler must enter to work the obstacle.
 6. Touching the pony with hand or foot in an attempt to cue the animal.

7. The following will result in disqualification from the class:
- a) Not doing the obstacles in the prescribed order.
 - b) Illegal equipment.
 - c) Willful abuse.
 - d) Major disobedience – rearing, schooling, etc.
 - e) Off course will result in elimination and no points, ribbons, or awards will be presented.

NATIONAL SPORT PONY PERFORMANCE

Driving Performance Division Rules

3.1 NSPPR Driving Performance Division

A. Pleasure Driving

A pleasure driving class in which entries are **judged primarily on the suitability of the horse to provide a pleasant drive. To be shown both ways of the arena at a walk, slow trot, working trot and strong trot. To stand quietly, both on the rail and while lined up, and to rein back.** All entries chosen for a workout may be worked both ways of the arena at any gait requested by the judge and may be asked to execute a figure of eight. To be judged **70% on performance, manners and way of going of the pony. 20% on the condition and fit of harness and vehicle. 10% on neatness of attire.**

B. Style of Driving

1. The Drivers – The driver should be seated comfortably on the box so as to be relaxed and effective. Either the one or two handed method of driving is acceptable. Common to both methods, the elbows and arms should be close to the body with an allowing, but steady hand enabling a consistent “feel” with the pony’s mouth. Drivers should not be penalized or rewarded for using one style over another. In all pleasure driving classes, it is preferred that the driver sit on the right-hand side of the vehicle, unless construction of vehicle prevents this.
2. Juniors Under 14 – Junior drivers under 14 years of age must be accompanied in the carriage by a knowledgeable adult horseman. Failure to comply will incur elimination.

C. Use of the Whip

An appropriate whip shall be carried in hand at all times while driving. The thong on the whip must be long enough to reach the shoulder of the pony. A driver not in compliance with the above shall be severely penalized. In Pleasure Driving Competition, a whip with its thong tied in a manner which renders it incapable of reaching the pony is not allowed. Failure to comply must be severely penalized.

D. Outside Assistance

1. Only the driver may handle the reins, whip, or brake during a competition. Failure to comply will incur elimination.
2. No change of driver is permitted.
3. Drivers receiving outside assistance after the judging has begun will be disqualified at the judge's discretion unless that assistance has been specifically allowed (example: assistance of groom/passenger heading a pony in a line up or a groom).
4. Outside assistance which requires elimination includes, but is not limited to the following:
 - a. The use of communication devices of any kind between the driver and anyone else.
 - b. The use of electrical devices on the carriage intended to give the driver an advantage.
 - c. Directing the driver in any way during a dressage test or on an obstacle course.

E. Dress of Driver and Passengers

1. Drivers and passengers should be dressed conservatively according to the style of the present day. Any attempt to introduce period costumes or gaudy trappings is discouraged.
2. Dress for the driver should conform to the type of turnout (i.e. Formal, Park, Country, Sporting).
3. Gentlemen must wear a coat or jacket while appearing in any class unless excused from doing so by the judge and/or show management. When accepting awards, gentlemen are requested to remove their hats.
4. Ladies must wear a conservative dress, a tailored suit, or slacks. Floppy hats are discouraged.
5. Unless otherwise specified, the driver shall wear a hat, an apron or knee rug and gloves.

F. Grooms and Attendants

1. One groom is required for a pair or tandem to assist in the event of difficulty.
2. A groom is optional for a single horse turnout.
3. Where grooms or passengers are required at least one groom is required to be in attendance and capable of rendering assistance at all times, failure to comply could incur elimination at the discretion of the judge.

4. Grooms of either sex may wear stable livery.
5. Stable Livery consists of one of the following:
 - a. A conservative suit, white shirt, dark tie, derby, dark shoes and leather gloves.
 - b. A conservative jacket, jodhpurs or drill trousers, jodhpur or paddock boots, white shirt, stock or four-in-hand tie, leather gloves, derby or conservative cap.
 - c. Hunting attire with a hunting derby or bowler.
 - d. Hard hats or helmets are acceptable in all classes.

G. The Pony

1. In Pleasure Driving Competitions, the minimum age for a pony to be allowed to compete is three (3) years of age.
2. As a minimum requirement, all ponies must be serviceably sound for show purposes. Any pony showing evidence of lameness, deformity in feet, cryptorchidism or broken wind shall be refused an award.
3. Complete or partial loss of sight in either eye will not be a disqualification if the loss of sight results from a traumatic injury. A licensed Veterinarian must verify the etiology of the sight loss as traumatic and such copy must accompany pony's papers.

H. Turnout for Pony

1. If shod, ponies should be suitably shod for pleasure driving.—
2. Braiding of the mane is optional. Tails are not to be braided.
3. The application of artificial hair to mane or tail is prohibited. A tail set or use of any foreign substance to induce a high tail carriage is prohibited.
4. Tails tied to vehicles or traces are prohibited.

I. Style of Harness

1. Bridles should fit snugly to prevent catching on the vehicle or other pieces of harness. A throatlatch and a noseband or cavesson is mandatory.
2. Black harness is considered appropriate with painted vehicles, with shaft and pole trimmings done in black. It is also considered appropriate with a natural

- wood vehicle with iron parts painted any color except brown. Shaft and pole trimmings, dash and fenders are done in black. Russet harness is considered appropriate with: A) natural wood vehicle with brown or black iron, B) painted vehicle with natural wood panels with any color iron or C) vehicle that is painted brown with brown iron. Shaft and pole trimmings should match the harness.
3. All metal furnishings should match, be secure and polished.
 4. Breast collars are appropriate with lightweight vehicles. Full collars are suggested for heavy vehicles such as coaches, brakes, phaetons, dog carts, etc.
 5. A correctly fitting harness saddle is important for the comfort of the pony. A wide saddle is suggested for two wheeled vehicles as more weight rests on the ponies back. Narrower saddles are more appropriate for four wheeled vehicles.
 6. Martingales are permitted only if appropriate for the vehicle being used, (e.g. a standing martingale is appropriate only for a Stanhope Gig or George IV Phaeton).
 7. Martingales and overchecks are prohibited in dressage and obstacle classes for all vehicles. Failure to comply will incur elimination. Sidechecks are optional. In pleasure driving classes (turnout, working and reinsmanship) overchecks may be appropriate in road carts and four wheeled buggies.
 8. Tying down of tongues is prohibited.
 9. In pleasure driving classes, the collars of four-in hand leaders are not to be tied together.
 10. Flash nosebands are strongly discouraged in pleasure driving classes.
 11. Snaffle bits and other types of traditional driving bits are allowed. Bits may be covered with rubber or leather. Burr, gag and twisted wire bits of any type are not permitted in driving competitions.

J. The Vehicle

Drivers should strive to present an appropriate turnout. "Appropriate" indicates the balance and pleasing appearance of the combination of horse and vehicle. Factors determining the above include compatible size, type and weight of pony

and vehicle. The way of going of the pony may also affect the overall appearance, i.e. a high actioned pony is more suitable for a formal vehicle; the low going ground covering horse presents a more pleasing appearance put to a road or country type vehicle.

1. Wire wheeled and pneumatic tired vehicles may be permitted in the following classes at management's discretion.
 - a. Permitted in all pleasure driving classes if the vehicle is an antique wire wheel vehicle (long wire spokes, hard rubber tires).

K. Competition Rules for Pleasure Driving

1. Drivers Responsibility – It is the responsibility of the driver to see that he/she and all attendants and passengers are appropriately attired for the class in question and that the ponies are properly presented. Excessive use of the voice, shouting or whistling to the pony may be penalized at the judge's discretion. The driver should strive to control the pony's movements with discreet use of vocal aids. The driver must be prepared to enter the ring or obstacle course area when his/her class is called. After a reasonable wait, management may announce that a one-minute time limit will be invoked.
2. Equipment Failure – In the case of an accident or equipment failure which necessitates repair or re-adjustment all grooms or passengers carried on the vehicle must dismount the vehicle. They should not remount until the problem has been corrected or the turnout deemed fit to continue. The exception would be in the case of a minor adjustment (i.e. trace down) only the necessary groom need be put down. Appropriate penalties will be assessed according to class specifications.
3. Whip – An appropriate whip shall be carried in hand at all times while driving. The thong on the whip must be long enough to reach the shoulder of the pony. A driver not in compliance with the above shall be severely penalized. A whip with its thong tied in a manner which renders it incapable of reaching the pony is not allowed. Failure to comply must be severely penalized.

4. Leaving Arena. – No entry may leave the arena after judging has begun without permission from the judge and/or ringmaster, EXCEPTION: in the event of an accident and/or equipment failure which requires either medical attention or repair, the turnout must leave the arena or obstacle course as soon as possible.
 5. Excused – If asked to leave the ring by the judge and/or ringmaster, the turnout must do so as soon as possible.
- L. Grooms & Passengers
1. The term groom used herein refers to the person who in the opinion of the judge is capable of assisting in the event of difficulty.
 2. In Pleasure Driving Competitions, 4-in-hands and unicorns are required to have two grooms or passengers on the vehicle to assist in the event of difficulty. Pairs or Tandems are required to carry one groom or passenger. A groom/passenger is optional for single horse turnouts. Where grooms are required at least one groom is required to be in attendance and capable of rendering assistance at all times, failure to comply could incur elimination at the discretion of the judge.
 3. Passengers must be appropriately dressed and must wear a hat.
 4. Grooms or passengers are not allowed to leave their respective positions on the vehicle while it is put in motion or attempt to correct a problem without being put down. Exceptions: grooms dismounting to head the horses immediately prior to a halt and shifting weight to aid balance to prevent an accident are permissible. Failure to comply will incur elimination. Minor adjustments to harness may be made upon permission from the judge. A groom/passenger riding on the vehicle may be put down to assist with the adjustment without penalty except in dressage and obstacle classes.
 5. After judging begins, no attendant may enter the arena without the permission of the judge except in the case of accident or to prevent an accident.

6. Leading a turnout into the ring or obstacle course start is considered outside assistance and not permitted.
 7. Grooms may not stand behind the driver. If the vehicle does not permit the groom to sit behind the driver, permission must be obtained to allow the groom to sit beside the driver in obstacle classes. In pleasure driving classes, a groom/passenger may sit beside the driver.
 8. When a groom or passenger is put down to head the horse or horses during a line-up, he or she must remount when the driver moves off. This includes individual tests. Failure to comply should be penalized.
 9. A knowledgeable adult horseman must accompany Youth drivers.
- M. Description of Gait
1. WALK: A free, regular and unconstrained walk of moderate extension is ideal. The ponies should walk energetically, but calmly, with even and determined pace. The walk is a four-beat gait.
 2. SLOW TROT: The pony should maintain forward impulsion while showing submission to the bit. The trot is slower and more collected, but not to the degree required in the dressage collected trot. However, the horse should indicate willingness to be driven on the bit while maintaining a steady cadence.
 3. WORKING TROT: This is the pace between the strong and the slow trot and more-round than the strong trot. The horses go forward freely and straight; engaging the hind legs with good hock action; on a taut, but light, rein; the position being balanced and unconstrained. The steps should be as even as possible. The hind feet touch the ground in the foot prints of the fore feet. The degree of energy and impulsion displayed at the working trot denotes clearly the degree of suppleness and balance of the horses.
 4. STRONG TROT: This is a clear, but not excessive, increase in pace and lengthening of stride while remaining well balanced and showing appropriate lateral flexion on turns. Light contact to be maintained. Excessive speed will be penalized.

5. **HALT:** Ponies and vehicle should be brought to a complete square stop without abruptness or veering. At the halt, ponies should stand attentive, motionless and straight with the weight evenly distributed over all four legs and be ready to move off at the slightest indication from the driver.
6. **REIN BACK:** Rein back is defined as a backward movement in which the legs are raised and set down simultaneously in diagonal pairs with the hind legs remaining well in line. To be performed in two parts:
 - a. The pony must move backward at least four steps in an unhurried manner with head flexed and straight, pushing the carriage back evenly in a straight line. The driver should use quiet aids and light contact.
 - b. Move forward willingly to former position using the same quiet aids.
7. **BREAK IN GAIT:** In pleasure competitions, cantering is not allowed unless clearly stated in the prize list. Management is strongly encouraged not to allow cantering in any class unless it is held in a securely enclosed area. If cantering is not allowed, a break to a canter is defined as three full strides if an advantage has been gained, or six short strides (an example: hopping around a cone) if advantage is not gained. A break to canter will be penalized by the judge, if in the opinion of the judge; the entry is gaining an advantage. Prolonged cantering will be penalized according to class specifications. A break to a walk should not be penalized unless it gains an advantage (walking will be penalized in a progressive obstacle class). In a multiple turnout all ponies must break for a penalty to be assessed.

NATIONAL SPORT PONY PERFORMANCE

Under Saddle Division Rules

4.1 Pony Hunter Hack

A. General Class Description – Hunter Hack is to be shown at a walk, trot and canter. Eight ponies, if available, but never more than eight at time, are required to hand gallop on direction of the ring. Ponies are also required to jump two jumps set for their height category. To be judged on performance, manners and soundness. In Hunter Hack classes, ponies are shown at a walk, trot, and canter both ways of the ring. Light contact with the pony's mouth is required. Ponies should be obedient, alert, responsive, and move freely. They should not be eliminated for slight errors. Judges may ask ponies to hand gallop collectively, one way of the ring. (Exception: green classes). No more than eight will be asked to hand gallop at one time. All horses being considered for an award must be serviceably sound.

B. General Rules

1. Heights and Spreads – The height and spread of obstacles at Regular Competitions are 2'3" for small, 2'6" for medium and 3' for large ponies. No minimum height required at Local Competitions. (Green ponies to jump 2'3" for small, 2'6" for medium and 2'9" for large). Spread of jump may not exceed height and must be measured including flowers, brush and ground lines.
2. Distances – The suggested distances for the in and outs are 20' for small, 22' for medium and 24' for large ponies. The in and out distance must be adjusted for each height section. If the distance between fences is less than 72', the distance must be adjusted for each height section. In the line with an in and out, there must not be any other fences.
3. Judging – Manners and suitability of a pony for the rider are to be emphasized in all classes. Extreme speed is penalized. Suitability of a pony for a rider is determined by height and weight of the rider as related to the size of the pony. Judges must penalize but not necessarily eliminate an entry not having such manners and suitability.

C. Attire and Equipment

1. It is the tradition of the competition ring that riders and drivers be correctly attired for the class in question, that attendants be neatly dressed and horses be properly presented. Riders in all classes where jumping is required and when jumping anywhere on the competition grounds must wear a Certified ASTM/SEI Equine helmet. Riders should wear coats of any tweed or Melton for hunting (conservative wash jacket in season), breeches or jodhpurs and boots. Conservative colored protective headgear is mandatory. Spurs, crops or bats are optional. Judges may penalize contestants who do not conform. Riders must wear traditional, short, or long-sleeved riding shirts with chokers or ties.
2. All Youth riding in any class, must wear properly fitting protective headgear which passes or surpasses ASTM (American Society for Testing and Materials)/SEI (Safety Equipment Institute) standards for equestrian use and carries the SEI tag. Harness must be secured and properly fitted.
3. Boots/shoes worn while riding anywhere on the competition grounds must have a distinguishable heel.
4. Competitors must display the correct number which must be clearly visible while performing in any class.
5. Martingales: Not permitted in Hunter Hack.
6. Saddles: Must be plain English type. May have suede seats and pommel. Lining may be leather or linen. Numnahs and saddle cloth not permitted.
7. Irons: Should be regular side saddle iron with oval eye or safety stirrup, should be large, workmanlike and polished.
8. Tack. Regulation snaffles, pelhams and full bridles, all with cavesson nose bands, are recommended. A judge at his own discretion can penalize a horse with non-conventional types of bits or nose bands.

D. Judging

1. All classes must be judged on performance and soundness and when indicated, conformation, suitability or manners.

2. Judges must penalize unsafe jumping and bad form over fences, whether touched or untouched. The following faults are scored according to the judge's opinion.
 - a) Spooking.
 - b) Knock down of any part of an obstacle.
 - c) Refusals.
 - d) Bucking.
 - e) Dangerous jumping\.
3. Elimination
 - a) Three refusals.
 - b) Off course.
 - c) Jumping a fence before it is reset.
 - d) Bolting from the ring.
 - e) Fall of horse or rider.
4. The following may or may not be considered as faults, depending on the severity.
 - a) Light rubs.
 - b) Swapping leads in a line.
 - c) Late lead changes.
 - d) Excessive show of animation.
 - e) Adding or eliminating a stride in a line.

4.2 Western Pleasure Pony

A. Class Description

In all classes in this section, ponies are to be shown at a flat footed four-beat walk; free moving easy riding two-beat jog, and three-beat lope both ways of the ring on a reasonably loose rein without undue restraint. Extended gaits may be called for by the judge. Entries shall be penalized for being on the wrong lead. Special emphasis shall be placed on the walk. Horses may be asked to back at judge's discretion. Entries may be judged for soundness and conformation before entering the arena. Any horse showing evidence of altered tail carriage may be penalized.

B. Instructions to Riders

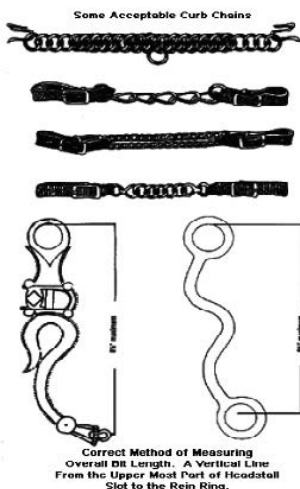
Only one hand may be used on reins and hands must not be changed. Hand to be around reins. When end of split reins fall on the side of reining hand, one finger between reins is permitted. When using romal or when ends of split reins are held in hand not used for reining, no finger

between reins is allowed. Rider may hold romal or end of split reins to keep them from swinging and to adjust the position of the reins provided it is held with at least 16 inches of rein between the hands.

C. Personal Appointments

Competitors must be penalized for incomplete appointments but not necessarily disqualified. Riders must wear Western hat; long-sleeved shirt with any type of collar, trousers or pants and boots; (a one-piece long-sleeved equitation suit is acceptable provided it includes any type of collar). Chaps, shotgun chaps and spurs are optional. A vest, jacket, coat and/or sweater may also be worn. Protective headgear may be worn without penalty.

- 1) All Youth riding in any class, must wear properly fitting protective headgear which passes or surpasses ASTM (American Society for Testing and Materials)/SEI (Safety Equipment Institute) standards for equestrian use and carries the SEI tag. Harness must be secured and properly fitted.



D. Tack

Competitors must be penalized for incomplete appointments but not necessarily disqualified.

Entries shall be shown with stock saddle, but silver equipment will not count over a good working outfit. Tapaderos are prohibited. There shall be no discrimination against any standard Western bit. A standard

Western bit is defined as having a shank with a shank measurement of the bit to be appropriate to the size of the pony – 3" to 3 1/2" for small, 3 1/2" to 5" for small medium and 5 to 5 1/2" for large pony. The mouthpiece will consist of a metal bar 5/16" to 3/4" in diameter as measured one inch in from the shank.

The bars may be inlaid but must be smooth or latex wrapped. Nothing may protrude below the mouthpiece (bar) such as extensions, prongs or rivets designed to intimidate the horse. Rollers attached to the center of the bit are acceptable, and may extend below the bar. Jointed mouthpieces are acceptable and may consist of two or three pieces and may have one or two joints. A three-piece mouthpiece may include a connecting ring of 1/4" or less in diameter or a connecting flat bar of 3/8" to 3/4" (measured top to bottom with a maximum length of 2"), which lies flat in the mouth, or a roller or port as described herein. The port must be no higher than 3 1/2" maximum with roller(s) and covers acceptable. Jointed mouthpieces, half-breeds and spade bits are standard. Slip or gag bits, rigid donut mouthpieces and flat polo mouthpieces are prohibited. Roping bits with both reins connected to a single ring at center of cross bar shall not be used. Reins must be attached to each shank. Any rein design or other device which increases the effective length and thereby the leverage of the shank of a standard western bit is prohibited. Standard snaffle bits are permitted in any class on a junior pony five years old and under. A standard snaffle bit is defined as a center jointed single rounded, unwrapped smooth mouthpiece of 5/16" to 3/4" diameter metal as measured from ring to 1" in from the ring with a gradual decrease to the center of the snaffle. The rings may be from 2" to 4" outside diameter of either the loose type, eggbutt, dee or center mounted without cheeks. If a curb strap is used it must be attached below the reins. Hackamores are permitted in any class on a junior pony five years old and under. A hackamore includes a bosal rounded in shape and constructed of flexible braided rahide or leather and must have a flexible nonmetallic core attached to a suitable headstall with maximum diameter of 3/4" at the cheek. Attached reins may be of hair, rope or leather.

No other material of any kind is to be used in conjunction with a bosal, i.e., steel, metal or chains (Exception: smooth plastic electrical tape is acceptable). Ponies shall not be shown with artificial appliances that would tend to alter their performance. Curb chains and leather chin straps may be used but must be flat and at least ½" in width and lie flat against the jaws of the pony. No wire, rawhide, metal or other substance can be used in conjunction with or as part of the leather chin strap, or curb chains. Rounded, rolled, braided or rawhide curb straps are prohibited. A light lip strap is permissible. Hackamore bits, bosals, cavesson type nosebands, martingales and tie-downs are prohibited. A judge does not have the authority to add or to remove any of the standard equipment as specified above. Bandages and boots of any type are prohibited.

E. Falls

A fall of a horse and/or rider in a working western class will result in a zero; while showing in a western pleasure or trail class it will be cause for elimination.

4.3 NSPPR Hunter in Hand

A. Equipment

1. English headstall equipped with any acceptable single-rein English bit snaffle for any pony 2 years or older (Yearlings will be shown with no bit, halter only) English bridle is mandatory on horses two years old and older and plain leather halter is required on weanling and yearling horses.
2. For horses one year and younger, halters are mandatory. The halter and lead must be a halter of plain leather. The chain on the lead may be over the nose or under the chin; however, no chains are allowed in the horse's mouth and no lip chains are allowed.
3. The use of a crop or bat is optional.

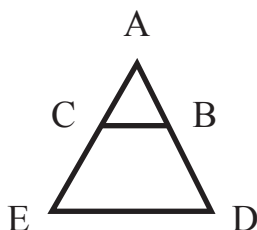
B. Attire

1. Attire of the handler should permit free movement. Color may be chosen to complement horse, but should be conservative. Suitable attire should be a collared polo shirt or collared dress shirt (solid colored and either white or another conservative color), vests, tie, and gloves (optional) Dress pants should

be loose enough in which to run. If a belt is worn, it should be a plain belt, not a western type or style. Jeans will be allowed. Running shoes, paddock boots, or western boots are required.

C. Class Conduct

1. Horses will be judged individually on the triangle, following a posted order.
2. The horses will approach the judging area and set up for the inspection the “open” position (i.e. with all four legs of the horse visible by the judge standing on either side of the horse) The judge shall inspect each horse from the front, rear and both sides. Transmissible weakness and/or conditions shall be counted strongly against animals (such impaired vision, visible lameness, ringbone, spavin or bowed tendons, and severe weight loss)
3. At the judge’s request, the horse will then walk the small triangle ABCA. The horse will continue on at a trot following the large ADEA.



4. At the completion of the judging, the handler will lead the horse away from the judging area. As one horse leaves, the next one will enter the judging area promptly.
5. When all horses in the class have completed the triangle, they may be lined up for the judges to place or “ringing” (walking in a large group circle around the judges) may be used.
6. An exhibitor may show more than one horse in a class on the triangle. In this case, a helper may assist in bringing the horses back for the ringing or final inspection.

D. Scoring System – 60% movement, 30% conformation, 10% temperament

1. If a horse knocks over a cone or marker, they are to be scored accordingly. This does not constitute immediate disqualification but at the judge's discretion can be penalized in the temperament or movement score.
2. If a horse or exhibitor fails, they are to be scored accordingly. This does not constitute immediate disqualification but at the judge's discretion can be penalized in the temperament or movement score.
3. If a horse is off pattern either by completing the large triangle AEA before the small triangle AMCA, by not displaying the correct gait while completing the corresponding triangle or by not submitting to inspection prior to completing the pattern, the entry shall be disqualified.
4. An appropriate penalty shall be assessed at the judge's discretion for break of gait during completion of the pattern, but this shall not constitute off pattern or immediate disqualification.

SECTION XVI

Carriage Division

2021 Rulebook

of the

American Shetland Pony Club, Inc.

American Miniature Horse Registry

American Show Pony Registry

National Sport Performance Pony Registry

American Shetland Pony International Registry



Updated February 2022

SECTION XVI

CARRIAGE DIVISION

General Description

The Carriage division is opened to any registered ASPC/AMHR/ASPR/NSPPR horse/pony that comes from diverse driving backgrounds. Our carriage rules are unique to the ASPC/AMHR and may have some resemblance of rules from other carriage venues.

Carriage Driving Standard ASPC/AMHR/ASPR/NSPPR

The main trait for any pleasure driving horse is its ability to give a pleasurable drive. Soundly obedient yet responsive (a horse that would drive out privately on the road) has strong presence. Elasticity in its step, working with a lifted back, flexed at the poll, hind-end engaged and not on the fore-hand, head straight while traveling and keeps its balance while bending in turns. Collected, walks and stands willingly and quietly.

Driver: The driver should be seated comfortably on the seat so to be relaxed and effective. Either one or two-handed methods of driving is acceptable. Common to both methods of driving, the elbows and arms should be close to the body with an allowing but steady hand enabling a consistent “feel” of the horse’s mouth. Drivers should not be penalized or rewarded for using one style over another. Drivers should strive to present an appropriate turnout. “Appropriate” indicates the balance and pleasing appearance of the combination of the horse and vehicle. Factors determining the above include compatible size, type and weight of horse and vehicle. The way of going of the horse may also affect the overall appearance, i.e., a high-actioned horse is more suitable for a formal vehicle; the low-going, ground covering horse presents a more pleasing appearance put to a road or country-type vehicle.

Cross Entering ASPC/AMHR/ASPR

A carriage horse may cross enter into the following driving classes: Country Pleasure, Pleasure, Western Pleasure, Formal, Harness, Roadster, Draft, Park Harness, and Chariot at the same show.

1.1 Classic Shetland Carriage Division

A. Tack and Equipment

1. Light harness (breast or collar type).
2. To be shown in a suitable two or four wheeled carriage pleasure type driving vehicle. No pneumatic or wire wheels permitted.
3. Type of bit(s) optional. Snaffle, liverpools or acceptable driving bit and blinkers appropriate to type of harness.
4. Martingales and overchecks are prohibited for all vehicles.
5. Side checks are optional. Breeching or thimbles are required for all vehicles. Tying down of tongues is prohibited. Bridles should fit snugly to prevent catching on the vehicle or other pieces of harness. A throatlatch and a noseband or cavesson is mandatory. Open bridles are permitted, but are not encouraged.
6. Whip required to be carried in hand.



B. Dress

1. Hat, brown gloves preferred & lap robe required to be worn in all divisions.

C. Headers

1. Are allowed but must come from within the vehicle.
2. Multiple pony carriage turnouts require at least one passenger or groom capable of rendering assistance at all times.

D. General Rules

1. All carriage classes are open to single or multiple ponies unless otherwise specified.
2. All carriage driving classes are open to stallions, mares, and geldings unless otherwise specified.
3. Failure to comply with these rules will incur elimination.

E. Class Descriptions

1. **Classic Carriage Pleasure Driving:** To be judged 60% on manners, quality and performance 40% on conformation. To be shown at a walk, slow trot and working trot, both ways of the ring, to line up and stand quietly. Classic Carriage Stakes class will be judged as a Classic Carriage Pleasure Driving class.
2. **Classic Carriage Turnout:** To be judged 70% on the condition, fit and appropriateness of the harness and vehicle, neatness of attire and overall impression and 30% on performance, manner and way of going. Ponies are to enter to the right and be shown both ways of the ring at a walk and trot. Ponies are to be lined up in the center of the ring, stand quietly, and back readily. The walk should be a relaxed flat-footed walk, a four-beat straight movement. The trot should be easy going, square with elasticity and freedom of movement.
3. **Classic Carriage Reinsmanship:** This class is designed to test the knowledge and ability of the driver. To be shown on the rail at a walk, slow trot, strong trot, and working trot. To be judged primarily on the ability and skill of the driver. To be judged 75% on the handling of the reins and whip, control, posture and overall appearance of the driver and 25% on the condition of the harness and vehicle and the neatness of attire.

In order to evaluate a driver's versatility, the judge may require a test.

- a) Suggested Tests:
 - 1) Back.
 - 2) Drive a circle of designated size, at judge's discretion.
 - 3) Drive a figure eight.
 - 4) Working trot to strong trot.
 - 5) Stop and stand.
 - 6) Drive with one hand.
4. **Classic Carriage-Working:** A class in which entries are judged primarily on the suitability of the pony to provide a pleasant drive. To be shown both ways of the arena at a walk, slow trot, working trot, and strong trot. To stand quietly, both on the rail and

while lined up, and to rein back. All entries chosen for a workout may be worked both ways of the arena at any gait requested by the judge and may be asked to execute a figure of eight. To be judged 70% on performance, manners and way of going of the pony or ponies, 20% on the condition and fit of harness and vehicle, and 10% on neatness of attire. An entry must show strong definition in all required gaits.

1.2 AMHR Carriage Division

A. Tack and Equipment

1. Light harness (breast or collar type).
2. To be shown in a suitable two or four wheeled carriage pleasure type driving vehicle. Pneumatic wheels permitted.
3. Type of bit(s) optional. Snaffle, liverpools or acceptable driving bit and blinkers appropriate to type of harness.
4. Martingales and overchecks are prohibited for all vehicles.
5. Side checks optional. Breeching or thimbles are required for all vehicles. Tying down of tongues is prohibited. Bridles should fit snugly to prevent catching on the vehicle or other pieces of harness. A throatlatch and a noseband or cavesson is mandatory. Open bridles are permitted, but are not encouraged.
6. Whip required to be carried in hand.

B. Dress

1. Hat, brown gloves preferred, and lap robe required to be worn in all divisions.

C. Headers

1. Are allowed but should come from within the vehicle.
2. Multiple horse carriage turnouts require at least one passenger or groom capable of rendering assistance at all times.

D. General Rules

1. All carriage classes are open to single or multiple horses unless otherwise specified.
2. All carriage driving classes are open to stallions, mares, and geldings unless otherwise specified.

3. Failure to comply with these rules will incur elimination.

E. Classes

1. AMHR Carriage Pleasure Driving: To be judged 60% on manners, quality and performance 40% on conformation. To be shown at a walk, slow trot and working trot, both ways of the ring, to line up and stand quietly. Carriage Stakes Class will be judged as Carriage Pleasure Driving Class.
2. AMHR Carriage Turnout: To be judged 70% on the condition, fit and appropriateness of the harness and vehicle, neatness of attire and overall impression and 30% on performance, manner and way of going. Horses are to enter to the right and be shown both ways of the ring at a walk and trot. Horses are to be lined up in the center of the ring, stand quietly, and back readily. The walk should be a relaxed flat-footed walk, a four- beat straight movement. The trot should be easy going, square with elasticity and freedom of movement.
3. AMHR Carriage Reinsmanship: This class is designed to test the knowledge and ability of the driver. To be shown on the rail at a walk, slow trot, strong trot, and working trot. To be judged primarily on the ability and skill of the driver. To be judged 75% on the handling of the reins and whip, control, posture and overall appearance of the driver and 25% on the condition of the harness and vehicle and the neatness of attire.

In order to evaluate a driver's versatility, the judge may require a test.

a. Suggested Tests:

- 1) Back.
- 2) Drive a circle of designated size, at judge's discretion.
- 3) Drive a figure eight.
- 4) Working trot to strong trot.
- 5) Stop and stand.
- 6) Drive with one hand.
- 7) A pattern or workout must be administered at the AMHR National Show.

4. **AMHR Carriage-Working:** A class in which entries are judged primarily on the suitability of the horse to provide a pleasant drive. To be shown both ways of the arena at a walk, slow trot, working trot, and strong trot. To stand quietly, both on the rail and while lined up, and to rein back. All entries chosen for a workout may be worked both ways of the arena at any gait requested by the judge and may be asked to execute a figure of eight. To be judged 70% on performance, manners and way of going of the horse or horses, 20% on the condition and fit of harness and vehicle, and 10% on neatness of attire.

1.3 ASPR Carriage Driving

To be judged 60% on manners, quality and performance 40% on conformation. To be shown at a walk, trot, and extended trot, both ways of the ring, to line up and stand quietly. This class is open to both single ponies and pairs.

A. Tack and equipment:

1. Light harness (breast or collar type).
2. To be shown in a suitable two or four wheeled carriage pleasure type driving vehicle. No pneumatic or wire wheels permitted.
3. Type of bit(s) optional: Snaffle, liverpools or acceptable driving bit and blinkers appropriate to type of harness.
4. Martingales and overchecks are prohibited for all vehicles.
5. Side checks optional. Breeching or thimbles required unless vehicle is equipped with brakes. Tying down of tongues is prohibited. Bridles should fit snugly to prevent catching on the vehicle or other pieces of harness. A throatlatch and a noseband or cavesson is mandatory. Open bridles are permitted, but are not encouraged.
6. Whip required to be carried in hand.

B. Dress:

1. Hat, gloves, and apron required to be worn.

C. Headers

1. Are allowed but must come from within the vehicle.

D. General Rules

1. All carriage driving classes are open to stallions, mares, and geldings unless otherwise specified.
2. Failure to comply with these rules will incur elimination.

1.4 Classic/AMHR Carriage Cones Driving Timed

- A. To be driven over a prescribed course of numbered obstacles (traffic cones with balls to similar objects placed on top). The numbers are to be placed on the right side of the obstacles. The number of obstacles to be proportionate to the dimension of the driver area, no to exceed 20 obstacles.
- B. After passing the starting line, the driver shall proceed through each obstacle in order to the designated finish line.
- C. Course faults are assessed as penalty seconds and are added to the driver's elapsed time. Placings are determined on a low total time basis. Ties for first will be decided by a drive-off.
- D. Suggested width for obstacles is 10 inches wider than the carriage from outside hub to outside hub. Should cones be set up and carriages not be measured, obstacle widths are to be set:
 1. For ASPC - 66 inches (5 feet 6 inches) apart.
 2. For AMHR- 60 inches (5 feet) apart.
- E. The decision to allow cantering for this class is left to the discretion of show management. It is not allowed unless clearly stated in the prize list. If cantering is not allowed, breaks in gait on the course will be penalized.
- F. Penalties
 1. Knocking over start or finish marker 5 seconds
 2. Knocking down or dislodging obstacle 5 seconds
 3. Break to canter

1st break to canter.....	5 seconds
2nd break to canter.....	5 seconds
3rd break to canter.....	5 seconds
4th break to canter.....	Elimination
Prolonged canter	Elimination

4. Disobedience or groom(s) dismounting
(cumulative over course)
 - 1st incident. 5 seconds
 - 2nd incident. 10 seconds
 - 3rd incident Elimination
5. Starting before signal Elimination
6. Failure to cross starting line within one
minute of signal Elimination
7. Off course. Elimination
8. Outside assistance Elimination
9. Failure to carry whip. Elimination
10. Use of a martingale or over check. . . Elimination
11. Breakage of harness or vehicle Elimination

SECTION XVII

Show Management

2021 Rulebook

of the

American Shetland Pony Club, Inc.

American Miniature Horse Registry

American Show Pony Registry

National Sport Performance Pony Registry

American Shetland Pony International Registry



Updated February 2022

SECTION XVII

SHOW MANAGEMENT

1.1 Approval Requirements – Show Sanctioning

- A. Organizations or individuals wishing to stage or sponsor an ASPC/AMHR/ASPR recognized show must obtain the approval of the ASPC/AMHR/ASPR. The ASPC/AMHR/ASPR Office has sole authority to approve or disapprove any request submitted for a sanctioned show.
1. For the purpose of evaluating date applications, the National Office will consider competition management to be the party or parties financially responsible for the show. And by no means shall the ASPC/AMHR/ASPR be held financially responsible for any sanctioned show which defaults on payment of monetary awards.
 2. No shows will be held within a 300-mile radius of another show on the same date. Priority will be given to established shows.
 - a) If show managers agree to host shows with the same dates- within the 300-mile radius, a letter of agreement must be signed by both managers and submitted to the National Office.
- B. Approvals must be obtained each year, and do not carry over from year to year.
1. However, a show having been approved and held the previous year is considered an established show and has priority to identical days per calendar year until terminated.
- C. All Show Managers must be current members of the ASPC/ AMHR/ASPR. The only exclusions are:
1. Fair Managers; and
 2. USEF Show Managers.
- D. Show Managers must complete a **Show Manager's Test** every three (3) years and submit that test with the required fee before any shows they are managing will be sanctioned. The Show Manager's test will be sent out

when the National Office receives the Show Date Reservation form. (Exception: USEF, Fair Managers, and International Show Managers (excluding Canada & Mexico) do not have to complete the Show Manager's test).

1. **Show Date Reservation Form.** Show will appear in *The Journal* and listed on the Website in Calendar of Events as "pending" until all other requirements are met for sanctioning an ASPC/AMHR/ASPR show.
- E. To obtain approval, the organization seeking approval shall submit to the ASPC/AMHR/ASPR Office, post-marked at least 60 days prior to the first date of the proposed show, the following:
1. Show Application Form that must be filled out correctly and with all information completed in detail. Forms are available from the ASPC/AMHR/ASPR Office or on the website: www.shetlandminiature.com.
 - a. **Show Application:**
 1. Date Requested
 - a) Every effort will be made to accommodate applicant requests. To ensure successful events, the proximity of proposed locations and established show dates will also be considered. Any new show scheduled on the date of the National Area Show in that particular Area will not be sanctioned.
 - b) Established shows on the same date in the same Area as a National Area Show will be limited to 2 judges.
 2. Please record the official measuring Stick # to be used at the show on the Show Application as it may not be the one the steward owns.
 - b. **Appropriate Fees:**
 1. Sanctioning Fee – \$35.00 per Judge. Current ASPC/AMHR/ASPR Approved Judges ONLY. Judge must have a current ASPC/AMHR/ASPR License card for the division(s) he/she will be judging, with the exception of USEF approved shows where a USEF Judge may officiate.
 2. Sanctioning Fee – \$100.00 Refundable Deposit (per show) due before show will be approved. Deposit will be refunded once on-time,

- completed and accurate results are received at the National Office.
- a. Complete proposed Class List/Premium Book. Class schedule must list classes in the order they will be held at the show.
 - c. **Premium Book/Class Schedule:** (Must include the following or show may not be sanctioned):
 1. Show Manager Name & Phone Number.
 2. Names of official Steward, Judge(s), and Divisions to officiate.
 3. Comprehensive Directions – Make sure route is “Trailer” Accessible.
 4. Official Show Entry Form Noting All Applicable Fees.
 5. Class Schedule.
 6. Location of Measurement Place & Times.
 7. Local Competition Rules, if appropriate.
 8. General competition Rules.
 9. Non-Rated Classes must have necessary Class Specifications.
 10. Description of Facilities, Noting Deficiencies if any (i.e. Limited Water Supplies – bring own if possible).
 - d. **Premium List Revisions:**
 1. If a Premium List is revised, it must be re-submitted to the ASPC/ AMHR/ASPR Show Department to be re-sanctioned. Classes added after the official ASPC/AMHR/ASPR sanctioned Premium List has been approved will not be accepted for All Star or Hall of Fame Points unless show department has been contacted in writing and has accepted the additions as part of sanctioning. If you have forgotten a class or exhibitors contact you a head of the show date asking for a certain class, we will try to work with you to add that class depending on ability to notify all exhibitors that the class has been added.
 2. Class List must be approved before circulation; any class list circulated before approval must clearly state PENDING ASPC/AMHR/ASPR APPROVAL on the cover/first page.

- e. **Proof of Insurance** – sanctioned shows must carry General Liability Insurance with a minimum \$1,000,000.00 aggregate limit. Shows will not be sanctioned until such proof is on file in the ASPC/AMHR/ASPR Show Department. Organizations or individuals that fail to submit all of the above items will be subjected to a \$25.00 fine.
 - 1. Shows hosted/sponsored by a Fair Board (not a club or individual having a show at a fair) are not required to show proof of insurance.
 - 2. The premium list must be uniform to all. All prizes offered must be awarded, if won. The premium list must state the location of the show, name of the show officials, the date, closing date of entries, starting time, measurement time, etc. (as designated in the show approval form).
- F. For all show applications not submitted 60 days prior to the first date of the show, there will be a penalty of \$5.00 per day that must be paid prior to the sanctioning of the show.
- G. Classes that will not be recognized by the ASPC/AMHR/ASPR must be noted as Non-Rated classes.
- H. Shows must be open to all registered horses and owners who are in good standing. No show may limit the number of horses to be shown. No show may limit the number of horses entered by an exhibitor or trainer or limit the number of stalls requested by an exhibitor or trainer. Tack stalls may be limited.
- I. No exhibitor may be required to be a member of any organization in order to be eligible to show in approved ASPC/AMHR/ASPR shows. (Exception: In order for a horse to receive year end awards in All-Star, Hall of Fame, Youth, and Amateur Awards of Excellence points, an owner must be a member of the ASPC/AMHR/ ASPR).
- J. Entry fees must be specified and any class without an entry fee so stated. (Exception: Halter Championships where no entry fee can be charged.) No change in entry fees will be permitted after approval has been granted. Violation may cause disqualification of the show.

- K. To be approved, a show must be listed in the “Coming Events” of *The Journal* prior to the event. The National Office has the right to waive this rule.

Dates for Show Date submission by the Show Department to *The Journal* – please have your Show Date Reservation form in the National Office by the necessary date:

Show Date in Show Office By:	DUE:
Between February 26 – April 25,	January 15
Between April 26 – June 25,	March 15
Between June 26 – August 25,	May 15
Between August 26 – October 25,	July 15
Between October 26 – December 25,	September 15
Between December 26 – February 25,	November 10

L. **Number of Judges Allowed Per Show:**

1. Modern, Modern Pleasure, American Show Ponies, AMHR are limited to a maximum of four (4) Judges over a weekend, or two (2) day period.
2. Classic/Foundation Shetlands are limited to a maximum of four (4) judges over two consecutive days at the same show site. No more than four judges are to be allowed to judge and be in the show ring at the same time on the same day.

- M. No Judge may officiate at the ASPC/ASPR Congress if they have judged a sanctioned show within a 250-mile radius of the ASPC/ASPR Congress site during the 45 days preceding said ASPC/ASPR Congress.

- N. A show may not employ more than one AMHR National Judge and one ASPC/ASPR Congress Judge of the current show year at each show that they hold.

- O. No sanctioned events or shows will be held during ASPC/AMHR/ASPR Convention dates.

- P. No sanctioned ASPC/ASPR shows will be held during the ASPC/ASPR Congress dates. Exception: State and County Fairs.

- Q. No sanctioned AMHR shows will be held during the AMHR National Show dates. Exception: State and County Fairs.

- R. No show (from January 1st – June 1st) is required to have foal of current year classes. **Exception:** National Area

- Shows. Show management has the option to omit the weanling class during this time period.
- S. It is strongly recommended that Show Management negotiate a written contract with Judges and Stewards as well as requesting verification from them of current qualifications and licensing. (Unqualified/unlicensed Officials at time of application will be ineligible and show will not be sanctioned.)
- T. **Show Officials** – Individuals responsible for the planning and smooth operation of a Show on its official dates to include, but not limited to:
1. **Show Manager** – Individual responsible for securing necessary personnel (Contracted Official, Employees, and Volunteers) to perform show related duties and having final say in necessary management decisions.
 2. **Show Secretary** – Individual responsible for recording and verifying entries, supplying appropriate judge's cards as well as the submission of final results to the ASPC/AMHR/ASPR Office.
 3. **Show Steward** – ASPC/AMHR/ASPR licensed individual responsible for timing all timed events, recording all official measurements and ensuring that a Show is run in accordance with ASPC/AMHR/ASPR Rules and Regulations. (The Show Steward may not also act as Ringmaster/Gatekeeper, etc.)
 4. **Judge(s)** – ASPC/AMHR/ASPR licensed individual(s) secured to officiate classes at a Show.
 5. **Show Staff/Employees** – Individuals responsible for directing exhibitors to follow procedures as requested by the Judge and Show Management: Gate/Ring Attendants, Ring Clerk, and Show Announcer.

1.2 Class Specifications by Division

- A. Class Numbers: The numbers before the classes indicate the computer file numbers and must be included in the class name for points and record keeping purposes.
- B. Show Ratings:

Modern Division

Modern Shows are rated according to class specifications. The ratings are given before the class number and names to make arranging a show easier. These ratings include AAA, AA, A, OA (Optional A), B and C Rated shows.

A. Modern

- 1) “AAA” Rated Shows must have (33-Halter) & (12-Performance) for a total of 45 required classes.
- 2) “AA” Rated Shows must have the (30-Halter) & (10-Performance) for a total 40 required classes.
- 3) “A” Rated Shows must have the (19-Halter) & (8-Performance) for a total of 27 required classes
- 4) “OA” (Optional A) Rated Shows must have (17-Halter) plus \$250 Prize Money.
- 5) “B” Rated Shows must have (15-Halter) & (6-Performance) for a total of 21 required classes.
- 6) “C” Rated Shows must have any 4 approved classes (Halter or Performance).

*Championship classes for each sex is required for each rating

American Show Pony

American Show Pony Shows are rated according to class specifications. The ratings are given before the class number and names to make arranging a show easier. These ratings include A, B, and C Rated shows.

A. ASPR Division

- 1) “A” Rated Shows must have (12-Halter) plus (16-Performance) for a total of 28 required classes.
 - 2) “B” Rated Shows must have (4-Halter) plus (12-Performance) for a total of 16 required classes.
 - 3) “C” Rated Shows must have (4-Halter) plus (8-Performance) for a total of 12 required classes.
- *Championship classes for each sex are required for each rating

B. Non-Approved Classes – Classes that will not be recognized by the ASPC should be noted. Non-rated classes that are not conducted under the American Show Pony rules are required to list class specifications in the Show Premium List.

- C. Cross Entering – Registered Shetlands may cross enter in the ASPR classes at the same show provided they are registered in the ASPR Registry.

Classic Shetlands

A. Classic Halter

- 1) “A” Rated Shows must have (34-Halter) plus (6-Performance) for a total of 40 required classes.
- 2) “B” Rated Shows must have (25-Halter) plus (4-Performance) for a total of 29 required classes.
- 3) “C” Rated Shows must have (13-Halter) plus (2-Performance) for a total of 15 required classes.
- 4) For All Ratings, Foal of Current Year Classes-Optional before June 1st.
*Championship classes for each sex are required for each rating

B. Cross Entering – ASPC cannot cross enter into AMHR at the same show. At Area National Shows double registered ASPC/AMHR Shetlands may enter ASPC Futurity Class (non-point) if showing at the Area Show as an AMHR horse (rated classes).

Foundation Shetlands

A. Foundation Classes are required at National Area Shows and ASPC/ASPR Congress, but are Optional at all other ASPC sanctioned shows.

Shows applying for an ASPC sanctioned Classic Shetland show that offer halter classes must offer the respective performance classes.

Example: A rated halter classes require minimum A rated performance classes. B rated halter classes require minimum B rated performance classes. C rated halter classes require minimum C rated performance classes.

Miniature Horses

- A. All sanctioned AMHR shows are A rated. Must have (36-Under Halter) (28-Over Halter) (10-Under Performance) (10-Over Performance) for a total of 46 Under and 38 Over required classes.
*Championship classes for each sex are required for rating.
- B. Any of the other Classes may be added as optional classes.
- C. Cross Entering – AMHR cannot cross enter ASPC at the same show. At Area National Shows double registered ASPC/AMHR Shetlands may enter ASPC Futurity Class (non-point) if showing at the Area Show as an AMHR horse (rated classes).

1.3 Sanctioned Canadian & International ASPC/AMHR/ASPR Shows

Carded Canadian Equestrian Federation (CEF) Judges and Stewards and International Guest Judges and Stewards (Qualified Guest Officials to be accredited by the host countries FEI member organization) i.e., Deutsche Reiterliche Vereinigung in Germany, Federation Suisse Des Sport Equestres in Switzerland, etc.; may receive a guest card to judge or steward any sanctioned ASPC/AMHR/ ASPR show held in Canada or International Countries. To apply for an ASPC/AMHR/ASPR guest card, this guest Judge or Steward must pay a \$25.00 application fee and complete an ASPC/AMHR/ASPR Judge's or Steward's test. A guest card will entitle the applicant to judge or steward one (1) sanctioned ASPC/AMHR/ ASPR show.

All sanctioned Canadian & International Shows will count as qualifying shows for the AMHR National Show.

1.4 Specialty Shows

- A. Honor Show – ASPC Shows offering cash premiums according to the published schedule **MUST** submit an official Letter or Request for Honor Show Status and Rating, including prize money totals and distributions. Monies offered must be paid as indicated.
- B. All Performance Shows. These shows are required to offer as a minimum the respective classes required for the requested rating. All Star and Hall of Fame Points apply to performance classes only.
 1. ASPC Performance Only Show – **“AAA” rating** requires any (6-Modern) (6-Modern Pleasure) (6-Classic) (6-Foundation) for a total of 24 required classes.
 2. ASPC Performance Only Show – **“A” rating** requires (3-Modern) (3-Modern Pleasure) (3-Classic) (3-Foundation) for a total of 12 required classes.
 3. AMHR Performance Only Show requires (6-Under) plus (6-Over) for a total of 12 required classes.
 4. ASPR Performance Only Show
 - a) “A” Rated requires 8 approved classes.
 - b) “B” Rated requires 6 approved classes.
 - c) “C” Rated requires 4 approved classes.

C. Fair Show

1. Applications for a triple point fair show are to be submitted to the ASPC/AMHR/ASPR Office.
 - a) Applications must be submitted on or before June 1st of the current calendar year.
 - b) The National Area Show Committee shall award the Fair Show for each state.
2. This will be awarded to one State or local fair per year with the State Fair given priority.
3. Any State or local fair that includes all ASPC/AMHR/ASPR division classes as required by the Fair Class List, along with having a licensed ASPC/AMHR/ASPR licensed judge/steward for said show, will be awarded one set of triple All Star points and one set of Triple Hall of Fame points, but awarded only one Grand Championship.

1.5 Retirement of Show Horses

When a small equine is publicly retired at an official sanctioned ASPC/AMHR/ASPR event, the horse/pony is retired from competition forever, even with a new owner. This does not include Get of Sire or Produce of Dam competition.

1.6 Cancellation of a Horse Show

- A. Cancellation – The ASPC/AMHR/ASPR Show Manager may cancel a sanctioned show by providing the ASPC/AMHR/ASPR with written notice of cancellation. If notice is received at least 60 days prior to the first day of the show, 75% of the fees shall be refunded. If less than a 60-day notice is given, no refund will be allowed, and all fees paid for the canceled show shall be forfeited.
- B. An Interruption/Cancellation – In the event of a storm or other emergency rendering the condition of the show grounds unsafe for the holding of a horse show, the judgment to cancel shall be made by Show Management. If canceled, show management must notify the exhibitors by every means available; i.e. radio, television, phone, in person, and the like. The show should not be canceled unless it is impossible for horses or ponies to perform safely.
- C. In case of a Natural Disaster that impacts ASPC/AMHR members, the impacted member or group will file a petition with the Director of Operations. The Board of Directors will determine appropriate action to be taken.

1.7 Show Management Responsibilities

- A. Show management must have a current ASPC/AMHR/ASPR Rulebook available at the show, at all times. All approved rules are to be observed by everyone connected in any way with exhibiting, setting up and managing of approved shows, stewarding, or judging of ASPC/AMHR/ASPR registered animals.
- B. Any Show Manager who violates or knowingly permits violations of the Rules of the Corporation at any event sanctioned by the Corporation is subject to disciplinary action. No Show Manager may act in any official capacity such as Judge or Steward at any event sanctioned by the Corporation at which they are acting in the capacity of Show Manager. Show managers are not agents of the Corporation, and unless specifically granted authority, they shall have no authority to bind the Corporation.
- C. It shall be the responsibility of the Show Manager to address issues of misconduct or disorderly behavior on the part of exhibitors, including the use of alcoholic beverages or illegal substances.
- D. Cruelty or inhumane treatment of an animal, in the show ring, stable area or show grounds will not be tolerated by the Corporation, and the offender may be barred from the show grounds for the duration of the show.
 1. It is the duty of the Show Steward to investigate alleged acts of cruelty or inhumane treatment. When practical, a veterinarian will inspect the animal(s) in question and submit a written report to the Steward.
 2. In the event a veterinarian is not available, the Steward and the Show Manager will inspect the animal and submit a written report to the Corporation.
 3. Only those instances of alleged abuse that are reported to the Corporation by a Steward in writing within five days of the completion of the Show will be referred to the Hearing Committee for consideration.
- E. It is recommended that Show Managers and other show employees refrain from showing horses/ponies in shows in which they are officiating or employed. However, circumstances sometimes require that an exhibitor act in one or more of these capacities. Show management's

horses/ponies may be shown at a show in which they are officiating if the horse/pony is shown by someone else. Nothing contained in these Rules shall be deemed to prohibit or discourage any member of the Board of Directors of the American Shetland Pony Club or any employee of the American Shetland Pony Club from participating as an exhibitor at the ASPC/ASPR Congress simply because the Club serves as Show Manager of that show.

- F. Dress Code – All show officials should dress in correct attire. Judges, Stewards and management are representing ASPC/AMHR/ASPR and should dress as such. Shorts, T-shirts, logos, monograms, etc. are not considered correct attire.
 - 1. It is the tradition of the show ring that handlers, drivers, and attendants be appropriately attired for their classes.
 - 2. Dress for the youth and adult exhibitor should be appropriate for purpose. The Rider/Driver/Exhibitor to be dressed safe, neat, and clean. Closed toe/ heel foot attire is required (boots or athletic shoes). T-shirts, shorts, and skirts above the knee, strapless tops are not correct attire. Flimsy shoes or canvas/ cloth shoes should be avoided.
 - 3. No stable, farm, individual name, animal name or business promotional apparel may be displayed on exhibitors. Exception: Draft Harness driving classes.
- G. Both the Show Manager and/or the show secretary should be in the show office a minimum of one hour before the show starting time and one hour after completion of the last class of the show session in the show schedule to receive and adjudicate any protest filed.
- H. Show management is required to furnish all show officials with identification so they can be easily identified.
- I. Show personnel should be knowledgeable of ASPC/AMHR/ASPR Rules and be efficient in their application.
- J. The ASPC/AMHR/ASPR requires that a judge evaluation form must be included in every exhibitor's packet.
- K. Provide Judges' Cards, completed before show start time – numbered, titled & labeled by class for each Judge. Judge is to have a card for every class in the Show list/ Premium even if no entries are recorded for that class.

L. **Master List** – Required for every show.

1. The following must be included on the Master List for each entry:

(If you are using a program/form other than the one provided by the ASPC/AMHR/ASPR, please be sure that the format of your columns for data entry match the ASPC/AMHR/ASPR Form). Effective January 1, 2023 All Show Managers **MUST** use the ASPC/AMHR Show Program.

- a. **Back Number** (in NUMERICAL ORDER) Provide one back number per pony/horse. The correct back number must be on the exhibitor or the entry will be disqualified.
 - 1) **Back Numbers for Team Entries.** Teams are to have ONE back number with all horses listed under that back number along with regular information as listed below (registration number, full name, etc.) Horses showing individually or in different teams must have a separate back number for their individual class and for each team. Each different team must have a back number (i.e. 2-Horse Draft; 4-Horse Draft, etc.).
- b. **ASPC/AMHR/ASPR Registration Number** from valid registration certificate.
- c. **Complete Registered Name** – Names are not to be abbreviated and must match name on registration paper.
 - 1) Other Multiple Entry classes (i.e. Mare & Foal, etc.) must record ALL animals in the entry.
- d. **Height of Record** – Verified by submission of current Measurement Card – Annual Card with valid 60-day measurement OR Permanent Card with current valid measurement.
 - 1) Measurements **MUST BE** recorded by the Official Show Steward(s) at Sanctioned Shows.
- e. **Owner(s) of Record & State** – As recorded on Registration Papers Farm names are NOT accepted. List ALL owners of entry in multiple entry classes.
- f. **Horse's Gender** – Mare, Stallion, Gelding
- g. **Horse's Year of Birth**

- M. Show management shall designate a suitable, convenient area in which the Judge may rest between classes, so located as to be free from disturbance by exhibitors and/or spectators.
- N. Show management is responsible for keeping the area along the inside of the show ring rail clear and free of items such as a secretary/announcer table, ribbon table, award table, storage of obstacles or jump equipment, etc.
- O. Please provide the following for your ASPC/AMHR/ASPR Licensed Show Steward:
 - 1. Management shall announce the time and a suitable place for measurements. Upon inspection, the Steward has the discretion to change the measuring location or measuring surface to meet ASPC/AMHR/ASPR regulations.
 - 2. Show management is responsible for furnishing the Steward with a witness (preferably a member of the Horse Show Committee or the organization sponsoring the show) for the measuring of all ponies/ horses requiring measurements. Management will provide a table and chairs at the measuring area.
 - 3. Show management is responsible for furnishing a level hard surface for the Steward to measure all animals requiring measurement. If the aforementioned is not available, it is the responsibility of the show management to furnish a 4' x 8' sheet of ½" or thicker plywood, placed directly on level ground, as an alternative measuring surface. In no way should the plywood be placed on a frame or raised off the ground.
 - 4. When the steward arrives, please provide him/her with a copy of your completed Entry Master List.
 - a) The Steward should compare your sheet to theirs from time to time for updates for last minute entries. Make sure all temporary and permanent measurement cards are signed and include the steward's member number.

5. Your Show Steward is ineligible to serve in the following capacities:
 - a) Exhibitor Gate person
 - b) Secretary Ribbon presenter
 - c) Ring person Announcer
 6. Your Steward's sole duty at your show is to act in the capacity of Show Steward only.
- P. Any exhibitor or trainer is prohibited from speaking to the Judge regarding the placement of animals. If such a conversation is deemed necessary by an exhibitor or trainer, he may make arrangement with the Steward who will designate the time and place of the meeting. The Steward must be present at this meeting.
- Q. Emergency numbers and facility address for veterinarian, blacksmith and emergency medical staff must be posted outside the show office for exhibitors. Contact should be made in advance to arrange for them to be on call.
- R. All performance patterns and course designs must be posted outside the show office not less than (2) hours prior to the class.

1.8 Show Registration Requirements

- A. Management is to use its own discretion when accepting Entries. The ASPC/AMHR/ASPR National Office will not verify any registration information until Show Results are received for processing.
- B. It is the duty of show management to make sure that all ponies/horses showing have been measured, or hold a current measurement card, and can show proof of registration with ASPC/AMHR/ASPR before they release the animal's back number. No pony/horse is allowed to show without a back number.
- C. Gelding status must be on the ASPC/AMHR/ASPR registration paper for the animal to be shown in a gelding class.
 - 1) Registration papers must state Gelding if horse has been gelded or horse may not show in any stallion or gelding class.
- D. All animals are required to have registration papers on site, or the animal will not be allowed to show.

- E. An animal measured out as a Shetland but desiring to compete in ASPR as a result of that measurement may apply for registration at a sanctioned show with an ASPC/AMHR/ASPR licensed Steward and is eligible to compete once application is completed and fee paid to said official.
- F. The Foundation entry will be required to provide show management with proof of pedigree verification from ASPC (Registration certificate must be imprinted with Foundation Shetland seal).
- G. On any entry to be shown in any class, the exhibitor must use the complete name and registration number of the animal as it is shown on the horse's registration certificate. No substitutions or changes are acceptable. Horses shown under a false identity will be automatically and immediately disqualified by the Show Steward under direction of the Show Manager (the protest fee is waived). At all shows, entry blanks must be completely filled out and must not be accepted by the show secretary until all information has been listed and the entry blank signed by the exhibitor or agent.
- H. For show purposes all foals of the current year that will be shown at a sanctioned show, scheduled to be held prior to July 1st of the current year, and do not possess registration papers or photo copies of same, must present the following criteria to show management before they will be allowed to show:
 - 1) A copy of the Application for Registration
 - 2) A copy of the official work order.
 - 3) A copy of the check/or form of payment method.
- I. On or after July 1st of the current year, all foals of current year who are to be shown at a sanctioned show, must present show management with the Original registration or photo copy of same in order to show.
- J. Ensure correct Owner of Record, as it appears on Registration papers is recorded.
 - 1. Make sure Entry is entered in correct Age, Gender and Height Class.
 - 2. Foundation Shetland classes require Registration Papers to be Foundation Certified.

3. Check that the correct Amateur/Youth Exhibitor is listed as handler.
 - a. Amateur/Youth Exhibitors must provide proof of current year Membership and Amateur Card.
 - b. Amateur Membership and/or Amateur Card and Youth Membership maybe applied for at the show from the Show Steward.
 - 1) Appropriate Amateur application and fees are paid to the Steward.
 - 2) There is no fee for Youth Membership.
 - c. Youth may show without a Youth Membership. However, points and placings will not be entered by the ASPC/AMHR/ASPR and youth are not eligible for any ASPC/AMHR/ASPR Youth Awards.

Note: Amateur Cards and Youth Membership may not be applied for at the ASPC/ASPR Congress or AMHR National Show.

- K. Get of Sire and Produce of Dam entry made in the name of the respective Sire or Dam. These animals do not need to be present or measured at the show.
- L. Names of ponies being exhibited will not be made known to the judge prior to the class. Exhibitors will be issued a number for each pony to be displayed on the back of the handler or on the vehicle in a clearly visible position whenever the pony is in the ring. This number will stand for the entire show.

1.9 Completion of Show

- A. Any show giving a worthless check to a Judge, Steward, show official, show premiums, etc., will be denied all privileges of the ASPC/AMHR/ASPR and the show management will be liable to action by the ASPC/AMHR/ASPR Board of Directors.
- B. All Show Managers will be required to complete an evaluation form on each Judge and Steward that are hired for any sanctioned ASPC/AMHR/ASPR show and a copy of the evaluation form is to be sent to the ASPC/AMHR/ASPR Show Office within (10) ten days of completion said show, a fine will be imposed for being late. Evaluation Forms will be put in all Show Manger's packets.
- C. Show results must be complete and returned to the ASPC/ AMHR/ASPR Office post-marked within 30 days

of the first day of the show. Show management may submit computer printed show results and class sheets to the National Office if these forms are approved prior to the show and if in the same format as the presently used class sheets.

Class Results Sheet

1. Name and Date of Show.
 2. ASPC/AMHR/ASPR Computer class code numbers and title of class. If ASPC/AMHR/ASPR class code is not included on result sheet, results may be returned to Show Manager.
 3. A separate column for each judge's placing is required.
 4. Back Number Assigned.
 5. Registered Name and Registration Number. (ALL HORSES in the class must be listed on the class result sheet even if they did not place. This includes Championship and Grand classes).
 6. Exhibitor Name. If a Youth, Amateur or other class pointed to the exhibitor, their Membership Number is required on the Results Sheet.
 7. Only one Class per Results Sheet. Class Result Sheets must be submitted for every class even if the class did not have entries.
 8. Each class sheet must be signed or a Class Verification form, signed by the Show Manager, must be submitted with the class sheets.
- D. Failure to submit complete Master List, Show Results and Original Judges' Cards post-marked within 30 days from the first day of the show will result in the withdrawal of approval for the show for the following year and/or a \$5.00 (five dollar) per day late fee
- E. **SHOW MANAGERS MAY NOT** make changes to a Judges card for any reason (exhibitor wore wrong back number, etc.). **ONLY A JUDGE** may make a change and must initial that change before the show has been completed.
- F. Please do not staple judges' cards to the result sheets. They may be stapled to the back of the result sheet if Show Manager wishes.

- G. Be sure ALL horses entered in the show are reflected on the Master List. If a horse scratches all classes and/or does not exhibit in a sanctioned class at the show, a notation of scratched horses must be made on the Master List.
- H. It is Show Management's responsibility to make sure that the Master List and show results submitted are accurate and complete for horses that exhibited at the show.
- I. An ASPC/AMHR/ASPR Show Manager may be revoked by the Board of Directors if such show fails to abide by the Bylaws and rules of the ASPC/AMHR/ ASPR for holding and conducting horse shows or without reasonable cause, fails to hold its show(s) on the date(s) assigned to it.
- J. Complete and accurate show results in the office within 30 days of the completion of the show.
 - 1) If show results are not received within 30 days of the completion of the show, the show manager will be fined \$5.00 per day until the show results are received.
 - 2) If there are errors in the show results, the following procedure will apply:
 - 3) Office staff will notify the show manager of the error by e-mail (with a cc to the sponsoring club/organization) The e-mail will request the show manager to contact the office to resolve the issue within 15 days. Office staff will note the date of notification, fines will accrue from date of notification.
 - 4) If the show manager does not respond within 15 days, office staff will send a certified letter to the show manager and the contact person for the sponsoring club/organization notifying them of the error and informing them that unless the error is resolved within the 15 days, it will be published in the next edition of *The Journal*. Fines will continue to accrue.
 - 5) If the show manager does not respond within the 15 days, the show manager, competition name and (classes will be listed in the next edition of *The Journal*.)

- 6) Any results not received or errors not corrected by the end of the competition year (December 31), will result in the show manager's license being suspended until the office has complete and error-free results. Suspended show managers will be listed in *The Journal*, and are ineligible to act as a show manager until results are received and correct, and their suspension is lifted.

Mandatory that all licensed Show Managers maintain and updated certification with Safe Sport.

SECTION XVIII

National Area Shows ASPC/ASPC Congress AMHR Nationals

2021 Rulebook

of the

American Shetland Pony Club, Inc.

American Miniature Horse Registry

American Show Pony Registry

National Sport Performance Pony Registry

American Shetland Pony International Registry



Updated February 2022

SECTION XVIII

NATIONAL AREA SHOWS ASPC/ASPR CONGRESS| AMHR NATIONALS

1.1 National Area Shows

- A. Purpose: The purpose of holding a National Area Show is to give exhibitors unable to attend a National Show a chance to exhibit their Shetlands, Miniatures or Show Ponies on a more competitive level. There shall be eight National Area Shows, one in each Area comprising the ASPC/AMHR/ASPR.
- B. Location: The location of each area show is to be awarded by the National Area Show Committee. All proposals for hosting the National Area Shows must be in writing and submitted to the ASPC/AMHR/ASPR Office by September 1st of the year preceding the show (i.e., the proposal for 2020 shows must be submitted by September 1st of 2019). Sites and dates will be announced at the National Convention.
1. If a proposal is made and for any reason cannot be fulfilled on the date or location proposed, the National Area Show Committee will re-evaluate the proposals from that area and select a second site according to the availability of clubs to host the show.
- C. Date: All National Area Shows must be held prior to August 15th, regardless of when ASPC/ASPR Congress is held. If a National Area Show date happens to be scheduled on or overlap a pre-existing show date within the Area, the pre-existing show* can be held. It, however, cannot have more than two (2) Judges for any of the following: Modern, Modern Pleasure Pony, Foundation, American Show Pony, Classic Shetland Pony, or Miniature Under and Over Divisions.
- *A pre-existing show is one that is held annually under the same name: i.e., “the John Smith Invitational Breed Show”, and during the same time period, i.e., “the 2nd week or weekend in July”.

D. Rules:

1. Each National Area Show shall follow the rules described in the ASPC/AMHR/ASPR Rulebook. All clubs will use the following format to be eligible to host the area show.
2. No pre-show or post show can be held immediately preceding, immediately following, or in conjunction with a National Area Show.

E. Classes:

1. Class list for the National Area Shows will be created by the National Area Show Committee.
2. All area shows will use the same class list.
3. National Area Shows must be A rated in Halter and Performance for Under and Over Miniature Divisions, Moderns, Pleasure Ponies, Foundation Ponies, Classic Shetland Ponies and American Show Ponies. It is required that over and under class divisions be provided for Modern and Classic Shetlands in halter classes, all Open Performance classes and their respective stake classes. Foundation stallion, mare and gelding classes in all age divisions are required.
4. Optional classes may be added in accordance with rules issued each year along with the required class list.

F. Judges: Must be ASPC/AMHR/ASPR carded. National Area Shows may use one (1) Judge for the Miniatures and one (1) Judge for the Shetlands, but may choose to use only one (1) Judge for the entire show if the show is not so large as to put undue stress on one (1) Judge. A National Area Show will count as three (3) Judges toward qualifying for the AMHR National Show. Apprentice judges are not allowed at National Area Shows.

G. It is the hope of the National Area Show Committee that an area show will move around within the geographical confines of an area to make it more accessible to all members within the area. A bid for an Area Show can be from a recognized club, organization, a group of people or one person that is a current member of the ASPC/AMHR/ASPR registry and has hosted an ASPC/AMHR/ASPR show in the previous year.

1. Show management may consist of a recognized club consisting of ASPC/AMHR/ASPR members, officers of the club, nonprofit by-laws and a mission statement shall be on file with the National Office, or an organization, a group of people, or one person.
 2. Upon the awarding of a National Area Show, it shall become the responsibility of the recognized club, organization, group of people, or one person to be physically and financially responsible to present the Area Show granted to them.
 3. Only recognized ASPC/AMHR/ASPR clubs will be awarded complimentary ribbons from the National Office. All others will be financially responsible for ribbons.
 4. The ASPC/AMHR/ASPR is not responsible for any other financial assistance to the awarded Area Show.
 5. Bids for Area Shows must be submitted yearly.
 6. Bid priority for site locations will be given to ASPC/AMHR/ASPR recognized clubs in good standing, over an organization, group of people or one person.
- H. Show All-Star & Hall of Fame Ratings: Triple All-Star points shall be awarded at National Area Shows. Triple Hall of Fame points, but only one Grand Championship will be awarded at National Area Shows.
- I. Proposals: In order for a proposal to be made, a packet must be requested from the National Office and all requirements of the packet met. The National Area Show Committee will review all returned packets and make the selection for the location of each National Area Show. The returned proposal will include the following:
1. Date: The National Area Show must be held prior to August 15th.
 2. Show Facility name, location accessibility (a letter from the facility stating that it is available for said date will be required as an attachment to the proposal).
 3. The names of the Show Manager and show secretary.
 4. Show facilities: it is preferred that area shows be held under a covered facility, with lights if necessary, and with adequate number and size of stalls.

5. Arena size
 6. Warm-up ring and size
 7. Measurement area (surface)
 8. Type and number of stalls available (indoor/ outdoor) and convenience to the warm-up ring, show arena and parking area.
 9. Number of wash racks available (indoor/outdoor).
 10. Parking availability to show arena and stabling.
 11. Lighting available for evening classes.
 12. Public address system available to all areas and can be heard.
 13. Restrooms/shower facilities (hot/cold water).
 14. Restaurants, food concessions (hours of operation).
 15. RV/Camper hook-ups; water, electric, sewage.
 16. Veterinarian, Blacksmith, Doctor/EMT, Ambulance availability.
 17. Motels available within 10 miles of the grounds.
 18. Liability Insurance (coverage of at least \$1,000,000 during rental period).
 19. Any other special amenities that your management/ facility can offer.
- J. Horses and ponies may show in any National Area Show. The National Area show is not limited to horses/ ponies from that area.
- K. A new proposal must be submitted each year outlining show plans even when show location/host may be known due to rotation schedule. Show hosts failing to do so may lose their rotation and show could be bumped to the next host.

1.2 ASPC/ASPR Shetland Congress

- A. To be held annually, with dates to be announced in the official publication.
- B. The ASPC/ASPR Congress site shall be determined by majority vote by the National Board of Directors of the American Shetland Pony Club.
- C. Three Judges shall judge the Classic/Foundation Division. One Judge shall judge the Modern, Modern Pleasure Division, and ASPR.

1. The ASPC/ASPR Congress Judges shall not judge a sanctioned show that is within 250 miles of the ASPC/ASPR Congress site for 45 days prior to the date of said Congress.
2. ASPC/ASPR Congress Judge(s) shall not judge ASPC/ASPR Congress more than once in a three (3) year period.
3. Selection of the ASPC/ASPR Congress Judges:
 - a) The Judges selected must be Senior Carded Judges.
 - b) The ASPC/ASPR Congress Classic Judges shall be approved by the National Board of Directors from a list of Judges provided by the designated Classic Committee.
 - c) The ASPC/ASPR Congress Modern Judge shall be approved by the National Board of Directors from a list of Judges provided by the designated Modern Committee.
 - d) Judge pool for ASPR and Modern ponies may be expanded by recognizing guest judges at the ASPC/ASPR Congress and the Ohio World Show.
 - e) A futurity judge will be selected by the members in the ASPC futurity by a selection ballot. The futurity judge will do all futurity classes and incentive classes.
8. Classic/Modern/ASPR Judge Selection Committees
 - a) The Classic, Modern, and ASPR Committees which are made up of members in good standing, one (1) from each area will make up the Judges Selection Committees for the ASPC/ASPR Congress. These committees are appointed by the appropriate Committee Chairperson. These Committees will compile a list of names of qualified judges from:
 - b) Names submitted by area members.
 - c) Judges who submit their own application. Judges who meet all requirements may and are encouraged to apply for ASPC/ASPR Congress Judging positions.
 - e) Names submitted will be sent to the Judges Committee Chair by the office.

9. The Stewards Committee selects the Stewards for the ASPC/ASPR Congress. Steward(s) must be a licensed large “R” steward and will be required to use their own certified measuring stick.
- D. Classes offered shall be a minimum of an “A” Rated show.
1. Halter classes shall be divided by height and offer Over & Under Divisions.
 2. Performance classes shall be divided by height, offering Over and Under divisions and their respective Stake classes.
 3. Foundation Classic stallion, mare and gelding graduated classes are required.
- E. Winning entries shall be awarded five times the All-Star points of an “A” Rated Show.
- F. Winning entries shall be awarded three times the Hall of Fame points of an “A” Rated show.
- G. All Modern, American Show Ponies, Classic and Foundation Shetlands, including foals of current year who DO NOT possess a Validated, Permanent Card of the current year will be measured at Congress by the official ASPC/AMHR/ASPR measuring device. Classic foals of current year shall not exceed 40”. This will be a onetime measurement good for the ASPC/ASPR Congress Show only.
1. No measurement cards will be issued from this measurement.
 2. All measurements may be video recorded.
 3. No pony may receive a back number until the pony has been measured unless possessing a Validated, Permanent Card of the current year. Once a back number is issued—you may not re-measure unless there is a protest.
 4. If a pony is measured into a different height division than it is entered, the pony is to be shown in the new height division without cost or penalty to the exhibitor.
 5. At the time of measurement, the exhibitor is required to present to the Steward the original registration paper of the animal or a photo static copy of the same and the horse (free of blanket, hood, neck wrap, and tail set) for a full measurement. (Exception: American Show Pony heels are not measured).

6. Each measuring sticks' serial number will be written on the measurement card and master measurement book and initialed by the Steward and the witness that is taking the official measurement.
 7. Once Show Officials have followed the rules for measuring the pony and the pony has been measured, or verified the height from the permanent height card submitted, the measurement becomes the official height for that show and cannot be protested once that pony enters the ring. The height of the pony will be posted by 6:00 pm evening before pony enters ring. If any pony is shown where measurement is not posted unless through show management error in accordance with above, its height can be protested up to one hour after the class is completed.
- H. In order to exhibit at the ASPC/ASPR Congress, all exhibitors must be a current member of the ASPC/ AMHR/ ASPR by the closing date of entries.
1. All foal registration paperwork must be into the National Office and postmarked thirty (30) days prior to the start of Congress.

1.3 American Miniature Horse Registry National Show

- A. Location: The AMHR National Show location shall be selected by the ASPC/AMHR/ASPR Board of Directors from the recommendations from the AMHR Committee meeting at the National Convention. Persons, facilities, fairs, etc., may present to the AMHR Committee proposals for hosting the AMHR National Show. It shall be the responsibility of the AMHR Committee meeting to review these proposals and present to the ASPC/AMHR/ ASPR Board of Directors their recommendation.
1. Date: The date of the AMHR National Show shall follow the same procedure as that of the location process.
 2. Rules: The rules governing the AMHR National Show shall be the same as in the AMHR Rulebook, unless otherwise stated.
- B. National Show Committee:
1. The AMHR National Show shall be under the advisement of a National Show Committee.
 2. The Committee will consist of:

- a) President of ASPC/AMHR/ASPR.
- b) Director of Operations of the ASPC/AMHR/ASPR.
- c) Chairman of AMHR Committee and four other committee members to be appointed by the President of the ASPC/AMHR/ASPR.
- d) The National Show Advisory Committee purpose shall be to advise the show management but not to act in any management capacity.

C. Horse and Exhibitor Qualifications for Nationals

1. All horses must be registered by the opening date of the AMHR Nationals. Registrations to be verified by show management.
 - a) All foal registration paperwork must be into the National Office and postmarked thirty (30) days prior to the start of AMHR Nationals.
2. In order to show at the National Show all horses must have:
 - a) Been shown at sanctioned AMHR Shows under a total of four (4) Judges at two or more locations.
 - 1) Shows held at the same location must have five days between each show in order for each show at the location to be a qualifying show for the AMHR National Show.
 - a. Exception: Two clubs hosting different shows and using 2 different sets of judges at the same location on consecutive days.
 - b) The National Area Show counts as three approved Judges.
 - 1) Each set of points awarded at the show count as a Judge. (Example: The National Area Show has three sets of points so shall count as a three Judge show; likewise the National Show has five sets of points so shall count as five Judges).
 - c) The show qualification shall be from the date of the preceding AMHR National Show to the date of the AMHR National Show entered.
 - d) Verification for shows within 21 days of the AMHR National Show is the responsibility of the owner/agent.

- e) The preceding AMHR National Show shall not count as a qualifying show.
 - 1) Foals of the current year are not required to qualify for the AMHR National Show.
 - 2) Mares exhibiting in the AMHR Mare and Current Year Foal class do not have to qualify for AMHR Nationals. However, mare may not show in any other class at AMHR Nationals unless qualified.
3. A horse does not have to qualify in a class or classes to enter a class or classes at the AMHR National Show. (Example: A horse may show in the model class under four Judges and then enter the color class at the AMHR National Show).
4. The closing entry date for the AMHR National Show shall be determined by the Show Management. Entries can be made up to 7 days (postmarked) after the closing date of the AMHR Nationals with a One Hundred Dollars (\$100.00) late fee assessment charged per horse/per day. Any entries postmarked on the 8th day past the closing date of the AMHR National Show will not be accepted. No post entries will be accepted at the AMHR National Show. Classes may be added, but no new horse may be entered following the 7th day after the closing date. No horse substitutions.
5. Youth qualifying for AMHR National Show:
 - a) To qualify for the AMHR National Show, the Youth and Miniature horses entered must have shown together under two (2) judges prior to the AMHR National Show.
 - b) Additional classes can be added (post entered) by a Youth and their Youth qualified horse.
 - c) Any Youth showing in a Youth or Open class must have a signed AMHR Nationals Qualification Form from the show manager confirming that they have shown the miniature in a Youth or Open class. Form is available from the National Office and is also available to download on the ASPC/AMHR/ASPR website at www.shetlandminiature.com.

- d) In addition, the horse must also qualify as normal for AMHR Nationals.
 - e) Youth do not have to qualify a current year foal or junior stallion in order to show those animals at the AMHR Nationals.
6. In order to exhibit at the AMHR Nationals, all exhibitors must be a current member of the ASPC/AMHR/ASPR by the closing date of entries.
- D. Judges:
1. The AMHR National Show Judges must have held an AMHR judging card for a period of three (3) years prior to the AMHR National Show. A guest card will not be given to a Judge to judge the AMHR National Show.
 2. The AMHR National Show will be judged on the MOS system. This system must be in written detail available to all members upon request.
 3. No Judge may judge the same division of the AMHR National Show for a 3-year period.
 4. Selection of Judges:
 - a) No more than one (1) Judge per area per judging division. Two
 - (2) may be obtained from same area only if no other areas have eligible judges to select from.
 - b) The Judges selected must be Senior Carded Judges.
 - c) The Judges selected must have judged at least three (3) AMHR shows in the previous two (2) years.
 - d) The AMHR National Show shall have three judges for the Open Halter Class division, three different judges for Open Performance Class division, and three different judges for the Amateur/Youth Class division. For a minimum of nine judges. Additional judges may be hired when necessary to accommodate the show schedule and additional judging duties may be assigned to judges as needed.
 5. Miniature Selection Committee
 - a) A committee of eight (8) AMHR members in good standing, one (1) from each area will make up the Miniature Judge Selection Committee.

This committee is appointed by the Miniature Committee Chairperson. The AMHR National Show Committee will compile a list of names of qualified judges from:

- 1) Names submitted from area members.
 - 2) Judges who submit their own application.
Judges who meet all requirements may and are encouraged to apply for the AMHR National Judging positions.
 6. Names will be submitted to the AMHR Selection Committee and names will be announced at the National Convention.
 7. The Stewards Committee selects the Stewards for the AMHR National Show. Steward(s) must be a licensed large “R” steward and will be required to use their own certified measuring stick..
- E. Show Management:
1. The show management shall be selected and/or hired by the ASPC/AMHR/ASPR National Directors upon recommendation by the AMHR Committee.
 2. The show management shall enter into a written contract with the ASPC/AMHR/ASPR describing the duties to be performed by the show management.
- F. Show Classification:
1. The AMHR National Show shall contain all the classes required of an A classified show for the Under and Over Division miniature horse in both halter and performance.
 2. The AMHR National Show will choose from the optional list of classes a sufficient number to show the versatility of the miniature horse.
 3. The AMHR National Show will award five times the All-Star points to the winning entries.
 4. The AMHR National Show will award three times the Hall of Fame points for winning entries.
 5. The AMHR National Show will also host the AMHR National Futurity and shall provide the futurity classes that are required.
- G. Class Splits:
1. Because of the large number of entries in certain classes at the AMHR National Show, it may be necessary to split classes into sections.

2. For safety reasons any driving class including versatility must be split at 25 if entries warrant
- H. Height Measurement:
1. All miniature horses including foals of current year who do not possess a validated permanent card of the current year must be measured at the AMHR National Show. This will be a one-time measurement good for the AMHR National Show only. No measurement cards will be issued from the measurement.
 2. All measurements may be video recorded.
 3. The measurement time or times will be published with the AMHR National Show entry form.
 4. No horse may receive a show number until the horse has been measured. Once a back number is issued, you may not re-measure unless there is a protest.
 5. If a horse is measured into a different height division than it is entered, the horse is to be shown in the new height division without cost or penalty to the exhibitor.
 6. At the time of measurement, the exhibitor is required to present to the Steward the original registration paper of the animal or a photo static copy of the same and the horse (free of blanket, hood, and neck wrap) for a full measurement.
 7. Each measuring sticks' serial number will be written on the measurement card and master measurement book and initialed by the Steward and the witness that is taking the official measurement.
 8. Once Show Officials have followed the rules for measuring the horse and the horse has been measured, or verified the height from the permanent height card submitted, the measurement becomes the official height for that show and cannot be protested once that horse enters the ring. The height of the horse will be posted by 6:00 pm evening before horse enters ring. If any horse is shown where measurement is not posted unless through show management error in accordance with above, its height can be protested up to one hour after the class is completed.

American Shetland Pony Club, Inc.

ASPC/AMHR/ASPR

*Preserving, Promoting and Perfecting
American Small Equine Since 1888*



81-B East Queenwood Road • Morton, IL, 61550
Phone: 309-263-4044 • Fax: 309-263-5113
www.shetlandminiature.com