

Gentleman afternoon attire shall be sports coat of any color except black. Bow ties to match the sports coat and appropriate straw hat.

Evening ladies attire shall be formal length, parasol is optional, but cannot be held or open while driving. Parasol can be opened in line-up provided a header is present.

Evening gentlemen attire shall be formal dinner jacket, ruffled or tucked white shirt or color. Formal jacket to be suitable or black suitable material to include but not limited to brocade or velveteen. Trousers of black, dark blue or midnight blue. Formal bowtie, black socks and shoes and dress hat.

To show all-around action at a Park Trot and not faster. Must stand quietly and must back easily. To be judged on manners, quality and performance.

Attendant/header can be available during line-up, but if a parasol is used and opened an attendant/header must be present. If no attendant/header and parasol is opened entry will be disqualified. This is a safety factor.

CLASSIC AMERICAN SHETLAND PONY

Driving Performance Division Rules

4.1 Classic Driving Performance Division

A. General Performance Rules:

1. All performance class animals must be a minimum of two (2) years old (must have reached their actual second birthday) or older at time of competition, unless otherwise specified.
2. **Headers required for youth in any driving classes.**
3. **Riding attendants are optional in Classic Youth driving classes.**
5. Stallions are not allowed in Classic Youth performance classes.

6. Cross entering at the same show is allowed between the Pleasure and Roadster Division.
7. Classic Pleasure and Classic Formal Pleasure ponies cannot cross-enter into Country Pleasure Driving classes at the same show.
8. Country Pleasure ponies cannot cross enter into Classic Formal Pleasure or Classic Pleasure classes at the same show.
9. Driving whips (optional) if used must be of suitable style, and the tip of the lash must not reach past the shoulder of the pony.
10. Drivers and their attendants should be dressed appropriately. Hats, gloves, and aprons are optional. No strapless tops or open toed shoes allowed.
11. Performance classes are open to Classic and Foundation Classic Shetlands.
12. Only the animal(s) entered in a performance class is allowed in the ring during judging.
13. Classics may be shown barefoot or with a light plate of uniform thickness and weight. No pads are permitted. No built up feet or heel measurements exceeding 1 $\frac{3}{4}$ " allowed. No weighted shoes or shoes having toe or side clips, grabs, caulks, or trailers. The plate shall be of equal length in the branches from the toe back and shall not extend past the bulb of the heel. No corrective shoeing will be permitted.
14. Stake classes will be known as Championship classes. 1st place will be Champion and 2nd place will be Reserve Champion.

4.2 Pleasure Driving Division

- A. The Classic Pleasure Shetland must exhibit Classic conformation standards, quiet manners, perform at a collected gait on a light rein, stand quietly and back readily. Extreme action or heavy on the bit will be penalized.

- B. The Classic pleasure driving pony must wear a show-type harness, including side or overcheck, square or round blinkers with straight or broken snaffle bit. A properly fitted cavesson or noseband is required. Check bit and martingales are optional. No liverpool bits, curb chains or curb straps are allowed. Exception: Classic Draft Harness classes may use liverpool bits or other appropriate bits acceptable for heavy draft-type harness.
- C. **Open Pleasure Driving:** Open to stallions, mares or geldings. **Judged 60% on manners, quality and performance, 40% on conformation.** Ponies to enter the ring counter clockwise (to the right at a pleasure trot), to be shown both ways of the ring at a **walk, pleasure trot and extended trot**. To be lined up in the center of the ring, stand quietly and back readily. Excessive speed and action will be penalized. The walk should be a relaxed flatfooted walk, a four beat straight movement and not a jog trot. The trot should be easy going, square with elasticity and freedom of movement. Extended trot should be ground covering, open and reaching.
1. Pony to be shown to a suitable two-wheeled cart with foot basket or four-wheeled vehicle. Vice-roys, racing sulkys, and fine harness rigs are not acceptable.
 2. Ponies to wear show-type harness, including side or over check, square or round blinkers with straight or broken snaffle bit.
 3. Check bit and martingales are optional. Liverpool bits, curb chains or curb straps are not allowed.
- D. **Youth Pleasure Driving:** Entries limited to mares and geldings only. Youth to be 17 years of age or younger. An attendant is optional. **A header is required.**
- E. **Ladies Pleasure Driving:** Open to Ladies 18 years of age or older, judged the same as Open Pleasure Driving. No attendant permitted. Entry may be stallion, mare or gelding.

- F. **Gentleman Pleasure Driving:** Open to Gentlemen 18 years of age or older, judged the same as Open Pleasure Driving. No attendant permitted. Entry may be stallion, mare or gelding.
- G. **Limit Pleasure Driving:** Open to ponies which have not won six first place ribbons in class “A” competition, judged the same as Open Pleasure Driving. No attendant permitted. Headers are optional. Entry may be a stallion, mare or gelding.
- H. **Pair Pleasure Driving:** The pair of ponies to be judged the same as Open Pleasure Driving. A half-inch difference in height shall not be considered objectionable. Combined ownership permitted.
- I. **Amateur Owned & Driven Pleasure Driving:** Judged the same as Open Pleasure Driving with an amateur as driver. Pony need not have been shown throughout the entire show by the amateur owner.
- J. **Pleasure Driving Championship/Stake:** Judged the same as Open Pleasure Driving.

4.2.1 Classic Formal Pleasure Driving to Viceroy

- A. To be judged **60% on manners, quality and performance and 40% on conformation.** Ponies are to enter to the right and be shown **both way of the ring at a walk and trot.** Ponies to be lined up in the center of the ring, **stand quietly and back readily.** The walk should be a relaxed flat-footed walk, a four beat straight movement. The trot should be easy going, square with elasticity and freedom of movement. Driver to be dressed in appropriate attire (not silks or “colors”). Entry may be a stallion, mare or gelding.
- B. Pony to be shown in fine harness with round blinkers, side check and snaffle bit (check bit optional).

4.3 Country Pleasure Driving Division

- A. Pony to be shown to a two-wheeled pleasure cart only with a foot basket.

- B. Ponies to enter the ring counterclockwise (to the right) at a country pleasure trot. To be shown both ways of the ring at a **walk, country pleasure trot and an extended trot**. Ponies to be lined up in the center of the ring, **stand quietly, and rein back**.
1. Walk - A free, regular and forward moving four beat gait. The pony should walk energetically, but calmly, with an even and determined pace.
 2. Country Pleasure Trot - A balanced, easy moving, relaxed two beat gait demonstrating forward movement.
 3. Extended Trot – A clear increase in gait and length of stride. The pony should move freely on a taut, but light rein, while maintaining a balanced pace and forward movement. Excessive action and speed shall be penalized.
- C. **Judged 60% on performance, manners and way of going, 30% on condition, fit and appropriateness of harness and vehicle and 10% on neatness, appropriateness of attire and overall impression.**
- D. High head sets and excessive knee action to be severely penalized.
- E. Cross-entering is not allowed between the Country Pleasure and Pleasure Driving Division at the same show.
- F. Class Descriptions:
1. **Open Country Pleasure Driving:** Open to stallions, mares and geldings.
 2. **Youth Country Pleasure Driving:** Entries limited to mares and geldings only. **Header is required.**
 3. **Ladies Country Pleasure Driving:** Open to Ladies 18 years of age or older. Open to stallions, mares and geldings. **Attendants optional.**


4. **Gentlemen Country Pleasure Driving:** Open to Gentlemen 18 years of age or older. Entry may be stallion, mare or gelding.
5. **Amateur Country Pleasure Driving:** Driver must be an amateur, 18 years of age or older. Pony need not have been shown throughout the entire show by the amateur.
6. **Golden Age Country Pleasure Driving:** Driver must be 55 years of age or older.
7. **Country Pleasure Driving Stake Class:** To qualify for a Stake class, a pony must have been shown in at least one other class of the Country Pleasure Driving division.

4.4 Western Country Pleasure Driving Division

A. Class Conditions

1. Ring Procedure: Western Country Pleasure driving ponies shall enter the ring counterclockwise (to the right) at a Country Pleasure Trot. To be shown both ways of the arena at a **walk, country pleasure trot and extended trot. To stand quietly and rein back.** To be judged **60% on the pony's performance, manners and way of going, and suitability for assuring a pleasurable drive, 30% on condition, fit and appropriateness of harness and vehicle, and 10% on neatness, appropriateness of attire and overall impression.** Over checks or side checks (both optional) should be slightly loose, not snug. Martingales are also optional. Excessive knee action and speed to be penalized.
 - a. Walk: A free regular and forward moving four beat gait. The pony should walk freely and calmly, with an even determined gait.
 - b. Western Country Pleasure Trot: A balanced, easy going, relaxed two beat gait demonstrating forward movement with a flat knee and little hock flexion.

- c. **Extended Trot:** A clear increase in gait and length of stride. Excessive knee or hock action and speed to be severely penalized. The pony should move freely on a taut, but light rein, while maintaining a balanced gait and forward movement with low strides and little flexion of knees and hocks.
2. A Western Country Pleasure Driving pony should carry himself in a natural, balanced position with a relaxed head and neck. The pony will be free moving with straight, low strides that have little flexion of the knees and hocks.
3. The pony shall be severely penalized if his poll is more than 3" above the level of the withers or below the withers; the crest of the neck is bowed or arched; is behind the vertical or over flexed; is excessively nosed out; exhibits excessive knee action and speed; or shows lack of control by the exhibitor.



4. All gaits to be performed in a smooth, relaxed, balanced manner. Consistently showing too far off the rail and excessive noisemaking by exhibitors during the class shall be penalized according to severity. **Each pony shall be required to back readily and straight and stand quietly.**
5. Western Country Pleasure Driving Attire:
 - a. Ladies should wear jackets and blouses with slacks or skirts or dresses of the Western

type. No bare shoulders. Hats are optional but should be of the Western type if worn.

- b. Gentlemen should wear Western attire with or without a Western hat.

4.5 Roadster Driving Division

A. Classic roadster ponies are required to be driven to road bikes with tire guards. Classic roadster ponies are to wear harness with a low crupper, over check, square blinkers with straight or broken snaffle bit. Martingales and trotting boots are permitted. Colors (silks) are required.

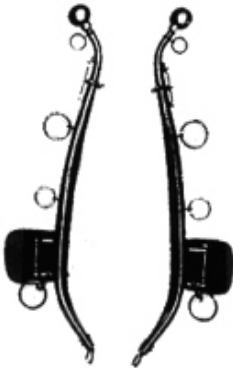
B. Class Descriptions:

1. **Open Roadster:** Ponies to be **judged 60% on manners and suitability of pony to driver and 40% on conformation and easy way of going.** Extreme action to be penalized. Ponies will enter the ring to the left at a “**jog trot**”, and then “**road gait**”, “**reverse at a jog trot**”, “**road gait**”, and “**trot at speed**”. **No header allowed.**
2. **Youth Roadster:** Youth to be 17 years of age or younger. **Judged 60% on manners, quality and performance and 40% on conformation. Helmet and Header required.**
3. **Limit Roadster:** Open to ponies which have not won six first place ribbons in class “A” competition. Judged the same as Open Roadster, **Headers optional.**
4. **Roadster Stake Class:** Judged the same as Open Roadster.

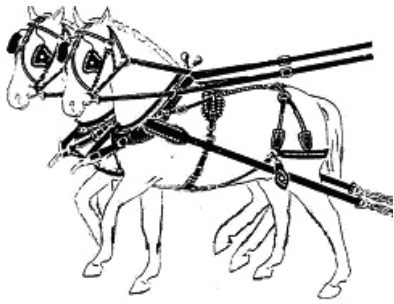
4.6 Draft Harness Pony Driving

Utilitarian usefulness is stressed for ponies, harness and wagon. Clipping of fetlocks is optional. The foot must be natural. Ponies maybe shown barefoot or with a light plate shoe; or a draft type shoe with toe and heel caulks. Pads may be used but any additional weight of any description is prohibited. To be shown to a suitable four-wheeled vehicle, except that a cart may be used

for singles. Heavy draft-type harness with collars, and full hames, breeching and appropriate bit suitable for heavy draft-type harness is required. No one may assist driver in any way (except in the event of any accident), but, passengers are permitted. Full harness with lead tongue is optional on lead teams. Utilitarian usefulness is emphasized. **To be shown both ways of the ring at a working trot and a flat footed walk without undue restraint. To halt, stand quietly, and back readily. To be judged 60% on manners (in motion and rest) and utilitarian useful performance, 30% on breed type, suitability and conformation, and 10% on appointments (draft type equipment).** 2-pony Hitch, 4-pony Hitch and 6-pony Hitch shall be worked in a figure eight, gee and haw, back and stand quietly. Docking is optional, tandem and Unicorn worked at the judge's discretion. Fancy equipment not to count over a neat, clean and suitable working outfit. Draft vehicles and tack may have names on them. Headers (16 years of age and older) are required in Youth Draft classes. Riding attendants are optional in Youth Draft classes but they must be sixteen (16) years old or older for safety reasons. All Draft Harness Classes are considered single pony cart classes and all are qualifying classes for the Single Draft Harness Stake class.



Draft Hames



Draft Harness

4.7 Classic Shetland Carriage Division

A. Tack and Equipment:

1. Light harness (breast or collar type).
2. To be shown in a suitable two or four wheeled carriage pleasure type driving vehicle. No pneumatic or wire wheels permitted.
3. Type of bit(s) optional. Snaffle, liverpools or acceptable driving bit and blinkers appropriate to type of harness.
4. Martingales and overchecks are prohibited for all vehicles.
5. Side checks are optional. Breeching or thimbles are required for all vehicles. Tying down of tongues is prohibited. Bridles should fit snugly to prevent catching on the vehicle or other pieces of harness. A throatlatch and a noseband or cavesson is mandatory. Open bridles are permitted, but are not encouraged.
6. Whip required to be carried in hand.



Carriage Hames

B. Dress

1. Hat, brown gloves preferred & lap robe required to be worn in all divisions.

C. Headers

1. Are allowed but must come from within the vehicle.
2. Multiple pony carriage turnouts require at least one passenger or groom capable of rendering assistance at all times.

D. General Rules

1. All carriage classes are open to single or multiple ponies unless otherwise specified.
2. All carriage driving classes are open to stallions, mares, and geldings unless otherwise specified.

E. Failure to comply with these rules will incur elimination.

F. Class Descriptions:

1. **Classic Carriage Pleasure Driving:** To be judged **60% on manners, quality and performance 40% on conformation.** To be shown at a walk, slow trot and working trot, both ways of the ring, to line up and stand quietly. Classic Carriage Stakes class will be judged as a Classic Carriage Pleasure Driving class.
2. **Classic Carriage Turnout:** To be judged **70% on the condition, fit and appropriateness of the harness and vehicle, neatness of attire and overall impression and 30% on performance, manner and way of going.** Ponies are to enter to the right and be shown both ways of the ring at a walk and trot. Ponies are to be lined up in the center of the ring, **stand quietly, and back readily.** The walk should be a relaxed flat-footed walk, a four beat straight movement. The trot should be easy going, square with elasticity and freedom of movement.
3. **Classic Carriage Reinsmanship:** This class is designed to test the knowledge and ability of the driver. To be shown on the rail at a walk, slow trot and working trot. To be judged primarily on the ability and skill of the driver. To be **judged 75% on the handling of the reins and whip, control, posture and overall appearance of the driver and 25% on the condition of the harness and vehicle and the neatness of attire.**

In order to evaluate a driver's versatility, the judge may require a test.

a. Suggested Tests:

1. Back.
2. Drive a circle of designated size, at judge's discretion.
3. Drive a figure eight.
4. Working trot to strong trot.
5. Stop and stand.
6. Drive with one hand.

4. **Classic Carriage-Working:** A class in which entries are judged primarily on the suitability of the pony to provide a pleasant drive. **To be shown both ways of the arena at a walk, slow trot, working trot, and strong trot. To stand quietly, both on the rail and while lined up, and to rein back.** All entries chosen for a workout may be worked both ways of the arena at any gait requested by the judge and may be asked to execute a figure of eight. To be **judged 70% on performance, manners and way of going of the pony or ponies, 20% on the condition and fit of harness and vehicle, and 10% on neatness of attire. An entry must show strong definition in all required gaits.**

4.8 Classic Versatility

- A. The pony will be shown as a pleasure driving pony, in halter, and as a hunter, in that order.
- B. Grooms/headers allowed in at end of driving.
- C. For purposes of safety the cart must be removed from the pony before the horse is unbridled.
- D. Before un-tack and grooming it shall be announced that ponies are to remain in the same order for the rest of the class as they go on the rail, both for Halter and Hunter portions.
- E. At the end of the two minute un-tack grooming period, grooms shall leave the arena with the carts and all tack.
- F. Exhibitors are to follow the direction of the Ringmaster

and line up for inspection at halter.

- G. After halter inspections are completed, exhibitors are to follow the Ringmaster and proceed to the hunter course.
- H. The hunter requirements for judging are the same as specified under the Classic “Hunter” Rules.
- I. There shall be a minimum of 2 (two) but not more than 4 (four) fences.
- J. When all have completed the hunter course, they must trot for soundness before the Judges.
- K. Horses do not leave the arena between divisions.
- L. All three divisions to count equally.
- M. Horses must complete all three divisions, without disqualification, to be eligible for a ribbon.
- N. Open to Pleasure, Country Pleasure, Western Country Pleasure and Park Harness horses.

4.9 Roman Chariot Event

- A. General: This class is intended as a display of horsemanship, with a team of ponies hitched to a Roman style chariot, with emphasis on the authenticity of the chariot, harness and drivers apparel. There were several different types used for chariots in that era, such as fighting vehicles, racing, parades and transportation for royalty. Any of these themes may be used as a reenactment of this era.
- B. The origin of parading of horses before a race or competition was said to have started with the chariot horses at the time. Therefore, at the discretion of show management and allotment of time, entries may be permitted to parade their ponies and rigs in the arena before the beginning of the class. Banners, flags and capes, represent stables, sponsors, etc. may be displayed and carried by the drivers at this time. All entries may parade at this time at a collected trot only, for the audience to inspect. The entries will exit the arena, shed their over robes, banners, flags, etc. and will be ready for competition. No flags or banners are allowed in or around the arena at the time of

competition.

C. Specifications:

1. Drivers must be 16 years old or older.
2. A driver may talk to his pony(s) as long as it does not interfere with other ponies.
3. Manners and safety are of utmost importance in this class. Judge may disqualify any entry that is deemed unsafe or unruly.
4. Ponies in the team must show in the same gait (not one trotting and the other cantering or walking).
5. Ponies may be light shod.
6. Whips of appropriate size are permissible, no bull-whips, etc.
7. Open bridles are permissible, side or over checks are permitted.
8. Breeching is required.
9. Open to 46" and under, class may be divided: 42" and Under and 42" to 46" if four (4) entries of each division are entered.
10. Header is encouraged.

D. Chariot:

1. Chariot must be safe. Chariot deemed unsafe by Show Management, Steward, or Judge may be disqualified from showing.
2. Chariots should resemble the Roman chariots and attire should resemble the Roman era and will be judged accordingly.
3. No weapons allowed on the chariots, drivers or horses.
4. Chariots and harness may have logos, farm names or sponsor names displayed.
5. Only four (4) chariots may be in the ring at one time and must stay well-spaced and on the rail.
6. Driver and any passengers may not be tied in or se-

cured to the chariot.

7. Helmets are recommended but not required.
- E. Judge may bring in the top qualifying chariots, four (4) at a time for final workout.
- F. Ring Procedure:
1. Ponies are to enter the ring counter clockwise (to the right) at a collected trot. **To be shown both ways of the arena at a collected trot, slow canter, hand gallop and walk.** Ponies to reverse at a walk on the diagonal. **Must stand quietly**, are not required to back. **To be judged 50% on manners and performance and 50% on fit and appropriateness of vehicle and harness, over all appearance.**
 - a. Walk: A free, regular and forward moving four beat gait. Ponies must appear calm and well mannered.
 - b. Collected trot: Horses to give an airy appearance while also showing that they have perfect manners, good mouths and under control at all times.
 - c. Slow Canter: Ponies must demonstrate a slow canter in unison, be calm and light mouthed. Racy appearance will be penalized.
 - d. Hand Gallop: Horses must do a hand gallop in unison, not at full speed or racing or giving the appearance of being out of control. Manners are dominant at this gait and unruly ponies or unsafe driving will result in disqualification. Ponies must be called to a walk after a hand gallop and line up for final inspection. Header to be called in at this time.
- G. **Single Roman Chariot:**
1. Chariot to be pulled by a single horse with class requirements and judging to be the same as the Roman Chariot hitch team specifications.

2. Drivers to be 13 years old and older.

4.10 Sunday In the Park

To be shown to a viceroys or suitable vehicle. **To be judged 50% on turnout of viceroys or suitable vehicle and driver attire.** Vehicle turnout can be decorated with floral arrangements or appropriate Sunday in the Park theme.

Acceptable women's attire for afternoon classes is summery type dress with hat, parasol/parasol whip is optional, but cannot be held or open while driving. Parasol can be opened in line-up provided a header is present.

Gentleman afternoon attire shall be sports coat of any color except black. Bow ties to match the sports coat and appropriate straw hat.

Evening ladies attire shall be formal length, parasol is optional, but cannot be held or open while driving. Parasol can be opened in line-up provided a header is present.

Evening gentlemen attire shall be formal dinner jacket, ruffled or tucked white shirt or color. Formal jacket to be suitable or black suitable material to include but not limited to brocade or velveteen. Trousers of black, dark blue or midnight blue. Formal bowtie, black socks and shoes and dress hat.

To show all-around action at a Park Trot and not faster. Must stand quietly and must back easily. To be judged on manners, quality and performance.

Attendant/header can be available during line-up, but if a parasol is used and opened an attendant/header must be present. If no attendant/header and parasol is opened entry will be disqualified. This is a safety factor.

AMERICAN MINIATURE HORSE